



martine lillice

**PRICE-LIST
FEBRUARY 2023**

**LAMPS
SPECIAL EDITIONS
HIGHLIGHTS
ARCHITECTURAL
OUTDOOR
FURNISHING**

EXPORT

PRICE-LIST

FEBRUARY 2023

LAMPS	11-34
SPECIAL EDITIONS	35-36
HIGHLIGHTS	37-40
ARCHITECTURAL	41-66
OUTDOOR	67-74
FURNISHING	75-77



index

LAMPADE 11-34

LAMPADE DA TABLE	
Serpente	12
Pipistrello	12-13
Cobra	13
Elmetto	13
L'Amica	13
Mico	14
TX1	14
Elica	14
Colibri	15
Segnalibro	15
Pulce	15
Fluida	15
Hoop	15
Civetta	15
Cyborg	16
Delux	16
Cabriolette	17
Metrica	17
LAMPADE DA WALL/CEILING	
Gomito	18
Tube	18
Le Rondini	18
Lucciola	18
Led+O	18
Lunanera	19
Mosca	19
Set	19
Bolla	19
Semisfera	20
Pouff	20
Pin	20
Corona	20
Maggiolone	20
Kokouno	21
Deleux	21
Globo	21
Toggle	21
Cabriolette	22
Metrica	22
Papavero	22
Cordon	22
Ostrica	22
LAMPADE A SUSPENSION	
Poliedro	23
Blow	23
Cono	23
Cupolone	23
Nuvole vagabonde	23
Bubbles	24
Babele	24
Modena	24
Plissé	24

Maggiolone	25
Coassiale	25
Suju	25
Ciulifruli	26
Colibri	27
Lady Galala	27
Kokouno	27
Cabriolette	28
Avro	28
Onda	28
Vela22	28
LAMPADE DA STANDING	
Serpente	29
Biconica	29
Biconica Pol	29
Pistillone	29
Pistillo	30
Eva	30
Clochard	30
Colibri	31
Pin 31	
Elastica	32
Y3 32	
L'Amica	32
Dia	33
Cabriolette	33
Gru	33
Metrica	33

EDIZIONI Speciali 35-36

Cobra scorpius	36
Civetta Valentina	36
Pioppo luminoso	36

HIGHLIGHTS 37-40

Ruspa	38
Profiterolle	38
Visiere	38
Cellule	39
Elos	39
Marx	39
V.D.L.	39

ARCHITECTURAL 41-66

Circular Pol	42
Circular Pol XXL	42
Mamba	43
Lunaop	44-48
Luna	48
Circular slim	48
Loop	49-50
Duemilatre	50
Condor	50
Lent	51

Hush	51-53
Shanghai	54-55
Sound	56
Calabrone	56
Calabronet	57
Kokouno	58
Pistillo	58
Colibri	59-60
Olympic	60
Nuvole vagabonde	60
Sistema U	61
Cip	62
Grillo	62
R19	63
Binari elettrificati	64-65

OUTDOOR 67-74

Lady Galala	68
Kiki	68
Ciulifruli	69
Trilly	69
Bowl	69
Glougou Pol	69
Biconica Pol	70
Pistillo	70
Boleto	70
Frog	71
Polo	71
Amanita	72
Koala	72
Pont	72
Cyborg	72
Cyborg big	73
Bruco	74

COMPLEMENTI di arredo 75-77

Metafora	76
Box	77

alphabetical index

Amanita	72	Elica	14	Pistillo (standing)	30
Avro	28	Elmetto	13	Pistillo (suspension)	58
Babele	24	Elos	39	Pistillo (outdoor)	70
Biconica	29	Eva	30	Pioppo luminoso	36
Biconica Pol	29	Fluida	15	Pistillone	29
Biconica Pol	70	Frog	71	Plissé	24
Binari elettrificati	64-65	Globo	21	Poliedro	23
Blow	23	Glougou Pol	69	Polo	71
Boleto	70	Gomito	18	Pont	72
Bolla	19	Grillo	62	Pouff	20
Bowl	69	Gru	33	Profiterolle	38
Box	77	Hoop	15	Pulce	15
Bruco	74	Hush	51-53	R19	63
Bubbles	24	Kiki	68	Ruspa	38
Cabriolette (table)	17	Koala	72	Segnalibro	15
Cabriolette (wall)	22	Kokouno (wall-ceiling)	21	Semisfera	20
Cabriolette (suspension)	28	Kokouno (suspension)	27	Serpente (table)	12
Cabriolette (standing)	33	Kokouno	58	Serpente (standing)	29
Calabrone	56	Lady Galala (indoor)	27	Set	19
Calabronet	57	Lady Galala (outdoor)	68	Shanghai	54-55
Cellule	39	L'Amica (table)	13	Sistema U	61
Cip	62	L'Amica (standing)	32	Sound	56
Circular Pol	42	Le Rondini	18	Suju	25
Circular Pol XXL	42	Led+O	18	Toggle	21
Circular slim	48	Lent	51	Trilly	69
Ciulifruli (indoor)	26	Loop	49-50	Tube	18
Ciulifruli (outdoor)	69	Lucciola	18	TX1	14
Civetta	15	Luna	48	V.D.L.	39
Civetta Valentina	36	Lunanera	19	Vela22	28
Clochard	30	Lunaop	44-48	Visiere	38
Coassiale	25	Maggiolone (ceiling)	20	Y3	32
Cobra	13	Maggiolone (sosp.)	25		
Cobra scorpius	36	Mamba	43		
Colibri (table)	15	Marx	39		
Colibri (suspension)	27	Metafora	76		
Colibri (standing)	31	Metrica (table)	17		
Colibri (architectural)	59-60	Metrica (wall)	22		
Condor	50	Metrica (standing)	33		
Cono	23	Mico	14		
Cordon	22	Modena	24		
Corona	20	Mosca	19		
Cupolone	23	Nuvole vagabonde	23		
Cyborg (table)	16	Nuvole vagabonde	60		
Cyborg (outdoor)	72	Olympic	60		
Cyborg big (outdoor)	73	Onda	28		
Delux (table)	16	Ostrica	22		
Delux (ceiling)	21	Papavero	22		
Dia	33	Pin (ceiling)	20		
Duemilatre	50	Pin (standing)	31		
Elastica	32	Pipistrello	12-13		

code index

lamps - furnishing - architectural - outdoor

500X	65	620/J/DIM/T/CL/BI	13	825/AL	16	1434/DIM/2700/BI	18	1455/GR	21
505X	62	620/J/DIM/T/CL/MA	13	825/AZ	16	1434/DIM/T/2700/BI	18	1722/TR	23
510X	71	620/J/DIM/T/CL/VE	13	825/BI	16	1437/BI	19	1858	23
510X	73	620/J/DIM/TI	13	825/FC	16	1438/NE	62	1861/BI	23
511X	71	620/J/DIM/VE	13	825/GR	16	1440/2/AN	74	1861/BL	23
511X	73	620/MA	12	825/VE	16	1440/2/CO	74	1861/J/BI	23
513Y	71	620/MED/DIM/BI	12	828/CH	16	1440/AN	74	1861/J/BL	23
5142.1	65	620/MED/DIM/MA	12	828/CP	16	1440/CO	74	1861/J/NE	23
5142.2	65	620/MED/DIM/OT	12	828/J/CH	16	1441/20/BI	61	1861/J/RO	23
5142.3	65	620/MED/DIM/TI	12	828/J/CP	16	1441/20/DIM/BI	61	1861/NE	23
518J	30	620/MED/DIM/VE	12	828/J/MAR/CA	16	1441/20/DIM/NE	61	1861/RO	23
519.1J	64	620/NE	12	828/J/MAR/MR	16	1441/20/NE	61	1884/AN	71
519J	64	620/OT	12	828/J/NE	16	1441/38/BI	61	1884/BI	71
520.1J	64	620/RO	12	828/MAR/CA	16	1441/38/DIM/BI	61	1884/CO	71
520J	64	620/TI	12	828/MAR/MR	16	1441/38/DIM/NE	61	1884/S/AN	71
521.1J	64	620/VE	12	828/NE	16	1441/38/NE	61	1884/S/BI	71
521J	64	629	13	832/AZ	17	1442/BI	22	1884/S/CO	71
522J	64	629/NE	13	832/BI	17	1442/NE	22	1889	23
523.1J	64	629/RO	13	832/CL/AZ	17	1444/GR	72	1889/AU	23
523J	64	629/SC	36	832/CL/BI	17	1445/NE	19	1979.1	76
524.1J	64	633/4/BI	38	832/CL/GI	17	1449/14/BI	62	2003/50/DIM/L/1/AN	50
524J	64	633/4/GI	38	832/CL/NE	17	1449/14/DIM/BI	62	2004/SL/125/DIM/L/1/AU	48
525.1J	64	633/BI	38	832/GI	17	1449/14/DIM/NE	62	2004/SL/125/DIM/L/1/BI	48
525J	64	633/GI	38	832/NE	17	1449/14/NE	62	2004/SL/65/DIM/L/1/AU	48
526J	64	640	38	833/BI	17	1449/32/BI	62	2004/SL/65/DIM/L/1/BI	48
540Y	73	642/BI	38	833/BI	22	1449/32/DIM/BI	62	2004/SL/95/DIM/L/1/AU	48
541Y	71	685/AR	13	833/NE	17	1449/32/DIM/NE	62	2004/SL/95/DIM/L/1/BI	48
542Y	71	685/AU	13	1196/BI	18	1449/32/NE	62	2011/110/2/L/1/BI	60
544.1J	64	685/BI	13	1221/BI	18	1450/2/24/NE	62	2011/80/L/1/BI	60
544J	64	685/BL	13	1221/V/BI	18	1450/24/NE	62	2011/J	60
545.1J	65	685/GI	13	1249/3/L/1	18	1452/20/BI	61	2011J	23
545J	65	685/NE	13	1261/BI	18	1452/20/NE	61	2033/45/C/AR	24
565.1J	65	685/RO	13	1261/V/BI	18	1452/38/BI	61	2033/45/C/BI	24
565J	65	685/VE	13	1285	39	1452/38/NE	61	2033/45/C/BL	24
566.1J	65	736/L/GR	13	1290/DIM/L/1/AN	60	1452/J/20/BI	61	2033/45/C/GI	24
566J	65	736/L/NE	13	1290/DIM/L/1/BI	60	1452/J/20/NE	61	2033/55/C/BI	24
567.1J	65	736/L/VE	13	1341/L/1/AU	19	1452/J/38/BI	61	2040/65/SD	24
567J	65	793/NE/BI	14	1341/L/1/BI	19	1452/J/38/NE	61	2040/J	24
590X	30	799/DIM/L/1/GR	14	1341/L/1/CU	19	1453/AN	71	2040/SD	24
591J/NE	64	799/L/1/BD/BI	14	1341/L/1/NE	19	1453/AR	71	2053/4/L/1	55
592J/NE	64	799/L/BD/BI	14	1342/L/1/AU	19	1453/BL	71	2057/DIM/L/1/BI	42
593J/NE	64	799/MED/DIM/L/1/BI	14	1342/L/1/BI	19	1453/GI	71	2057/J/DIM/L/1/BI	42
597.1J	65	799/MED/DIM/L/1/GR	14	1342/L/1/CU	19	1454/AU	21	2057/XS/DIM/L/1/BI	42
597J	65	804/BI/AR	15	1342/L/1/NE	19	1454/AU	58	2057/XXL/DIM/L/1/BI	42
599	12	804/BI/BI	15	1343/L/1/AU	19	1454/BI	21	2057/XXL/Q/DIM/L/1/BI	42
599/AU	12	804/TEXTURE/VA/BI/BI	36	1343/L/1/BI	19	1454/BI	58	2063/DIM/L/1	58
620/BI	12	807/J/BI	14	1343/L/1/CU	19	1454/CO	21	2063/L	58
620/DIM/BD/L/1/BI	12	807/J/GI	14	1343/L/1/NE	19	1454/CO	58	2063/L/1	58
620/DIM/BD/L/1/MA	12	807/J/NE	14	1347/Q/L/1	39	1454/J/AU	21	2064/P/L/1	70
620/DIM/BD/L/1/OT	12	811/T/H/NE	15	1406/NE	59	1454/J/AU	58	2064/P/XS	70
620/DIM/BD/L/1/TI	12	812	69	1410/B/AU	59	1454/J/BI	21	2070/NE	59
620/DIM/L/1/BI	12	817/BI	15	1410/B/NE	59	1454/J/BI	58	2073	69
620/DIM/L/1/MA	12	820/BI	15	1421/NE	60	1454/J/CO	21	2073/J	69
620/J/CS	12	820/BL	15	1427	39	1454/J/CO	58	2080/1/BZ	59
620/J/DIM/AU	13	820/GI	15	1427/G	39	1454/J/NE	21	2080/1/NE	59
620/J/DIM/BI	13	820/OT	15	1431/230/BI	18	1454/J/NE	58	2080/2/BZ	59
620/J/DIM/CU	13	822/BI	69	1431/230/GI	18	1454/NE	21	2080/2/NE	59
620/J/DIM/MA	13	823/BI	15	1433/J/NE	56	1454/NE	58	2080/3/BZ	59
620/J/DIM/OT	13	824/BI	15	1433/NE 56		1455/AN	21	2080/3/NE	59
620/J/DIM/RO	13	824/NE	15	1434/2700/BI	18	1455/BI	21	2085/DIM/L/1/AN	50

2085/J/DIM/L/1/AN	50	2217/POL/P/BT/L	29	2764/32/BI	21	5958/BI	64	21010/DIM/NE	49
2087/NE	59	2217/POL/P/BT/L	70	2771/42/I	20	5958/NE	64	21012/20/BI	61
2090/DIM/NE	56	2234/L/1	39	2771/52/I	20	5959/BI	64	21012/20/DIM/BI	61
2090/G/DIM/NE	56	2260/P/L/1/BI	30	2834/M/J/L/1	20	5959/NE	64	21012/20/DIM/NE	61
2093/50/AU	27	2260/P/L/1/TEX/LO	36	2834/M/L/1	20	5960/BI	64	21012/20/NE	61
2093/50/AU	58	2270/BI	30	2862/J/DIM/L/1/BI/AR	48	5960/NE	64	21012/38/BI	61
2093/50/BI	27	2270/NE	30	2862/J/DIM/L/1/BI/BI	48	5961/BI	64	21012/38/DIM/BI	61
2093/50/BI	58	2270/NE/NE	30	2862/M/DIM/L/1/BI/AR	48	5961/NE	64	21012/38/DIM/NE	61
2093/50/CO	27	2270/XG/NE/NE	30	2862/M/DIM/L/1/BI/BI	48	5962/BI	64	21012/38/NE	61
2093/50/CO	58	2278/NE	31	2868/J/L/1/BI	20	5962/NE	64	21013/20/BI	61
2093/50/NE	27	2287/DIM/L/1/BI	31	2868/L/1/BI	20	5963/BI	64	21013/20/NE	61
2093/50/NE	58	2289/BI	30	2878/DIM/L/1/BI	42	5963/NE	64	21013/38/BI	61
2093/AU	27	2289/NE	30	2880/30	20	5964/BI	64	21013/38/NE	61
2093/AU	58	2290/AU	31	2885/S/NE	25	5964/NE	64	21014/20/BI	61
2093/BI	27	2290/NE	31	2886/DIM/BI	48	5965/BI	64	21014/20/NE	61
2093/BI	58	2293/3/NE	56	2886/G/DIM/BI	48	5965/NE	64	21014/38/BI	61
2093/CO	27	2294/L/1/DIM	70	2886/J/DIM/BI	48	5967	64	21014/38/NE	61
2093/CO	58	2294/L/DIM	70	2887/BI	63	21001/DIM/DK/GI	51	21015/BI	27
2093/J/50/AU	27	2301/AZ	32	2887/NE	63	21001/DIM/DK/GR	51	21015/GI	27
2093/J/50/AU	58	2301/GI	32	2891/DIM/2700/BI	20	21001/DIM/DK/VE	51	21015/NE	27
2093/J/50/BI	27	2301/GR	32	2891/DIM/2700/GI	20	21001/DIM/GI	51	21016/BI	28
2093/J/50/BI	58	2301/NE	32	2891/DIM/2700/NE	20	21001/DIM/GR	50	21017/DIM/NE	28
2093/J/50/CO	27	2301/RO	32	2891/DIM/BI	20	21001/DIM/VE	50	21019/DIM/3000/AR	28
2093/J/50/CO	58	2302/NE	32	2891/DIM/GI	20	21002/AN	24	21019/DIM/3000/AZ	28
2093/J/50/NE	27	2303/NE	32	2891/DIM/NE	20	21003/160/DIM/AU	49	21019/DIM/3000/BI	28
2093/J/50/NE	58	2303/VE	32	2899/AU	21	21003/160/DIM/BI	49	21019/DIM/3000/NE	28
2093/J/AU	27	2304/NE/MAR/MR	29	2899/AU	58	21003/160/DIM/CU	49	21019/DIM/AR	28
2093/J/AU	58	2306/GI	72	2899/BI	21	21003/160/DIM/NE	49	21019/DIM/AZ	28
2093/J/BI	27	2306/GR	72	2899/BI	58	21003/200/DIM/AU	49	21019/DIM/BI	28
2093/J/BI	58	2308/230/CO	70	2899/CO	21	21003/200/DIM/BI	49	21019/DIM/NE	28
2093/J/CO	27	2308/70/230/CO	70	2899/CO	58	21003/200/DIM/CU	49	21020/AZ	28
2093/J/CO	58	2308/J/230/CO	70	2899/NE	21	21003/200/DIM/NE	49	21020/BI	28
2093/J/NE	27	2309/AN	71	2899/NE	58	21003/300/DIM/AU	49	21020/GI	28
2093/J/NE	58	2309/AR	71	2900/J/BI	21	21003/300/DIM/BI	49	21020/NE	28
2093/NE	27	2309/BL	71	2900/J/CO	21	21003/300/DIM/CU	49	30080	77
2093/NE	58	2309/GI	71	2900/J/NE	21	21003/300/DIM/NE	49	30640	54
2096/DIM/2700/BI	25	2309/J/AN	71	2900/J/OT	21	21003/400/DIM/AU	49	30640.1	54
2096/DIM/2700/GI	25	2309/J/AR	71	2901/BI	22	21003/400/DIM/BI	49	30640.1/T	54
2096/DIM/2700/NE	25	2309/J/BL	71	2901/GI	22	21003/400/DIM/CU	49	30640/T	54
2096/DIM/BI	25	2309/J/GI	71	2901/J/BI	22	21003/400/DIM/NE	49	30642	54
2096/DIM/GI	25	2311/GR	72	2901/J/GI	22	21003/500/DIM/AU	49	30642.1	54
2096/DIM/NE	25	2312/BI	31	2901/J/RO	22	21003/500/DIM/BI	49	30642.1/T	54
2096/G/DIM/2700/BI	25	2312/GI	31	2901/J/VE	22	21003/500/DIM/CU	49	30642/T	54
2096/G/DIM/2700/GI	25	2312/NE	31	2901/RO	22	21003/500/DIM/NE	49	30647	54
2096/G/DIM/2700/NE	25	2314/BI	33	2901/VE	22	21004/10/NE	68	30650	54
2096/G/DIM/BI	25	2314/NE	33	2902/BI	22	21004/3/NE	68	30721/BI	54
2096/G/DIM/GI	25	2315/N/BI	73	5049	26	21004/5/NE	68	30728	54
2096/G/DIM/NE	25	2315/VE	73	5049	69	21004/BI	25	30728.1	54
2097/NE	56	2316/AR	33	5056	26	21004/DIM/CL/NE	68	30728.1/T	54
2098/DIM/L/1/GR	56	2316/NE	33	5056	68	21006/170/DIM/AU	49	30728/T	54
2099/L/1/CO	24	2316/VE	33	5056	69	21006/170/DIM/BI	49	30729	54
2131	29	2317	33	5278	26	21006/170/DIM/CU	49	30729.1	54
2131/AU	29	2319/AZ	33	5278	69	21006/170/DIM/NE	49	30729.1/T	54
2217/L/1/AU	29	2319/BI	33	5289.2	54	21006/250/DIM/AU	49	30729/T	54
2217/L/1/BI	29	2319/GI	33	5955/BI	64	21006/250/DIM/BI	49	30775	54
2217/L/1/NE	29	2319/NE	33	5955/NE	64	21006/250/DIM/CU	49	30811.1	59
2217/POL/P/BD/BT/L/1	29	2760/35/I	19	5956/BI	64	21006/250/DIM/NE	49	30811.1	62
2217/POL/P/BD/BT/L/1	70	2760/50/I	19	5956/NE	64	21010/DIM/AU	49	30812/NE	70
2217/POL/P/BD/L/1	29	2760/60/I	19	5957/BI	64	21010/DIM/BI	49	30836	59
2217/POL/P/BD/L/1	70	2764/22/BI	21	5957/NE	64	21010/DIM/CU	49	30837	69

code index

lamps - furnishing - architectural - outdoor

30857/AZ	26	40001/SL/3000/OV	46	40003/4000/OV	44	40007/OV	47	40015/CU	45
30857/BI	26	40001/SL/4000/AU	46	40003/SL/2700/AU	46	40008.1/BI	45	40015/NE	45
30857/GI	26	40001/SL/4000/BI	46	40003/SL/2700/BI	46	40008.1/BI	47	40015/OV	45
30857/RO	26	40001/SL/4000/BM	46	40003/SL/2700/BM	46	40008/AU	45	40017	44
30857/VE	26	40001/SL/4000/CU	46	40003/SL/2700/CU	46	40008/AU	47	40017	46
30858/AZ	69	40001/SL/4000/NE	46	40003/SL/2700/NE	46	40008/BI	45	40020/2700/BI	43
30858/BI	69	40001/SL/4000/OV	46	40003/SL/2700/OV	46	40008/BI	47	40020/4000/BI	43
30858/GI	69	40002/2700/AU	44	40003/SL/3000/AU	46	40008/BM	45	40020/BI	43
30858/RO	69	40002/2700/BI	44	40003/SL/3000/BI	46	40008/BM	47	40021/2700/BI	43
30858/VE	69	40002/2700/BM	44	40003/SL/3000/BM	46	40008/CU	45	40021/4000/BI	43
30859/BI	26	40002/2700/CU	44	40003/SL/3000/CU	46	40008/CU	47	40021/BI	43
30859/BI	69	40002/2700/NE	44	40003/SL/3000/NE	46	40008/NE	45	40022/2700/BI	43
30860/BI	26	40002/2700/OV	44	40003/SL/3000/OV	46	40008/NE	47	40022/4000/BI	43
30860/BI	69	40002/3000/AU	44	40003/SL/4000/AU	46	40008/OV	45	40022/BI	43
30861/BI	26	40002/3000/BI	44	40003/SL/4000/BI	46	40008/OV	47	40023.1/BI	43
30861/BI	69	40002/3000/BM	44	40003/SL/4000/BM	46	40010/AU	45	40023.1/DIM/BI	43
30862/BI	26	40002/3000/CU	44	40003/SL/4000/CU	46	40010/AU	47	40023/BI	43
30862/BI	69	40002/3000/NE	44	40003/SL/4000/NE	46	40010/BI	45	40023/DIM/BI	43
30863/AZ	26	40002/3000/OV	44	40003/SL/4000/OV	46	40010/BI	47	40024.1/BI	43
30863/BI	26	40002/4000/AU	44	40004.1/BI	45	40010/BM	45	40024.1/DIM/BI	43
30863/GI	26	40002/4000/BI	44	40004.1/BI	47	40010/BM	47	40024/BI	43
30863/RO	26	40002/4000/BM	44	40004/AU	45	40010/CU	45	40024/DIM/BI	43
30863/VE	26	40002/4000/CU	44	40004/AU	47	40010/CU	47	40025/BI	43
30864/BI	26	40002/4000/NE	44	40004/BI	45	40010/NE	45	40025/DIM/BI	43
30865/BI	26	40002/4000/OV	44	40004/BI	47	40010/NE	47	40026/BI	43
30867/BI	26	40002/SL/2700/AU	46	40004/BM	45	40010/OV	45	40027/BI	43
30869/NE	56	40002/SL/2700/BI	46	40004/BM	47	40010/OV	47	40028/BI	43
30901/BI	26	40002/SL/2700/BM	46	40004/CU	45	40011/AU	45	40030/NE	57
30902	54	40002/SL/2700/CU	46	40004/CU	47	40011/AU	47	40031/NE	57
30903/BI	26	40002/SL/2700/NE	46	40004/NE	45	40011/BI	45	40032/NE	57
30903/BI	69	40002/SL/2700/OV	46	40004/NE	47	40011/BI	47	40033/NE	57
40001/2700/AU	44	40002/SL/3000/AU	46	40004/OV	45	40011/BM	45	40034/NE	57
40001/2700/BI	44	40002/SL/3000/BI	46	40004/OV	47	40011/BM	45	40036/NE	57
40001/2700/BM	44	40002/SL/3000/BM	46	40005.1/BI	45	40011/CU	45	40037/NE	57
40001/2700/CU	44	40002/SL/3000/CU	46	40005.1/BI	47	40011/CU	47	40047/BI	43
40001/2700/NE	44	40002/SL/3000/NE	46	40005/AU	45	40011/NE	45	40048/BI	43
40001/2700/OV	44	40002/SL/3000/OV	46	40005/AU	47	40011/NE	47	40049/NE	57
40001/3000/AU	44	40002/SL/4000/AU	46	40005/BI	45	40011/OV	45	40052/NE	57
40001/3000/BI	44	40002/SL/4000/BI	46	40005/BI	47	40011/OV	47	40053/2700/BI	43
40001/3000/BM	44	40002/SL/4000/BM	46	40005/BM	45	40013/AU	45	40053/4000/BI	43
40001/3000/CU	44	40002/SL/4000/CU	46	40005/BM	47	40013/AU	47	40053/BI	43
40001/3000/NE	44	40002/SL/4000/NE	46	40005/CU	45	40013/BI	45	40054.1/NE	68
40001/3000/OV	44	40002/SL/4000/OV	46	40005/CU	47	40013/BI	47	40054.2/NE	68
40001/4000/AU	44	40003/2700/AU	44	40005/NE	45	40013/BM	45	40054/NE	68
40001/4000/BI	44	40003/2700/BI	44	40005/NE	47	40013/BM	47	40059/AN	74
40001/4000/BM	44	40003/2700/BM	44	40005/OV	45	40013/CU	45	40059/CO	74
40001/4000/CU	44	40003/2700/CU	44	40005/OV	47	40013/CU	47	40060/AN	74
40001/4000/NE	44	40003/2700/NE	44	40007.1/BI	45	40013/NE	45	40060/CO	74
40001/4000/OV	44	40003/2700/OV	44	40007.1/BI	47	40013/NE	47	40061/AN	74
40001/SL/2700/AU	46	40003/3000/AU	44	40007/AU	45	40013/OV	45	40061/CO	74
40001/SL/2700/BI	46	40003/3000/BI	44	40007/AU	47	40013/OV	47	40062/AN	74
40001/SL/2700/BM	46	40003/3000/BM	44	40007/BI	45	40014/AU	45	40062/CO	74
40001/SL/2700/CU	46	40003/3000/CU	44	40007/BI	47	40014/BI	45	40063/AN	74
40001/SL/2700/NE	46	40003/3000/NE	44	40007/BM	45	40014/BM	45	40063/CO	74
40001/SL/2700/OV	46	40003/3000/OV	44	40007/BM	47	40014/CU	45	40064/AN	74
40001/SL/3000/AU	46	40003/4000/AU	44	40007/CU	45	40014/NE	45	40064/CO	74
40001/SL/3000/BI	46	40003/4000/BI	44	40007/CU	47	40014/OV	45	40065	68
40001/SL/3000/BM	46	40003/4000/BM	44	40007/NE	45	40015/AU	45	40072	59
40001/SL/3000/CU	46	40003/4000/CU	44	40007/NE	47	40015/BI	45	40074.1/GR	52
40001/SL/3000/NE	46	40003/4000/NE	44	40007/OV	45	40015/BM	45	40074.2/GR	52

40074.3/GR	53	40114/BZ	59	40171/BI	27	40193/OV	48
40074/GR	51	40114/NE	57	40172.1/AR	68	40194/AU	48
40075	51	40114/NE	59	40172.1/BI	68	40194/BI	48
40075	52	40115/NE	60	40172.1/BL	68	40194/BM	48
40075	53	40116/NE	60	40172.1/GI	68	40194/CU	48
40076	51	40117/NE	60	40172/AR	27	40194/NE	48
40076	52	40118/NE	60	40172/BI	27	40194/OV	48
40077	51	40119	51	40172/BL	27	40195/AU	48
40077.1	52	40119	52	40172/GI	27	40195/BI	48
40078	51	40120	51	40173.1/AR	68	40195/BM	48
40078.1	52	40120	52	40173.1/BI	68	40195/CU	48
40079	51	40121	51	40173.1/BL	68	40195/NE	48
40079.1	52	40121	52	40173.1/GI	68	40195/OV	48
40080	51	40122	51	40173/AR	27	40828/L/1/BI	42
40080.1	52	40122	52	40173/BI	27	40829/L/1/BI	42
40081/NE	60	40123.1/BZ	59	40173/BL	27	40830/GR	42
40082/NE	60	40123.1/NE	59	40173/GI	27	40831/GR	42
40083/NE	60	40123/BZ	59	40174.1/AR	68	40834	42
40084/NE	60	40123/NE	59	40174.1/BI	68	40835/BI	42
40085/NE	60	40124/BI	43	40174.1/BL	68	40854/L/1/BI	42
40086.1/BI	65	40124/DIM/BI	43	40174.1/GI	68	BOX/37/BI	77
40086.1/NE	65	40128/AU	50	40174/AR	27	BOX/37/GR	77
40086/BI	65	40128/BI	50	40174/BI	27	BOX/37/NE	77
40086/NE	65	40128/CU	50	40174/BL	27	BOX/37/S/BI	77
40087/NE	61	40128/NE	50	40174/GI	27	BOX/37/S/GR	77
40088/AU	50	40129/NE	60	40175	69	BOX/37/S/NE	77
40088/BI	50	40130/NE	60	40181/AN	74		
40088/CU	50	40132/GR	52	40181/CO	74		
40088/NE	50	40132/GR	53	40182/AU	45		
40091/AU	50	40133/GI	51	40182/AU	47		
40091/BI	50	40133/GR	51	40182/BI	45		
40091/CU	50	40133/VE	51	40182/BI	47		
40091/NE	50	40134/GR	53	40182/BM	45		
40093/AU	50	40135/2700/BI	43	40182/BM	47		
40093/BI	50	40135/4000/BI	43	40182/CU	45		
40093/CU	50	40135/BI	43	40182/CU	47		
40093/NE	50	40137/NE	57	40182/NE	45		
40096	50	40147.1/BI	43	40182/NE	47		
40097/AU	50	40147.1/DIM/BI	43	40182/OV	45		
40097/BI	50	40147/BI	43	40182/OV	47		
40097/CU	50	40147/DIM/BI	43	40183/NE/BI	22		
40097/NE	50	40158.1/NE	57	40183/NE/RO	22		
40101/NE	60	40158/NE	57	40184	22		
40102/NE	60	40159	52	40185	22		
40105/GR	72	40160/NE	57	40186	22		
40106	72	40161/NE	60	40187	22		
40107	72	40162/NE	60	40189/AZ	28		
40108	72	40163/NE	60	40189/GR	28		
40109	72	40165	61	40192	71		
40110	72	40166	70	40193/3000/AU	48		
40111	72	40166	71	40193/3000/BI	48		
40112.1/BI	51	40167/NE	59	40193/3000/BM	48		
40112.1/VE	51	40168.1/GI	65	40193/3000/CU	48		
40112/BI	51	40168.1/NE	65	40193/3000/NE	48		
40112/BI	52	40168.2/GI	65	40193/3000/OV	48		
40112/BI	53	40168.2/NE	65	40193/AU	48		
40112/VE	51	40168/GI	65	40193/BI	48		
40112/VE	52	40168/NE	65	40193/BM	48		
40112/VE	53	40171.1/AN	68	40193/CU	48		
40114.1/NE	57	40171.1/BI	68	40193/NE	48		

LAMPS

pag. 11-34

table lamps

Serpente

design Elio Martinelli

Table lamp, diffused light with swivel arm. Diffuser in white opal methacrylate. Arm and base are in white or pearl gold lacquered metal.



code	dimension	Kg	colour	LED integrated/bulb	Unit price
599	Ø 45 H 45	8,5	white	1x12W E27 LED	890,00
599/AU	Ø 45 H 45	8,5	pearl gold	1x12W E27 LED	1.060,00

Pipistrello

design Gae Aulenti

Both table and floor lamp, diffused light, adjustable height with telescopic movement. Diffuser in white opal methacrylate. Lacquered metal base and knob in different colours and available in different finishings.

Led bulbs included.



INTEGRATED LED LIGHT SOURCE VERSION with electronic driver dimmable on the plug.



WITH BULB

620/MA	Ø 55 H 66-86	10	dark brown	4x5W E14 LED	1.560,00
620/BI	Ø 55 H 66-86	10	white	4x5W E14 LED	1.560,00
620/RO	Ø 55 H 66-86	10	purple red	4x5W E14 LED	1.640,00
620/NE	Ø 55 H 66-86	10	polished black	4x5W E14 LED	1.640,00
620/VE	Ø 55 H 66-86	10	agave green	4x5W E14 LED	1.590,00
620/TI	Ø 55 H 66-86	10	titane	4x5W E14 LED	2.540,00
620/OT	Ø 55 H 66-86	10	satin brass natural	4x5W E14 LED	2.320,00

WITH INTEGRATED LED SOURCE AND DIMMABLE

620/DIM/L/1/MA	Ø 55 H 66-86	10	dark brown	14W LED 1400lm 2700K	1.700,00
620/DIM/L/1/BI	Ø 55 H 66-86	10	white	14W LED 1400lm 2700K	1.700,00

Pipistrello 4.0

design Gae Aulenti

Both table and floor lamp, with diffused light, height-adjustable. Satin stainless steel telescope, opal white methacrylate diffuser. Lacquered metal base and knob in different colours - available in different finishings.

Integrated LED light source, integrated dimmable driver, bluetooth dimmer.



INTEGRATED LED SOURCE AND DIMMABLE **LIGHTYOU LIKE**

"TUNABLE WHITE" bluetooth

620/DIM/BD/L/1/BI	Ø 55 H 66-86	10	white	14W LED 2400lm 2500-6700K	1.920,00
620/DIM/BD/L/1/MA	Ø 55 H 66-86	10	dark brown	14W LED 2400lm 2500-6700K	1.920,00
620/DIM/BD/L/1/OT	Ø 55 H 66-86	10	satin brass	14W LED 2400lm 2500-6700K	2.610,00
620/DIM/BD/L/1/TI	Ø 55 H 66-86	10	titane	14W LED 2400lm 2500-6700K	2.730,00

dimmable tunable white LED 2500-6700K - bluetooth

the Bluetooth dimmer needs the App **CASAMBI** available on **iOS** or **Android** stores - Free -

driver on plug

Pipistrello Medio

design Gae Aulenti

Table lamp, diffused light, adjustable height with telescopic movement. Diffuser in white opal methacrylate. Lacquered metal base and knob in different colours and available in different finishings. **Dimmable with switch on the cable.**



INTEGRATED LED SOURCE AND DIMMABLE

620/MED/DIM/MA	Ø 40 H 50-62	5	dark brown	9W LED 850lm 2700K	1.260,00
620/MED/DIM/BI	Ø 40 H 50-62	5	white	9W LED 850lm 2700K	1.260,00
620/MED/DIM/VE	Ø 40 H 50-62	5	agave green	9W LED 850lm 2700K	1.290,00
620/MED/DIM/TI	Ø 40 H 50-62	5	titane	9W LED 850lm 2700K	1.750,00
620/MED/DIM/OT	Ø 40 H 50-62	5	satin brass natural	9W LED 850lm 2700K	1.630,00

driver on plug

Card box with light

design Emiliana Martinelli



CARDBOARD BOX WITH LIGHT

620/J/CS	30x30 H 58	1	cardboard	5,3W E27 LED 2700K	120,00
-----------------	------------	---	-----------	--------------------	---------------

table lamps










Minipipistrello

design Gae Aulenti

Table lamp, diffused light. Diffuser in white opal methacrylate. Lacquered metal base and knob in different colours and available in different finishings.

Integrated LED light source and electronic driver on the plug.








code	dimension	Kg	colour	LED integrated/bulb	Unit price
INTEGRATED LED SOURCE AND DIMMABLE 					
620/J/DIM/MA	Ø 27 H 35	2,5	dark brown	7W LED 700lm 2700K 	720,00
620/J/DIM/BI	Ø 27 H 35	2,5	white	7W LED 700lm 2700K 	720,00
620/J/DIM/CU	Ø 27 H 35	2,5	copper polish	7W LED 700lm 2700K 	1.110,00
620/J/DIM/RO	Ø 27 H 35	2,5	purple red	7W LED 700lm 2700K 	730,00
620/J/DIM/AU	Ø 27 H 35	2,5	golden	7W LED 700lm 2700K 	1.220,00
620/J/DIM/TI	Ø 27 H 35	2,5	titane	7W LED 700lm 2700K 	1.050,00
620/J/DIM/VE	Ø 27 H 35	2,5	agave green	7W LED 700lm 2700K 	730,00
620/J/DIM/OT	Ø 27 H 35	2,5	satin brass natural	7W LED 700lm 2700K 	1.030,00

Minipipistrello Cordless

design Gae Aulenti

Table lamp, diffused light, dimmable, cordless, with battery. Stainless steel structure, diffuser in white opal methacrylate, lacquered aluminium base and knob or available in other finishings. Cordless rechargeable system (battery and charger supplied) duration 6 hours. **Integrated LED light source. Touch dimmable.**






code	dimension	Kg	colour	LED integrated/bulb	Unit price
WITH INTEGRATED LED SOURCE, DIMMABLE AND BATTERY  					
620/J/DIM/T/CL/MA	Ø 27 H 35	2,5	dark brown	4,5W LED 350lm 2700K 	950,00
620/J/DIM/T/CL/BI	Ø 27 H 35	2,5	white	4,5W LED 350lm 2700K 	950,00
620/J/DIM/T/CL/VE	Ø 27 H 35	2,5	agave green	4,5W LED 350lm 2700K 	960,00
Driver on plug					

Cobra

design Elio Martinelli

Table lamp, direct light consisting of swivel base and reflector, entirely made in white, black or red colour resin.



629	Ø 40	8,5	white	1x12W E27 LED 	760,00
629/NE	Ø 40	8,5	polished black	1x12W E27 LED 	1.014,00
629/RO	Ø 40	8,5	lacquered red	1x12W E27 LED 	1.098,00

Elmetto

design Elio Martinelli

Table lamp indirect light, fully molded resin structure in different colors. The lamp consist of a section of cone base and an adjustable diffuser dome-shaped.



685/BI	Ø 22 H 28	1,5	white	1x5W E27 LED 	220,00
685/NE	Ø 22 H 28	1,5	black	1x5W E27 LED 	250,00
685/AR	Ø 22 H 28	1,5	orange	1x5W E27 LED 	250,00
685/GI	Ø 22 H 28	1,5	yellow	1x5W E27 LED 	250,00
685/VE	Ø 22 H 28	1,5	green	1x5W E27 LED 	250,00
685/BL	Ø 22 H 28	1,5	blue	1x5W E27 LED 	250,00
685/RO	Ø 22 H 28	1,5	red	1x5W E27 LED 	250,00
685/AU	Ø 22 H 28	1,5	pearl gold	1x5W E27 LED 	345,00

L'Amica

design Elio e Emiliana Martinelli

Swivel table lamp, direct/indirect light, aluminium reflector. **Integrated LED light source. Electronic driver on the plug. Double light intensity.**



736/L/VE	Ø 12 L 115	3,5	green pistache	9W LED 900lm 2700K 	380,00
736/L/GR	Ø 12 L 115	3,5	grey	9W LED 900lm 2700K 	380,00
736/L/NE	Ø 12 L 115	3,5	black	9W LED 900lm 2700K 	380,00

table lamps

Mico

design E. Martinelli - M. Sadler

Table lamp, diffused light, metal structure painted black, white opal methacrylate diffuser, inferior diffuser in white sanded methacrylate.



code	dimension	Kg	colour	LED integrated/bulb	€ IVA incl.
793/NE/BI	Ø 55 H 60	6	black/white	1X12W E27 LED	840,00

gloss black painted metal structure

TX1

design Marco Ghilarducci

Table lamp with reflected light, white aluminium structure.

Integrated LED light source, dimmable with remote Bluetooth device (apple or android app). APP Casambi



799/L/BD/BI	Ø 60 H 66	8,5	white	18W LED RGB	1.390,00
799/L/1/BD/BI	Ø 60 H 66	8,5	white	32W LED 2500-6700K TUNABLE WHITE	1.440,00

dimmable tunable white LED 2500-6700K - bluetooth
the Bluetooth dimmer needs the App CASAMBI available on iOS or Android stores - Free -



TX1

LUXURY EDITION

design Marco Ghilarducci

Table lamp with indirect light, adjustable reflector, grey painted aluminium body and brass details.

Integrated LED light source.



799/DIM/L/1/GR	Ø 60 H 66	8,5	grey	27,5W LED 3000lm 3000K	1.640,00
----------------	-----------	-----	------	------------------------	----------

dimmable via button on cable

TX1 Med

LUXURY EDITION

design Marco Ghilarducci

Table lamp with indirect light, adjustable reflector, body in grey or white painted aluminium, details in brass.

Integrated LED light source.



799/MED/DIM/L/1/BI	Ø 36 H 40	8,5	white	9W LED 1120lm 3000K	900,00
799/MED/DIM/L/1/GR	Ø 36 H 40	8,5	grey	9W LED 1120lm 3000K	1.080,00

dimmable via button on cable

Elica

design Brian Sironi

Swivel table lamp with direct light, aluminium structure painted in lacquered white, black or yellow colour. Switch ON/OFF by the rotation of the arm. **Integrated LED light source. Electronic driver on the plug.**



807/J/BI	L 60 H 38	4,5	white	9W LED 720lm 3000K	580,00
807/J/NE	L 60 H 38	4,5	polished black	9W LED 720lm 3000K	660,00
807/J/GI	L 60 H 38	4,5	yellow	9W LED 720lm 3000K	660,00



- Good Design Award 2010
- Germain Design Preis Nominee 2011
2011 - Honourable Mention I.D. Annual Design Review 2010

table lamps


































		code	dimension	Kg	colour	LED integrated/bulb	Unit price
<p>Colibri design Emiliana Martinelli</p> <p>Table lamp, direct light, swiveling and rotating head with Integrated LED light source. Electronic driver on the plug.</p> <p>CE  IP20</p>  		811/T/H/NE	Ø 2,5 L50 H40	2,5	anodized black	10W LED 800lm 3000K  with touch control	380,00
<p>Segnalibro design Orlandini Design</p> <p>Reading, table lamp, indirect light, white lacquered metal, the lamp becomes based book. Integrated LED light source. Electronic driver on the plug.</p> <p>CE  IP20</p> 		817/BI	L 18 X 20 H 25	1,1	white	6W LED 600lm 3000K 	260,00
<p>Pulce design Emiliana Martinelli</p> <p>Table lamp with diffused light, white opal diffuser with a brush stroke in the blue, yellow or white colour and lacquered aluminium base in blue, yellow, white or brass color.</p> <p>CE  IP20</p> 		<p>820/BI Ø 16,5 H 23,5 1,3 white/white 1x5W E27 LED </p> <p>820/BL Ø 16,5 H 23,5 1,3 blue/blue 1x5W E27 LED </p> <p>820/GI Ø 16,5 H 23,5 1,3 yellow/yellow 1x5W E27 LED </p> <p>820/OT Ø 16,5 H 23,5 1,3 laiton/white 1x5W E27 LED </p>					
<p>Fluida design Studio Natural</p> <p>Table lamp, direct or indirect light formed by a flexible strip with LED connected to the two resin bases. Thanks to the magnets, the two bases joint each other in multiple positions modifying the direction of the strip led creating every time different light performances. Integrated LED light source. Electronic driver on the plug.</p> <p>CE  IP20</p>    		823/BI	3,5 X 7 L 107 H 48	1	white	4W LED 400lm 3000K 	350,00
<p>Hoop design Adolini + Simonini Ass.</p> <p>Table lamp, direct/diffused light. White, black resin structure and white opal satin methacrylate diffuser. Integrated LED light source. Electronic driver on the plug. Touch on-off button on the reflector.</p> <p>CE  IP20</p>  		<p>824/BI Ø 21 H 21 1,6 white 7W LED 650lm 3000K </p> <p>824/NE Ø 21 H 21 1,6 black 7W LED 650lm 3000K </p>					
<p>Civetta design Emiliana Martinelli</p> <p>Table lamp, indirect light, aluminium structure painted in lacquered white colour, upper satin methacrylate finish diffuser.</p> <p>CE  IP20</p> 		<p>804/BI/BI Ø 16 H 20 1 white/white 1x5,3W E27 LED </p> <p>804/BI/AR Ø 16 H 20 1 white/orange 1x5,3W E27 LED </p>					




table lamps

	code	dimension	Kg	colour	LED integrated/bulb	Unit price
Cyborg design Karim Rashid Table lamp, indirect/diffused light. Structure in cast aluminium, lacquered in different colors. White opal polycarbonate diffuser. Integrated LED light source. Plug-in electronic driver. ON/OFF touch sensor.	825/AL	Ø 20 H 31	1	aluminium	1X4,5W LED 450lm 3000K 	330,00
	825/BI	Ø 20 H 31	1	white	1X4,5W LED 450lm 3000K 	370,00
	825/VE	Ø 20 H 31	1	light green	1X4,5W LED 450lm 3000K 	370,00
	825/GR	Ø 20 H 31	1	light grey	1X4,5W LED 450lm 3000K 	370,00
	825/AZ	Ø 20 H 31	1	light blue	1X4,5W LED 450lm 3000K 	370,00
	825/FC	Ø 20 H 31	1	fuchsia	1X4,5W LED 450lm 3000K 	370,00



Delux design Studio Natural Table lamp, diffused light. Golden sand, pearl copper or polished black lacquered aluminium structure. Blown opal white glass diffuser. For LED bulb.	828/NE	Ø 33 H 43	6	polished black	1x10W E27 LED 	590,00
	828/CH	Ø 33 H 43	6	golden sand	1x10W E27 LED 	610,00
	828/CP	Ø 33 H 43	6	pearl copper	1x10W E27 LED 	610,00



Delux Junior design Studio Natural Table lamp with diffused light. Golden sand, pearl copper or polished black lacquered aluminium structure. Blown opal white glass diffuser. For LED bulb.	828/J/NE	Ø 16 H 22	1,5	polished black	1x5W E14 LED 	300,00
	828/J/CH	Ø 16 H 22	1,5	golden sand	1x5W E14 LED 	310,00
	828/J/CP	Ø 16 H 22	1,5	pearl copper	1x5W E14 LED 	310,00







Delux marble design Studio Natural Table lamp with diffused light. Structure in black Marquinia or white Carrara marble. Blown opal white glass diffuser. For LED bulb.	828/MAR/MR	Ø 33 H 43	11	black marquinia	1x10W E27 LED 	1.640,00
	828/MAR/CA	Ø 33 H 43	11	white carrara	1x10W E27 LED 	1.530,00
	828/J/MAR/MR	Ø16 H 22	2,5	black marquinia	1X5W E14 LED 	500,00
	828/J/MAR/CA	Ø16 H 22	2,5	white carrara	1X5W E14 LED 	480,00



table lamps

Cabriolette

design Studio Natural

Table lamp providing direct/adjustable light. Aluminium die-cast structure painted in white, black, yellow or light blue. White opal methacrylate diffuser.

Integrated LED light source.
Dimmable with button on cable.
Driver on the plug.



code	dimension	Kg	colour	LED integrated/bulb	Unit price
832/BI	Ø15,5 H 28	1,6	white	7,5W LED 1119lm 2700K	315,00
832/NE	Ø15,5 H 28	1,6	black	7,5W LED 1119lm 2700K	315,00
832/GI	Ø15,5 H 28	1,6	yellow	7,5W LED 1119lm 2700K	315,00
832/AZ	Ø15,5 H 28	1,6	light blue	7,5W LED 1119lm 2700K	315,00



Metrica

design Studio Habits

Direct light table lamp that switches on and off when the LED light source is removed or repositioned inside the lamp body. Extruded aluminium frame painted in white or black, base in white.

Driver on plug.



833/BI	Ø12 H 29-49	1,6	white	8W LED 340lm 3000K	590,00
833/NE	Ø12 H 29-49	1,6	black	8W LED 340lm 3000K	590,00



wall/ceiling lamps

	code	dimension	Kg	colour	LED integrated/bulb	LED	Unit price
Gomito design Elio Martinelli Wall lamp, direct light, lacquered resin structure.	1196/BI	Ø12,5 H 20 →12	0,5	white	1x10W E27 LED		110,00
Tube design Elio Martinelli Wall lamp, direct/indirect light, lacquered metal reflector, resin wall support.	1221/BI	Ø 10 H 10 →15	0,5	white	1x7W E27 LED		105,00
	1261/BI	Ø 14 H 14 → 20	1	white	1x10W E27 LED		115,00
Tube/V design Elio Martinelli Wall lamp, diffused light, resin wall support, satin glass diffuser.	1221/V/BI	Ø 10 H 10 → 15	0,5	white	1x7W E27 LED		140,00
	1261/V/BI	Ø 14 H 14 → 20	1	white	1x10W E27 LED		160,00
Le Rondini design Elio Martinelli Wall lamp, indirect light, metal structure.	1249/3/L/1	L 162 → 28	3,5	white/black	3x5W 12V GY6,35		430,00
Lucciola design Emiliana Martinelli Wall lamp, indirect light, yellow or white lacquered aluminium structure. White opal methacrylate diffuser.	1431/230/BI	20 x 25 → 8	0,6	white	17W LED 1700lm 3000K		330,00
	1431/230/GI	20 x 25 → 8	0,6	yellow	17W LED 1700lm 3000K		330,00
LED+O design Studio Natural Wall lamp, indirect light. Structure of cast aluminium lacquered in white or pearl gold color, integrated LED light source.	1434/2700/BI	Ø 27 → 18	1,2	white	21,6W LED 2900lm 2700K		250,00
	1434/DIM/2700/BI	Ø 27 → 18	1,2	white	18,6W LED 2900lm 2700K dimmable 1-10V		280,00
	1434/DIM/T/2700/BI	Ø 27 → 18	1,2	white	18,6W LED 2900lm 2700K dimmable Triac		280,00



wall/ceiling lamps

Lunenera

design Marc Sadler

Wall/ceiling lamp with indirect light. White lacquered aluminium structure.

Integrated LED light source and electronic driver into the body lamp.



code	dimension	Kg	colour	LED integrated/bulb	Unit price
1437/BI	Ø 40 H 10	1,6	white	15W LED 1860lm 3000K	480,00




Mosca

design Emiliana Martinelli

Swivel wall lamp with indirect/adjustable light. A luminous sign that rotates around the tubular body in aluminum painted in black or yellow colour.

Integrated electronic driver in the lamp body.



1445/NE	Ø 4,5 → 20 base Ø 6,5	0,8	black	3W 500lm 3000K	240,00
---------	--------------------------	-----	-------	----------------	--------



Set

design Emiliana Martinelli

Direct/indirect light, aluminium coated structure with opal polycarbonate diffuser.

Integrated LED light source. Complete of electronic driver.

Available in three dimensions.



1341/L/1/BI	→ 8,5 L 17,5x8,5	1,5	white	18W LED 2600lm 3000K	230,00
1341/L/1/NE	→ 8,5 L 17,5x8,5	1,5	black	18W LED 2600lm 3000K	230,00
1341/L/1/AU	→ 8,5 L 17,5x8,5	1,5	pearl gold	18W LED 2600lm 3000K	270,00
1341/L/1/CU	→ 8,5 L 17,5x8,5	1,5	copper	18W LED 2600lm 3000K	270,00
1342/L/1/BI	→ 8,5 L 35,5x8,5	2	white	24W LED 3770lm 3000K	320,00
1342/L/1/NE	→ 8,5 L 35,5x8,5	2	black	24W LED 3770lm 3000K	320,00
1342/L/1/AU	→ 8,5 L 35,5x8,5	2	pearl gold	24W LED 3770lm 3000K	355,00
1342/L/1/CU	→ 8,5 L 35,5x8,5	2	copper	24W LED 3770lm 3000K	355,00
1343/L/1/BI	→ 8,5 L 70x8,5	3,5	white	48W LED 7540lm 3000K	470,00
1343/L/1/NE	→ 8,5 L 70x8,5	3,5	black	48W LED 7540lm 3000K	470,00
1343/L/1/AU	→ 8,5 L 70x8,5	3,5	pearl gold	48W LED 7540lm 3000K	500,00
1343/L/1/CU	→ 8,5 L 70x8,5	3,5	copper	48W LED 7540lm 3000K	500,00



Bolla

design Elio Martinelli

Ceiling lamp, diffused light, lacquered metal structure, white opal methacrylate diffuser.

For LED bulbs.

Available in three dimensions.



2760/60/I	60 x 60 H 22	6	white	1x15,5W E27 LED 3000K	260,00
2760/50/I	50 x 50 H 20	5	white	1x15,5W E27 LED 3000K	230,00
2760/35/I	35 x 35 H 15	2,5	white	1x15,5W E27 LED 3000K	180,00



wall/ceiling lamps

Semisfera

design Elio Martinelli

Ceiling lamp, diffused light, lacquered metal base, white opal methacrylate diffuser.

For LED bulbs.

Available in two dimensions.



code	dimension	Kg	colour	LED integrated/bulb	Unit price
2771/52/I	Ø 52 H 21	3	white	1x15,5W E27 LED 3000K	240,00
2771/42/I	Ø 42 H 15	1,5	white	1x15,5W E27 LED 3000K	210,00



Pouff

design Emiliana Martinelli

Ceiling lamp, diffused light, lacquered aluminium base, white opal methacrylate diffuser. **Integrated LED light source. Complete of electronic driver.**

Available in two dimensions.



2868/L/1/BI	Ø 46 H 16	4	white	18W LED 2200lm 3000K	300,00
2868/J/L/1/BI	Ø 32 H 12	2	white	15W LED 1700lm 3000K	230,00



Pin

design Michel Boucquillon

Wall or ceiling lamp, diffused light, structure in white polyethylene. Lacquered aluminium base in white colour.



2880/30	Ø 38 → 30	2,5	white	1X15W E27 LED	260,00
---------	-----------	-----	-------	---------------	--------




Corona

design Emiliana Martinelli

Wall/ceiling lamp, diffused light, white opal methacrylate structure, central detail in iridescent methacrylate.

Integrated LED light source. Electronic driver included.



2834/M/L/1	Ø 42 H 10	4,5	white	26W LED 3200lm 3000K	380,00
2834/M/J/L/1	Ø 28 H 10	2,5	white	15W LED 1500lm 3000K	300,00



Maggiolone

design Emiliana Martinelli

A diffused light lamp for LED light source. Aluminum structure painted white, black or yellow. White opal methacrylate diffuser.

Dimmable integrated electronic driver in the body lamp.

Also available in the suspension version, in two dimensions.



2891/DIM/BI	Ø 60 H 14,7	3,8	white	26W LED 3200lm 3000K	670,00
2891/DIM/NE	Ø 60 H 14,7	3,8	black	26W LED 3200lm 3000K	740,00
2891/DIM/GI	Ø 60 H 14,7	3,8	yellow	26W LED 3200lm 3000K	740,00
2891/DIM/2700/BI	Ø 60 H 14,7	3,8	white	26W LED 3200lm 2700K	670,00
2891/DIM/2700/NE	Ø 60 H 14,7	3,8	black	26W LED 3200lm 2700K	740,00
2891/DIM/2700/GI	Ø 60 H 14,7	3,8	yellow	26W LED 3200lm 2700K	740,00



Triac dimmer available on request



wall/ceiling lamps

Kokouno

design Studio PLS
& Lorenzo Perini

Direct light ceiling lamp. Tubular aluminium structure painted in different finishes.

Wide or narrow optics on request



KOKO 25

code	dimension	Kg	colour	LED integrated/bulb	Unit price
2899/BI	Ø 5,5 H 25	0,7	white	12W LED medium 1230lm 3000K	200,00
2899/NE	Ø 5,5 H 25	0,7	black	12W LED medium 1230lm 3000K	200,00
2899/AU	Ø 5,5 H 25	0,7	pearl gold	12W LED medium 1230lm 3000K	205,00
2899/CO	Ø 5,5 H 25	0,7	corten	12W LED medium 1230lm 3000K	205,00

Kokouno

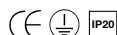
design Studio PLS
& Lorenzo Perini

Wall lamp with direct/indirect light. Structure in polished or painted tubular aluminium in different finishes.

Integrated LED light source, electronic driver integrated in the body lamp.

Available in two dimensions.

Wide or narrow optics on request



KOKO 50 direct/indirect light

1454/BI	Ø 5,5 H 50	0,7	white	24W LED medium 2460lm 3000K	290,00
1454/NE	Ø 5,5 H 50	0,7	black	24W LED medium 2460lm 3000K	290,00
1454/AU	Ø 5,5 H 50	0,7	pearl gold	24W LED medium 2460lm 3000K	310,00
1454/CO	Ø 5,5 H 50	0,7	corten	24W LED medium 2460lm 3000K	310,00

KOKO 25 direct light

1454/J/BI	Ø 5,5 H 25	0,7	white	12W LED medium 1230lm 3000K	260,00
1454/J/NE	Ø 5,5 H 25	0,7	black	12W LED medium 1230lm 3000K	260,00
1454/J/AU	Ø 5,5 H 25	0,7	pearl gold	12W LED medium 1230lm 3000K	270,00
1454/J/CO	Ø 5,5 H 25	0,7	corten	12W LED medium 1230lm 3000K	270,00

Delux

design Studio Natural e
Emiliana Martinelli

Ceiling lamp with diffused light. Aluminium structure painted in white, black brass or corten.

Opal white blown glass diffuser.

Integrated LED light source.



2900/J/BI	Ø 16 H 13	0,8	white	10W LED 1000lm 3000K	205,00
2900/J/NE	Ø 16 H 13	0,8	black	10W LED 1000lm 3000K	205,00
2900/J/OT	Ø 16 H 13	0,8	laiton	10W LED 1000lm 3000K	247,00
2900/J/CO	Ø 16 H 13	0,8	corten	10W LED 1000lm 3000K	260,00

Globo

design Elio Martinelli

Ceiling lamp providing diffused light. Metal support painted in white. Sandblasted glass diffuser.

For Led bulb.



2764/22/BI	Ø 22 H 18	2	white	15W E27 LED	360,00
2764/32/BI	Ø 32 H 25	3,5	white	15W E27 LED	410,00

Toggle

design Neil Poulton

Adjustable wall lamp with direct light. Die-cast aluminium structure painted in embossed matt white, embossed matt dark gray or anthracite finishes, with glossy black switch.

Polycarbonate diffuser.
Integrated LED light source, electronic driver integrated in the body lamp.



1455/BI	17x9,6x14,8	0,7	white	4,5W LED 700lm 2700K	245,00
1455/AN	17x9,6x14,8	0,7	anthracite	4,5W LED 700lm 2700K	275,00
1455/GR	17x9,6x14,8	0,7	grey	4,5W LED 700lm 2700K	275,00


wall/ceiling lamps

Cabriolette

design Studio Natural

Direct light wall lamp with adjustable reflector. Die-cast aluminium structure painted in white or black. White opal polycarbonate diffuser.

Integrated LED light source and driver.



code	dimension	Kg	colour	LED integrated/bulb	Unit price
1442/BI	Ø15,5 → 15,5	1	white	14W LED 2200lm 2700K	249,00
1442/NE	Ø15,5 → 15,5	1	black	14W LED 2200lm 2700K	249,00



Metrica

design Studio Habits

Direct light wall lamp that switches on and off when the LED light source is removed or repositioned inside the lamp body.

The circular base rotates 360°, directing the light according to personal needs. Extruded aluminium frame painted in white, base in white.




1459/BI	Ø8 → 15,5-25	1	white	4W LED 170lm 3000K	450,00
---------	--------------	---	-------	--------------------	--------



Papavero

design Emiliana Martinelli

Ceiling/wall lamp providing diffused light. Structure in aluminium painted in white, yellow, red poppy or green mint. Inner diffuser in white opal methacrylate. **Integrated LED light source and driver.** Available in two dimensions.



2901/BI	Ø50 H 12		white	38W LED 5000lm 2700K	740,00
2901/GI	Ø50 H 12		yellow	38W LED 5000lm 2700K	740,00
2901/RO	Ø50 H 12		poppy red	38W LED 5000lm 2700K	740,00
2901/VE	Ø50 H 12		mint green	38W LED 5000lm 2700K	740,00
2901/J/BI	Ø30 H 10		white	15W LED 2130lm 2700K	450,00
2901/J/GI	Ø30 H 10		yellow	15W LED 2130lm 2700K	450,00
2901/J/RO	Ø30 H 10		poppy red	15W LED 2130lm 2700K	450,00
2901/J/VE	Ø30 H 10		mint green	15W LED 2130lm 2700K	450,00



Cordon

design Serge & Robert Cornelissen

Modular direct light ceiling lamp with several cylindrical elements complete with LED light source and driver. Aluminium lamp body painted in black, internal finish in white or red. Cable in black colour in two lengths and on request according to the composition.



LAMP BODY					
40183/NE/RO	Ø8 H 22		black/red	8,4W LED 1000lm 2700K	345,00
40183/NE/BI	Ø8 H 22		black/white	8,4W LED 1000lm 2700K	345,00
CABLE					
40184 Kit cavo 3m			black		11,00
40185 Kit cavo 5m			black		18,00
40186 Kit cavo 5m con spina			black		30,00
CEILING ROSE					
40187			black		13,00



Ostrica

design Emiliana Martinelli

Geometric and minimal ceiling lamp providing diffused light. Satin-finish white opal glass diffuser.

Base in white painted aluminium.

Integrated LED light source, driver integrated in the base.



2902/BI	Ø50 H 24		white	27W LED 3400lm 2700K	780,00
---------	----------	--	-------	----------------------	--------



suspension lamps

Poliedro

design Elio Martinelli

Suspension lamp, diffused light, support in chromed metal, diffuser in transparent methacrylate.

Suspension cable 3,5 m



code	dimension	Kg	colour	LED integrated/bulb	Unit price
1722/TR	Ø 50	3,5	transparent	1x16W E27 R95 LED	820,00



Blow

design Elio Martinelli

Suspension lamp, diffused light, white opal methacrylate diffuser. White lacquered metal support.

Suspension cable 3,5 m



1858	Ø 85 H 42,5	8	white	1x15W E27 LED	490,00
------	-------------	---	-------	---------------	--------



Cono

design Elio Martinelli

Suspension lamp, direct light, lacquered aluminium structure.

Suspension cable 3,5 m

Available in two dimensions.



1861/BI	Ø 45 H 26	3	white	1x15W E27 LED	220,00
1861/NE	Ø 45 H 26	3	black	1x15W E27 LED	220,00
1861/BL	Ø 45 H 26	3	blue	1x15W E27 LED	280,00
1861/RO	Ø 45 H 26	3	red	1x15W E27 LED	280,00
1861/J/BI	Ø 30 H 20	2	white	1x10W E27 LED	190,00
1861/J/NE	Ø 30 H 20	2	black	1x10W E27 LED	190,00
1861/J/BL	Ø 30 H 20	2	blue	1x10W E27 LED	230,00
1861/J/RO	Ø 30 H 20	2	red	1x10W E27 LED	230,00



Cupolone

design Elio Martinelli

Suspension lamp, indirect light, white or gold painted aluminium structure.

Suspension cable 3,5 m



1889	Ø 60 H 22	4,5	white	1x15W E27 LED	500,00
1889/AU	Ø 60 H 22	4,5	golden	1x15W E27 LED	640,00



Nuvole vagabonde

design Elio Martinelli - Emiliana Martinelli

Suspension lamp, diffused light, metal support, white opal polycarbonate diffuser.

Suspension cable 3,5 m



2011J	Ø 40 H 40	3,5	white	1x15W E27 LED	530,00
-------	-----------	-----	-------	---------------	--------

available also in Ø80 and Ø110



suspension lamps

Bubbles

design Elio e Emiliana Martinelli

Suspension lamp diffused light. Satin-finish methacrylate diffuser in orange, yellow, blue colours or in opal white. Chromed metal support.

For LED bulb.

Available in two dimensions.

Suspension cable 3,5 m



code	dimension	Kg	colour	LED integrated/bulb	Unit price
2033/55/C/BI	Ø 55	3	white	1x15W E27 LED	240,00
2033/45/C/BI	Ø 45	2,5	white	1x15W E27 LED	205,00
2033/45/C/BL	Ø 45	2,5	satin blue	1x15W E27 LED	220,00
2033/45/C/GI	Ø 45	2,5	satin yellow	1x15W E27 LED	220,00
2033/45/C/AR	Ø 45	2,5	satin orange	1x15W E27 LED	220,00

Babele

design Marc Sadler

Suspension lamp with direct light, in aluminium painted micaceous colour, golden inside. Suspended with steel cables.

Suspension cable 3,5 m

Available in three dimensions.



2040/SD	Ø 92 H 53	10	micaceous	3x15W E27 LED	1.660,00
2040/65/SD	Ø 65 H 37	6	micaceous	1x15W E27 LED	1.230,00
2040/J	Ø 45 H 26	2,5	micaceous	1x15W E27 LED	500,00

Modena

design Area-17

Swivel suspension lamp, diffused light. Aluminium structure painted in corten colour with knobs in red.

Integrated LED light source and dimmable driver inside the body lamp.

Suspension cable 3,5 m



2099/L/1/CO	Ø 41 H 16	3,2	corten/red	13W LED 1600lm 3000K	640,00
-------------	-----------	-----	------------	----------------------	--------


Plissé

design Emiliana Martinelli

Suspension lamp, diffused light with transparent methacrylate diffuser and laser drawn lines effect which are lighted by **LED light source** inside the lacquered aluminium circular support to determinate the shape.

Integrated electronic driver into the ceiling box.

Suspension cable 3,5 m



21002/AN	Ø 45 H 33	2,1	anthracite	11,5W LED 1150lm 3000K	580,00
----------	-----------	-----	------------	------------------------	--------

suspension lamps

Maggiolone

design Emiliana Martinelli

Suspension lamp, diffused light, aluminium structure lacquered in white, black or yellow color. White opal methacrylate diffuser.

Integrated LED light source. Electronic dimmable Push/Dali driver inside the ceiling rose.

Available in two dimensions. Available on request even with triac driver.

Suspension cable 3,5 m



code	dimension	Kg	colour	LED integrated/bulb	Unit price
2096/DIM/2700/BI	Ø 60 H 12	3,5	white	26W LED 3200lm 2700K dimmmable Push/Dali	710,00
2096/DIM/2700/NE	Ø 60 H 12	3,5	black	26W LED 3200lm 2700K dimmmable Push/Dali	770,00
2096/DIM/2700/GI	Ø 60 H 12	3,5	yellow	26W LED 3200lm 2700K dimmmable Push/Dali	770,00
2096/DIM/BI	Ø 60 H 12	3,5	white	26W LED 3200lm 3000K dimmmable Push/Dali	710,00
2096/DIM/NE	Ø 60 H 12	3,5	black	26W LED 3200lm 3000K dimmmable Push/Dali	770,00
2096/DIM/GI	Ø 60 H 12	3,5	yellow	26W LED 3200lm 3000K dimmmable Push/Dali	770,00
2096/G/DIM/2700/BI	Ø 85 H 17	7	white	32W LED 4900lm 2700K dimmmable Push/Dali	1.160,00
2096/G/DIM/2700/NE	Ø 85 H 17	7	black	32W LED 4900lm 2700K dimmmable Push/Dali	1.270,00
2096/G/DIM/2700/GI	Ø 85 H 17	7	yellow	32W LED 4900lm 2700K dimmmable Push/Dali	1.270,00
2096/G/DIM/BI	Ø 85 H 17	7	white	32W LED 4900lm 3000K dimmmable Push/Dali	1.160,00
2096/G/DIM/NE	Ø 85 H 17	7	black	32W LED 4900lm 3000K dimmmable Push/Dali	1.270,00
2096/G/DIM/GI	Ø 85 H 17	7	yellow	32W LED 4900lm 3000K dimmmable Push/Dali	1.270,00



Coassiale

design Vittorio Venezia

Direct/indirect light emitted by the LED light sources contained inside the two cylindrical aluminium supports placed at the ends of the two power cables. One is for the ceiling connection, the other one is used as counter-weight. The light reflects on a disk made of white opal methacrylate which distances itself and slides along two cables, in order to create several light effects. **Electronic driver inserted into the lower cylindrical support with cable and plug.**



2885/S/NE	Ø 35 H 250	2,5	black	2x12W LED 2460lm 3000K	670,00
-----------	------------	-----	-------	------------------------	--------


cable length from the ceiling 2,50 m



Sujú

design Michael Geldmacher

Suspension/ceiling lamp, direct/indirect diffused light, adjustable height thanks to the rotation of the body lamp, stretched on the wiring cable. **Integrated LED light source and electronic driver inserted into the lower cylindrical support with cable and plug.**



21004/BI	Ø 4 L 30	2	white	8W LED 720lm 3000K	490,00
----------	----------	---	-------	--------------------	--------

cable length from the ceiling 2,70 m



suspension lamps

Ciulifruì

design Alfonso Femia & E. Martinelli

Suspension lamps, diffused light for indoor. Different shapes and dimensions, rotational moulding. 5 polyethylene diffusers in white of different sizes. Polyethylene supports in 5 colours: white, yellow, green, blue and red.

For LED bulb.

Power cable 5 m



code	dimension	Kg	colour	LED integrated/bulb	Unit price
POLYETHYLENE DIFFUSER					
30859/BI diffuser 1	Ø 16 H 16	1,5	white		90,00
30860/BI diffuser 2	Ø 23 H 19	1,5	white		90,00
30861/BI diffuser 3	Ø 15 H 29	1,5	white		90,00
30862/BI diffuser 4	Ø 29 H 12,5	1,5	white		90,00
30903/BI diffuser 5	Ø 50 H 40	2	white		160,00

Single version (A) to be composed with:

support for indoor with white cable 30857 + diffuser (not included) codes from 30859 to 30862

30857/BI support	1	white	} for diffusers n. 1-2-3	1x10W E27 LED Ø max 55 mm		110,00
30857/AZ support	1	light blue		1x5,3W E27 LED		110,00
30857/GI support	1	yellow		Ø max 55 mm		110,00
30857/RO support	1	red	} for diffuser n. 4	1x14W E27 LED		110,00
30857/VE support	1	green		Ø max 55 mm		110,00

Cluster version (B) to be composed with:

support for indoor with white cable 30863 to be connected to the rose prepared for fixing 5 or 3 supports + diffuser (not included) codes from 30859 to 30862

30863/BI support	1	white	} for diffusers n. 1-2-3	1x10W E27 LED Ø max 55 mm		90,00
30863/AZ support	1	light blue		1x5,3W E27 LED		90,00
30863/GI support	1	yellow		Ø max 55 mm		90,00
30863/RO support	1	red	} for diffuser n. 4	1x14W E27 LED		90,00
30863/VE support	1	green		Ø max 55 mm		90,00

BULBS

5056				5,3W E27 LED	5,00
5049				10W E27 LED	7,00
5278				14W E27 LED	20,00

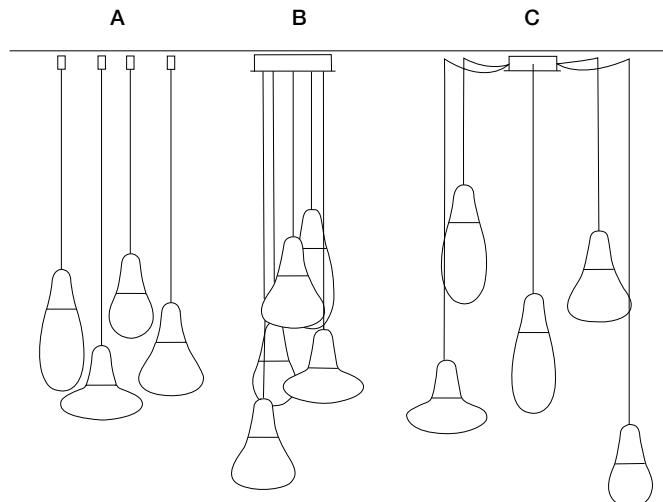
30901/BI ceiling rose	Ø 40 H 4	0,5	white	for 3 supports (code 30863 + diffusers)	150,00
30867/BI ceiling rose	Ø 40 H 4	0,5	white	for 5 supports (code 30863 + diffusers)	150,00

Spider version (C) to be composed with:

ceiling rose for the composition of 3 or 5 supports 30863 + diffuser codes from 30859 to 30862 and 30903

30864/BI ceiling rose	Ø 20 H 4	0,3	white	for 3 supports (code 30863 + diffusers)	110,00
30865/BI ceiling rose	Ø 20 H 4	0,3	white	for 5 supports (code 30863 + diffusers)	110,00

spacers included



the outdoor version is available at page 69

suspension lamps

€

	code	dimension	Kg	colour	LED integrated/bulb	Unit price
Colibri design Emiliana Martinelli Suspension lamp with direct light, structure in aluminium painted in black, white or yellow. Integrated LED light source. Driver in the ceiling rose. Suspension cable 3,5 m	21015/NE	Ø 6 H 26	0,5	black	6,5W LED 630lm 3000K	230,00
	21015/BI NEWS	Ø 6 H 26	0,5	white	6,5W LED 630lm 3000K	230,00
	21015/GI NEWS	Ø 6 H 26	0,5	yellow	6,5W LED 630lm 3000K	250,00



Lady Galala

design Peluffo&Partners

Modular diffused light pendant lamp consisting of 3 different satin-finish methacrylate diffusers in 4 colours and an internal support prepared for a LED bulb. Combining the three differently shaped diffusers gives various configurations (see examples).

The combination of the diffusers in different colours customises the lamp.

A monochromatic combination is also possible.

Also available in an outdoor version with a frosted glass inner screen.


Suspension cable 3,5 m



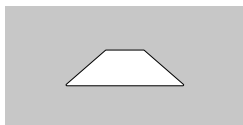
LAMP BODY

40171/BI	Ø 12 H 8,7	0,3	white	23W E27 LED	140,00
----------	------------	-----	-------	-------------	--------

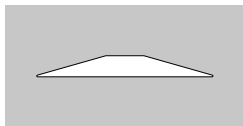
METHACRYLATE DIFFUSERS



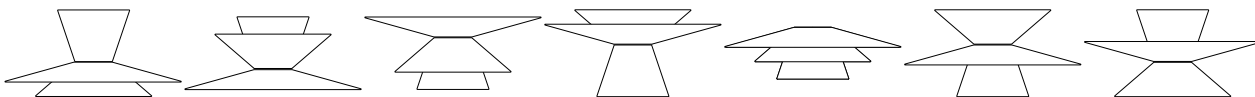
40172/BI	Ø 25 H 18	0,3	white	67,00
40172/GI	Ø 25 H 18	0,3	yellow	67,00
40172/AR	Ø 25 H 18	0,3	orange	67,00
40172/BL	Ø 25 H 18	0,3	blue	67,00



40173/BI	Ø 40 H 12	0,4	white	85,00
40173/GI	Ø 40 H 12	0,4	yellow	85,00
40173/AR	Ø 40 H 12	0,4	orange	85,00
40173/BL	Ø 40 H 12	0,4	blue	85,00



40174/BI	Ø 60 H 7	1	white	130,00
40174/GI	Ø 60 H 7	1	yellow	130,00
40174/AR	Ø 60 H 7	1	orange	130,00
40174/BL	Ø 60 H 7	1	blue	130,00




Kokouno

design studio PLS & Lorenzo Perini

Suspension lamp with direct light. Painted aluminium tubular structure available in different finishes, with cable and small box for ceiling mounting. In two lengths and two diameters. Integrated electronic driver in the ceiling rose.

Suspension cable 3,5 m

Wide or narrow optics on request.



2093/BI	Ø 5,5 H 80	1,3	white	12W LED 1230lm 3000K medium	240,00
2093/NE	Ø 5,5 H 80	1,3	black	12W LED 1230lm 3000K medium	240,00
2093/AU	Ø 5,5 H 80	1,3	pearl gold	12W LED 1230lm 3000K medium	250,00
2093/CO	Ø 5,5 H 80	1,3	corten	12W LED 1230lm 3000K medium	250,00
2093/50/BI	Ø 5,5 H 50	1,3	white	12W LED 1230lm 3000K medium	230,00
2093/50/NE	Ø 5,5 H 50	1,3	black	12W LED 1230lm 3000K medium	230,00
2093/50/AU	Ø 5,5 H 50	1,3	pearl gold	12W LED 1230lm 3000K medium	240,00
2093/50/CO	Ø 5,5 H 50	1,3	corten	12W LED 1230lm 3000K medium	240,00

2093/J/BI	Ø 3 H 80	1	white	4W LED 420lm 3000K medium	240,00
2093/J/NE	Ø 3 H 80	1	black	4W LED 420lm 3000K medium	240,00
2093/J/AU	Ø 3 H 80	1	pearl gold	4W LED 420lm 3000K medium	250,00
2093/J/CO	Ø 3 H 80	1	corten	4W LED 420lm 3000K medium	250,00

2093/J/50/BI	Ø 3 H 50	0,8	white	4W LED 420lm 3000K medium	220,00
2093/J/50/NE	Ø 3 H 50	0,8	black	4W LED 420lm 3000K medium	220,00
2093/J/50/AU	Ø 3 H 50	0,8	pearl gold	4W LED 420lm 3000K medium	230,00
2093/J/50/CO	Ø 3 H 50	0,8	corten	4W LED 420lm 3000K medium	230,00



suspension lamps

Cabriolette

design Studio Natural

Suspension lamp with direct/adjustable light. Die-cast aluminium structure painted in white, yellow, black and light blue.

Integrated LED light source.



code	dimension	Kg	colour	LED integrated/bulb	Unit price
21020/BI	Ø 15,5 H 28		white	7,5W 1119lm 2700K	280,00
21020/GI	Ø 15,5 H 28		yellow	7,5W 1119lm 2700K	280,00
21020/NE	Ø 15,5 H 28		black	7,5W 1119lm 2700K	280,00
21020/AZ	Ø 15,5 H 28		light blue	7,5W 1119lm 2700K	280,00



Avro

design Studio Natural

Direct/diffused light suspension lamp with dimmable LED source. Painted aluminium structure in white, black, light blue or orange.

Dimmable electronic driver inside the ceiling rose.

Multisocket equipped with three 230V schuko and two USB outlets is available as a lamp accessory. Max power 2,3KW. its cable.



code	dimension	Kg	colour	LED integrated/bulb	Unit price
AVRO 2700K					
21019/DIM/BI	Ø 60 H 25	3,5	white	36W 5000lm 2700K	890,00
21019/DIM/NE	Ø 60 H 25	3,5	black	36W 5000lm 2700K	890,00
21019/DIM/AZ	Ø 60 H 25	3,5	light blue	36W 5000lm 2700K	980,00
21019/DIM/AR	Ø 60 H 25	3,5	orange	36W 5000lm 2700K	980,00
AVRO 3000K					
21019/DIM/3000/BI	Ø 60 H 25	3,5	white	36W 5000lm 3000K	890,00
21019/DIM/3000/NE	Ø 60 H 25	3,5	black	36W 5000lm 3000K	890,00
21019/DIM/3000/AZ	Ø 60 H 25	3,5	light blue	36W 5000lm 3000K	980,00
21019/DIM/3000/AR	Ø 60 H 25	3,5	orange	36W 5000lm 3000K	980,00
MULTISOCKET 3 SCHUKO 2 USB					
40189/BI			white	max 2,3 KW	60,00
40189/NE			black	max 2,3 KW	60,00
40189/GR			grey	max 2,3 KW	60,00
40189/AZ			light blue	max 2,3 KW	60,00



Onda

design Luc Rameal

Suspension lamp providing diffused light. White opal methacrylate diffuser with a particular wave shape that hides the LED light source. A white painted aluminium disc complete with LED light source is attached to the diffuser and supports the lamp with its cable. Power supply integrated in the ceiling rose.



21016/BI	Ø 55 H 18,5		white	16W 2000lm 2700K	700,00
-----------------	-------------	--	-------	------------------	---------------



Vela 22

design Orlandini Design

Suspension lamp providing direct/diffused light consisting of an aluminium tube painted in black colour, swivelling on the central ring support and with variable positioning.

Black painted aluminium reflector, polycarbonate diffuser.

Integrated LED light source.

Dimmable driver integrated in the ceiling rose.



21017/DIM/NE	H 25 L 260		black	17,5W 2200lm 2700K	770,00
---------------------	------------	--	-------	--------------------	---------------



standing lamps

Serpente

design Elio Martinelli

Standing lamp, diffused light, with swivel arm. Diffuser in white opal methacrylate. Arm and base in white or pearl gold lacquered metal.



code	dimension	Kg	colour	LED integrated/bulb	LED	Unit price
2131	Ø 55 H 120	25	white	1x15W E27 LED		1.900,00
2131/AU	Ø 55 H 120	25	pearl gold	1x15W E27 LED		2.150,00



Biconica

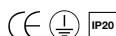
design Elio Martinelli

Standing lamp, indirect light, resin structure. With dimmer on cable. **Integrated LED light source, integrated electronic driver in the body of the lamp.**

Cable 2 m



2217/L/1/BI	Ø 30 H 173	9,5	white	28W LED 3700lm 3000K		1.030,00
2217/L/1/NE	Ø 30 H 173	9,5	black	28W LED 3700lm 3000K		1.030,00
2217/L/1/AU	Ø 30 H 173	9,5	pearl gold	28W LED 3700lm 3000K		1.130,00




Biconica pol

design Emiliana Martinelli

Standing lamp, diffused light, rotational moulding white polyethylene structure. **Complete with electronic driver and dimmer integrated inside the lamp. For indoor and outdoor. Dimmable with bluetooth device** (Apple or Android app).

Cable 3 m



2217/POL/P/BD/L/1	H 195	15	white	104W LED 5320lm 2500-6700K		1.210,00
				TUNABLE WHITE		
2217/POL/P/BD/BT/L/1	H 195	15	white	104W LED 5320lm 2500-6700K		1.360,00
				TUNABLE WHITE		
2217/POL/P/BT/L	H 195	15	white	104W LED RGB		1.440,00
				bluetooth CASAMBI		

IP 65 device
IP 44 plug



Dimmable tunable white LED 2500-6700K
- bluetooth or with remote control

The Bluetooth dimmer needs the App **CASAMBI LIGHTYOU LIKE**



available on **iOS** or **Android** stores - Free -

Pistillone

design Emiliana Martinelli

Standing lamp, indirect light. Metal structure in lacquered aluminium in black polished colour with black Marquina marble base.

LED light source with dimmer on the cable.



2304/NE/MAR/MR	Ø 10 H 188	8	black	31W LED 3000K		1.100,00
				black marble marquina base		




standing lamps

Pistillo/P

design Emiliana Martinelli

Standing lamp, diffused light, white opal methacrylate structure, white lacquered base.

Electronic dimmable driver included. Dimming device on the cable.



code	dimension	Kg	colour	LED integrated/bulb	Unit price
2260/P/L/1/BI	H 195	7,5	white	60W LED 4700lm 3000K	840,00

Eva

design Emiliana Martinelli

Standing lamp, diffused and indirect light. Structure in brushed aluminium. Shade fabric in black or white color, satin aluminium or lacquered in black colour structure with diffuser in black colour (NE/NE).

Dimmer included.

Dimmable with switch on the cable. Only for dimmable bulb.



2270/NE	Ø 50 H 173	4,5	satiné/black	1x15W E27 LED	660,00
2270/BI	Ø 50 H 173	4,5	satiné/white	1x15W E27 LED	660,00
2270/NE/NE	Ø 50 H 173	4,5	black/black	1x15W E27 LED dimmable	580,00
DIMMABLE LED BULB					
518J				15W E27 LED 2700K	25,00

Eva

design Emiliana Martinelli

Standing lamp, indirect light, structure in lacquered aluminium, reflector in black fabric.

Dimmable with switch on the cable. Only for dimmable bulb.




2270/XG/NE/NE	Ø 100 H 192	12	black/black	1x20W E27 LED dimmable	1.790,00
DIMMABLE LED BULB					
590X				20W E27 LED 2700K	40,00

Clochard

design Oriandini Design




















Standing lamp with resin tabletop and metal structure in white or black colour.

Integrated LED light source. Electronic driver on the plug.



2289/BI	36X29 H 98	1,3	white	3W LED 300lm 3000K	420,00
2289/NE	36X29 H 98	1,3	black	3W LED 300lm 3000K	420,00

standing lamps

		code	dimension	Kg	colour	LED integrated/bulb	€ Unit price
Colibri design Emiliana Martinelli Standing lamp with direct swivel 4-heads in anodized black aluminium. Integrated LED light source. Electronic driver on the plug.		2278/NE	Ø 2,5 H 170	5	anodized black	4x3W LED 4x300lm 3000K 	1.030,00
		 					
Colibri design Emiliana Martinelli Standing lamp direct light, tubular structure in anodized black or anodized gold aluminium. Integrated LED light source. Electronic driver on the body lamp.		2290/NE	Ø 2,5 H 176	5	anodized black	14W LED 2300lm 3000K 	860,00
		2290/AU	Ø 2,5 H 176	5	anodized gold	14W LED 2300lm 3000K 	860,00
 							
Colibri design Emiliana Martinelli Adjustable/direct light floor lamp for LED light source. Tubular aluminium structure painted in black, white or yellow with an articulated, swivelling head. Electronic driver on the plug.		2312/BI	Ø 2,5 H 140	4,6	white	6,5W LED 630lm 3000K 	690,00
		2312/NE	Ø 2,5 H 140	4,6	black	6,5W LED 630lm 3000K 	690,00
		2312/GI	Ø 2,5 H 140	4,6	yellow	6,5W LED 630lm 3000K 	770,00
 							
Pin basculante design Michel Boucquillon Standing lamp, diffused light, dynamic equilibrium. Base in brushed metal, rotational moulded structure in white polyethylene material. Silicon support on the top. Integrated LED light source, complete with dimmable electronic driver.		2287/DIM/L/1/BI	Ø 38 H 195	12	white	28W LED 2000lm 3000K 	1.050,00
 							

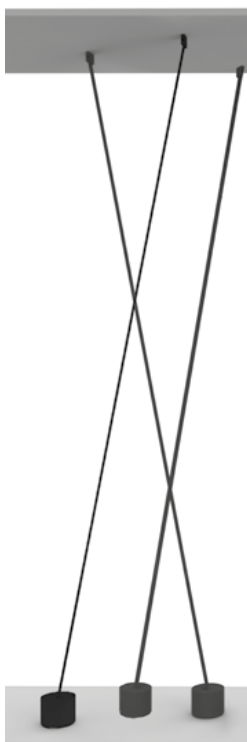
standing lamps

Elastica

design Studio Habits

Elastica is a lamp that stretches between the ceiling and the floor, adaptable to different heights and space requirements. It can change its slope through the special attachment fixed on the strip of elasticized fabric. It is composed of a strip of elasticized fabric that comes in different colors – red, yellow, gray, black or blue – supporting a flexible dimmable LED circuit. The lamp can be turned on and off simply by pulling the fabric strip. It is fixed at the ends to a ceiling support and to a counterweight cylindrical base in metal painted of the same color.

24V dimmable driver on the plug, dimmable.



code	dimension	Kg	colour	LED integrated/bulb	Unit price
2301/NE	H 250/300 base Ø 13 H 8	5	black	17W LED 1775lm 2700K	550,00
2301/GR	H 250/300 base Ø 13 H 8	5	grey	17W LED 1775lm 2700K	550,00
2301/RO	H 250/300 base Ø 13 H 8	5	red	17W LED 1775lm 2700K	590,00
2301/GI	H 250/300 base Ø 13 H 8	5	yellow	17W LED 1775lm 2700K	590,00
2301/AZ	H 250/300 base Ø 13 H 8	5	light blue	17W LED 1775lm 2700K	590,00



Y3

design Simon Schmitz

A dynamic floor lamp with direct/indirect light. Thanks to the three tie rods fixed on the lamp body and connected to the three springs in the triangular base, the lamp can be tilted in any direction, always remaining perfectly balanced.

The aluminum swivel LED light source reflector with swivel joint allows directing the light in any position.

Dimmable driver on the 24V plug.



2302/NE	base Ø 45 H 200	6	black	13W 1950lm 3000K	940,00
---------	-----------------	---	-------	------------------	--------



L'Amica

design Emiliana Martinelli

A floor version of the l'Amica table lamp, with swivel arm and reflector to light your relaxation corner. Aluminum structure painted in the new glossy black color, with details in Living Coral or in pistachio green with details in blue.

Integrated LED light source. Dimmable driver on the plug.



2303/NE	H 125	4,5	black	9W 900lm 2700K	420,00
2303/VE	H 125	4,5	green pistache	9W 900lm 2700K	420,00



standing lamps

Dia

design Simon Schmitz

Floor lamp providing direct/indirect light with dual ignition. Transparent glass structure with visible heat sink and power cables.

Integrated LED light source. Driver on plug.



code	dimension	Kg	colour	LED integrated/bulb	Unit price
2317	Ø 29 H 183	9	transparent	9+9W 1060+1060lm 2700K	960,00



Cabriolette

design Studio Natural

Floor lamp providing direct/adjustable light. Aluminium die-cast structure painted in white, black, yellow or light blue.

White opal methacrylate diffuser. **Integrated LED light source. Dimmable with button on cable.**

Driver on the plug.



2319/BI	Ø 20 H 115		white	14W LED 2200lm 2700k	480,00
2319/NE	Ø 20 H 115		black	14W LED 2200lm 2700k	480,00
2319/GI	Ø 20 H 115		yellow	14W LED 2200lm 2700k	480,00
2319/AZ	Ø 20 H 115		light blue	14W LED 2200lm 2700k	480,00



Gru

design Davide Frattini Frilli

Wall-mounted floor lamp providing direct/indirect light with dual ignition.

Iron structure painted in black, orange or green.

Integrated LED light source, plug-in driver.




2316/NE	P 31 H 178	2	black	3,2+6,4W 370+740lm 2700K	590,00
2316/AR	P 31 H 178	2	orange	3,2+6,4W 370+740lm 2700K	590,00
2316/VE	P 31 H 178	2	green	3,2+6,4W 370+740lm 2700K	590,00



Metrica

design Studio Habits

Direct light floor lamp that switches on and off when the LED light source is removed or repositioned inside the lamp body. Extruded aluminium frame painted in white or black, base in white. Driver on plug.



2314/BI	H 88-138	3,5	white	15W LED 850lm 3000K	990,00
2314/NE	H 88-138	3,5	black	15W LED 850lm 3000K	990,00



SPECIAL EDITIONS

pag. 35-36


special edition

Cobra scorpius

design Elio Martinelli, 1968
Emiliana Martinelli 2018

The 50-year anniversary of such an important lamp for Martinelli Luce as the Cobra designed by its founder Elio Martinelli certainly represents an important event for the company. For the occasion, a special version of the Cobra is produced, an interpretation by Emiliana Martinelli as a tribute to her father. The lamp comes in the exclusive night-blue color and is characterized by a series of holes on the cap representing the constellation of Scorpius, Elio's zodiac sign.




code	dimension	Kg	colour	LED integrated/bulb	Unit price
629/SC	Ø 40	8,5	night blue	1x12W E27 LED 	1.190,00

Civetta

design Emiliana Martinelli, 2007
©Archivio Crepax & Guido Crepax 2019

A tribute to Valentina, Guido Crepax's character, on the Civetta lamp by Emiliana Martinelli, a reference to the world of comics. A black texture with Valentina's face and Crepax's signature envelops the white surface of the lamp.



804/TEXTURE/VA/BI/BI	Ø 16 H 20	1	white/white	1x5W E27 LED 	320,00
----------------------	-----------	---	-------------	--	--------

Pistillo/P

design Emiliana Martinelli, 2003
Texture Mauro Lovi 2021

Mauro Lovi has worked on the surface of Emiliana Martinelli's Pistillo lamp with a texture resulting from his artistic investigation of poplars and poplar groves using various techniques that he has been experimenting with in his paintings, drawings and watercolours. This is how Pioppo luminoso (Light Poplar) was born, where the brushstrokes seek out the colours of childhood games in poplar groves in the author's memory. Floor lamp providing diffused light, white methacrylate structure. Painted metal base. Complete with electronic driver. With light dimmer.



2260/P/L/1/TEX/LO	H 195	7,5	texture	60W LED 4700lm 3000K 	1.890,00
-------------------	-------	-----	---------	--	----------

HIGHLIGHTS

pag. 37-40

highlights

Ruspa

design Gae Aulenti, 1968

Table lamp, direct/indirect light, lacquered aluminium in white or yellow colour, adjustable arm on the base, independent rotation of the two reflectors.




code	dimension	Kg	colour	LED integrated/bulb	LED	Unit price
633/BI	Ø 30 H 58	10,5	white	2x5W E14 LED		4.400,00
SPECIAL EDITION 633/GI	Ø 30 H 58	10,5	yellow	2x5W E14 LED		5.100,00

Ruspa / 4

design Gae Aulenti, 1968

Table lamp, direct/indirect light, lacquered aluminium in white or yellow colour, adjustable arms on the base, independent rotation of the eight reflectors.




633/4/BI	Ø 60 H 58	42	white	8x5W E14 LED		14.500,00
SPECIAL EDITION 633/4/GI	Ø 60 H 58	42	yellow	8x5W E14 LED		15.700,00

Profiterolle

design Sergio Asti, 1968

Table lamp, diffused light. Diffuser made of transparent methacrylate and polyester resin with fibre-glass, crystal color.



640	Ø 60 H 40	3	transparent	4x5W E14 LED		980,00
-----	-----------	---	-------------	--------------	--	--------

Visiere














design Sergio Asti, 1968

Table lamp, indirect light, initially designed for fluorescent circulators, a sign of the already felt need for a better use of energy, it is now repropose for LED bulbs. The white painted aluminium elements are fixed to the central support pin by means of a little knob. Semi-spherical base wired for LED bulbs.



642/BI	Ø 56 H 36		white	4x15W E27 LED		1.550,00
--------	-----------	--	-------	---------------	--	----------

highlights

	code	dimension	Kg	colour	LED integrated/bulb	€ Unit price
Cellule design Donia Maaoui Boucquillon and Michel Boucquillon, 2015 Wall lamp, indirect light, a play on light and shadows. White lacquered aluminium structure laser cut. LED light source and integrated electronic driver into the body of the lamp. Available in two dimensions.	1427 1427/G	60 x 60 → 10 110 x 110 → 10	5 20	white white	20W LED 1500lm 3000K  60W LED 4500lm 3000K 	620,00 2.590,00
 						
Elos design Marcello Morandini, 2021 Wall lamp with diffused light. Formed by a square mirror and a hemisphere diffuser in the center which, when reflected, becomes a sphere. Integrated LED light source. Complete with electronic driver.	1347/Q/L/1	60x60 → 25		specchiato	12W LED 1400lm 3000K 	750,00
 						
Marx design Richard Neutra, 1928 Wall lamp, indirect light, brushed stainless steel structure, wood frame.	1285	H 90 L 16 → 32	6	acier satiné	1x15W E27 LED 	830,00
 						
V.D.L. design Richard Neutra, 1931 Standing lamp, indirect light, stainless steel structure. Integrated LED light source. With dimmer on cable.	2234/L/1	Ø 38 H 178	7	acier satiné	17W LED 2000lm 3000K 	950,00
 						

ARCHITECTURAL

pag. 41-66

Circular Pol

design Emiliana Martinelli

€

CIRCULAR POL SUSPENSION LAMP

Suspension lamp, diffused light, white polyethylene structure made by rotational moulding. **Integrated LED light source. With electronic dimmable drivers.**



code	dimension	Kg	colour	LED integrated/bulb	Unit price
2057/DIM/L/1/BI	Ø 150 H 14	20	white	105W LED 10.000lm 3000K	2.350,00
2057/J/DIM/L/1/BI	Ø 90 H 14	8	white	60W LED 6750lm 3000K	1.500,00
2057/XS/DIM/L/1/BI	Ø 52 H 10	3,5	white	26W LED 3200lm 3000K	660,00



suspension cables 5 m

dimnable Push/Dali



CIRCULAR POL CEILING/WALL

Ceiling/wall lamp, diffused light, white polyethylene structure in rotational moulding. **Integrated LED light source. With electronic dimmable drivers.**



2878/DIM/L/1/BI	Ø 52 H 10	3,5	white	26W LED 3200lm 3000K	600,00
-----------------	-----------	-----	-------	----------------------	--------




Circular Pol XXL

design Emiliana Martinelli

MODULES

Modular system: angular, linear, curve modular device light for different configurations, steel suspension cables, rotational moulding with polyethylene material connected by a metal joint for coupling.



MODULE LINEAIRE

40828/L/1/BI	L120x33 H20	8	white	60W LED 6750lm 3000K	1.300,00
--------------	-------------	---	-------	----------------------	----------



MODULE COURBE 45°

40829/L/1/BI	L120x33 H20	8	white	60W LED 6750lm 3000K	1.340,00
--------------	-------------	---	-------	----------------------	----------

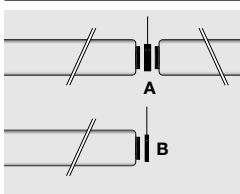


MODULE COURBE 90°

40854/L/1/BI	L50x50 H20	4	white	20W LED 2250lm 3000K	770,00
--------------	------------	---	-------	----------------------	--------



suspension cables 5 m



JOINTS

40831/GR	joint intermédiaire (A)	93,00
40830/GR	joint terminal (B)	93,00
40834	joint électrique 5 conducteurs	37,00
40835/BI	boîte de dérivation	93,00

suspension cables 5 m



CIRCULAR POL XXL SQUARE

Diffused modular device light, composed with 4 linear units, 4 right angles and joints. **Integrated LED light source. Dimmable electronic drivers inside the units.**



SQUARE COMPOSITION

2057/XXL/Q/DIM/L/1/BI	L226x226x33 H20	53	white	4x60W + 4x20W LED 36.000lm 3000K	8.610,00
-----------------------	-----------------	----	-------	----------------------------------	----------

dimnable Push/Dali



suspension cables 5 m



CIRCULAR POL XXL CIRCULAR

Diffused modular device light, composed by 8 curve units + joints, hanged with steel cables, rotational moulded structure, polyethylene material. **Integrated LED light source. Electronic drivers inside the units.**



CIRCULAR COMPOSITION

2057/XXL/DIM/L/1/BI	Ø 350 L 33 H 20	69	white	8x60W LED 54.000lm 3000K	11.760,00
---------------------	-----------------	----	-------	--------------------------	-----------

dimnable Push/Dali



suspension cables 5 m



Mamba

design Emiliana Martinelli

Suspension composed system, diffused light. The system is composed by curved modules and linear modules in white polyethylene rotational moulded. The modules combination, through an aluminium joint, allows to create a linear or curvy ways or circular elements of 70/95/180/352cm of diameter and squares or rectangular shapes. **Integrated LED light source, electronic drivers inserted into the ceiling rose or into the false ceiling. Dimmable Push/Dali, Triac 5 wires, 0-10V e 1-10V.**

Suspension cables 3.5 m



code	dimension	Kg	colour	LED integrated/bulb	Unit price
CURVE MODULE 30°					
40135/BI	Ø 10 L 86	1,5	white	25W LED 3000lm 3000K	460,00
40135/2700/BI	Ø 10 L 86	1,5	white	25W LED 3000lm 2700K	460,00
40135/4000/BI	Ø 10 L 86	1,5	white	25W LED 3000lm 4000K	460,00
CURVE MODULE 60°					
40020/BI	Ø 10 L 77	1,5	white	25W LED 3000lm 3000K	450,00
40020/2700/BI	Ø 10 L 77	1,5	white	25W LED 3000lm 2700K	450,00
40020/4000/BI	Ø 10 L 77	1,5	white	25W LED 3000lm 4000K	450,00
CURVE MODULE 90°					
40053/BI	Ø 10 L 35	1,5	white	12,5W LED 1500lm 3000K	360,00
40053/2700/BI	Ø 10 L 35	1,5	white	12,5W LED 1500lm 2700K	360,00
40053/4000/BI	Ø 10 L 35	1,5	white	12,5W LED 1500lm 4000K	360,00
CURVE MODULE 120°					
40021/BI	Ø 10 L 70	1,5	white	25W LED 3000lm 3000K	460,00
40021/2700/BI	Ø 10 L 70	1,5	white	25W LED 3000lm 2700K	460,00
40021/4000/BI	Ø 10 L 70	1,5	white	25W LED 3000lm 4000K	460,00
LINEAR MODULE					
40022/BI	Ø 10 L 88	1,5	white	25W LED 3000lm 3000K	410,00
40022/2700/BI	Ø 10 L 88	1,5	white	25W LED 3000lm 2700K	410,00
40022/4000/BI	Ø 10 L 88	1,5	white	25W LED 3000lm 4000K	410,00



fig. 1




fig. 2



fig. 3

ELECTRONIC DRIVER KIT to be inserted in the false ceiling (or to be fixed to the ceiling) for up to 6 modules - linear and sinuous paths (Fig.1)					
40025/DIM/BI	35 X 14	1	white	150W 230/24V dimmable	250,00
40025/BI	35 X 14	1	white	150W 230/24V non dimmable	190,00
CEILING ROSE complete with electronic driver for ring composition to be fixed to the ceiling Ø70 (n°4 curve modules 40053 - 90°)					
40124/DIM/BI	Ø 21	1,5	white	75W 230/24V dimmable	305,00
40124/BI	Ø 21	1,5	white	75W 230/24V non dimmable	245,00
CEILING ROSE complete with electronic driver for ring composition to be fixed to the ceiling Ø95 (fig.2) (n°3 curve modules 40021 - 120°)					
40023/DIM/BI	Ø 21	1,5	white	150W 230/24V dimmable	320,00
40023/BI	Ø 21	1,5	white	150W 230/24V non dimmable	260,00
CEILING ROSE complete with electronic driver for ring composition to be fixed to the ceiling Ø180 (fig.3) (n°6 curve modules 40020 - 60°)					
40024/DIM/BI	Ø 34	1	white	150W 230/24V dimmable	360,00
40024/BI	Ø 34	1	white	150W 230/24V non dimmable	300,00
CEILING ROSE complete with electronic driver for ring composition to be fixed to the ceiling Ø352 (n°12 curve modules 40135 - 30°) or free compositions					
40147/DIM/BI	Ø 34	1	white	300W 230/24V dimmable	485,00
40147/BI	Ø 34	1	white	300W 230/24V non dimmable	360,00
CEILING ROSE FOR SQUARE, OVAL AND LINEAR VERSIONS complete of electronic driver vertical suspension cables					
40023.1/DIM/BI	Ø 21	1,5	white	75W 230/24V dimmable	270,00
40023.1/BI	Ø 21	1,5	white	75W 230/24V non dimmable	210,00
40024.1/DIM/BI	Ø 34	1	white	150W dimmable	370,00
40024.1/BI	Ø 34	1	white	150W non dimmable	330,00
40147.1/DIM/BI	Ø 34	1	white	300W 230/24V dimmable	500,00
40147.1/BI	Ø 34	1	white	300W 230/24V non dimmable	380,00

The choice of ceiling rose code is linked to the sum of the watts of the individual rings and the type of dimming.



A



B

CONNECTION JOINT for linear or curve modules for suspension					
40026/BI for suspension cable (A)		0,05	white	intermediate joint and suspension cable 3,5 m	60,00
40027/BI for suspension cable (A)		0,05	white	terminal joint and suspension cable 3,5 m	60,00
CONNECTION JOINT for linear or curve modules for ceiling					
40047/BI to fix it to the ceiling (B)		0,05	white	intermediate joint with support to fix to the ceiling	80,00
40048/BI to fix it to the ceiling (B)		0,05	white	terminal joint with support to fix to the ceiling	80,00
40028/BI electronic connection for modules			white		10,00

Suspension lamp with diffused light. White, black, pearl gold, copper, rough bronze or vintage brass aluminum structure. White opal methacrylate diffuser. Different diameters (120/80/50), suspension with power cable to be connected to a box and fixed on the ceiling. As a single piece or for a composition of 2 to 6 Lunaop rings.

Integrated LED light source (3000K, 2700K or 4000K). Integrated electronic driver in the ceiling box.

Suspension cables 3,5 m.



Body lamp with power cables to connect to different boxes to compose the versions from 1 up to 6 Lunaop with LED 3000K, 2700K or 4000K

The choice of the rose code is related to the sum of the watts of the different rings and the type of dimmeration.

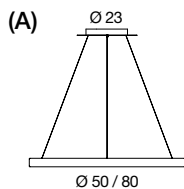
code	dimension	Kg	colour	LED integrated/bulb	Unit price
LED VERSION 3000K					
40003/3000/BI	Ø 120 H 6,5	5	white	108W LED 8400lm 3000K	1.460,00
40003/3000/NE	Ø 120 H 6,5	5	black	108W LED 8400lm 3000K	1.460,00
40003/3000/AU	Ø 120 H 6,5	5	pearl gold	108W LED 8400lm 3000K	1.540,00
40003/3000/CU	Ø 120 H 6,5	5	copper	108W LED 8400lm 3000K	1.540,00
40003/3000/BM	Ø 120 H 6,5	5	rough bronze	108W LED 8400lm 3000K	on request
40003/3000/OV	Ø 120 H 6,5	5	vintage brass	108W LED 8400lm 3000K	on request
40002/3000/BI	Ø 80 H 6,5	3	white	72W LED 5600lm 3000K	660,00
40002/3000/NE	Ø 80 H 6,5	3	black	72W LED 5600lm 3000K	660,00
40002/3000/AU	Ø 80 H 6,5	3	pearl gold	72W LED 5600lm 3000K	700,00
40002/3000/CU	Ø 80 H 6,5	3	copper	72W LED 5600lm 3000K	700,00
40002/3000/BM	Ø 80 H 6,5	3	rough bronze	72W LED 5600lm 3000K	740,00
40002/3000/OV	Ø 80 H 6,5	3	vintage brass	72W LED 5600lm 3000K	740,00
40001/3000/BI	Ø 50 H 6,5	2	white	48W LED 3700lm 3000K	430,00
40001/3000/NE	Ø 50 H 6,5	2	black	48W LED 3700lm 3000K	430,00
40001/3000/AU	Ø 50 H 6,5	2	pearl gold	48W LED 3700lm 3000K	450,00
40001/3000/CU	Ø 50 H 6,5	2	copper	48W LED 3700lm 3000K	450,00
40001/3000/BM	Ø 50 H 6,5	2	rough bronze	48W LED 3700lm 3000K	500,00
40001/3000/OV	Ø 50 H 6,5	2	vintage brass	48W LED 3700lm 3000K	500,00
LED VERSION 2700K					
40003/2700/BI	Ø 120 H 6,5	5	white	108W LED 8400lm 2700K	1.460,00
40003/2700/NE	Ø 120 H 6,5	5	black	108W LED 8400lm 2700K	1.460,00
40003/2700/AU	Ø 120 H 6,5	5	pearl gold	108W LED 8400lm 2700K	1.540,00
40003/2700/CU	Ø 120 H 6,5	5	copper	108W LED 8400lm 2700K	1.540,00
40003/2700/BM	Ø 120 H 6,5	5	rough bronze	108W LED 8400lm 2700K	on request
40003/2700/OV	Ø 120 H 6,5	5	vintage brass	108W LED 8400lm 2700K	on request
40002/2700/BI	Ø 80 H 6,5	3	white	72W LED 5600lm 2700K	660,00
40002/2700/NE	Ø 80 H 6,5	3	black	72W LED 5600lm 2700K	660,00
40002/2700/AU	Ø 80 H 6,5	3	pearl gold	72W LED 5600lm 2700K	700,00
40002/2700/CU	Ø 80 H 6,5	3	copper	72W LED 5600lm 2700K	700,00
40002/2700/BM	Ø 80 H 6,5	3	rough bronze	72W LED 5600lm 2700K	740,00
40002/2700/OV	Ø 80 H 6,5	3	vintage brass	72W LED 5600lm 2700K	740,00
40001/2700/BI	Ø 50 H 6,5	2	white	48W LED 3700lm 2700K	430,00
40001/2700/NE	Ø 50 H 6,5	2	black	48W LED 3700lm 2700K	430,00
40001/2700/AU	Ø 50 H 6,5	2	pearl gold	48W LED 3700lm 2700K	450,00
40001/2700/CU	Ø 50 H 6,5	2	copper	48W LED 3700lm 2700K	450,00
40001/2700/BM	Ø 50 H 6,5	2	rough bronze	48W LED 3700lm 2700K	500,00
40001/2700/OV	Ø 50 H 6,5	2	vintage brass	48W LED 3700lm 2700K	500,00
LED VERSION 4000K					
40003/4000/BI	Ø 120 H 6,5	5	white	108W LED 8400lm 4000K	1.460,00
40003/4000/NE	Ø 120 H 6,5	5	black	108W LED 8400lm 4000K	1.460,00
40003/4000/AU	Ø 120 H 6,5	5	pearl gold	108W LED 8400lm 4000K	1.540,00
40003/4000/CU	Ø 120 H 6,5	5	copper	108W LED 8400lm 4000K	1.540,00
40003/4000/BM	Ø 120 H 6,5	5	rough bronze	108W LED 8400lm 4000K	on request
40003/4000/OV	Ø 120 H 6,5	5	vintage brass	108W LED 8400lm 4000K	on request
40002/4000/BI	Ø 80 H 6,5	3	white	72W LED 5600lm 4000K	660,00
40002/4000/NE	Ø 80 H 6,5	3	black	72W LED 5600lm 4000K	660,00
40002/4000/AU	Ø 80 H 6,5	3	pearl gold	72W LED 5600lm 4000K	700,00
40002/4000/CU	Ø 80 H 6,5	3	copper	72W LED 5600lm 4000K	700,00
40002/4000/BM	Ø 80 H 6,5	3	rough bronze	72W LED 5600lm 4000K	740,00
40002/4000/OV	Ø 80 H 6,5	3	vintage brass	72W LED 5600lm 4000K	740,00
40001/4000/BI	Ø 50 H 6,5	2	white	48W LED 3700lm 4000K	430,00
40001/4000/NE	Ø 50 H 6,5	2	black	48W LED 3700lm 4000K	430,00
40001/4000/AU	Ø 50 H 6,5	2	pearl gold	48W LED 3700lm 4000K	450,00
40001/4000/CU	Ø 50 H 6,5	2	copper	48W LED 3700lm 4000K	450,00
40001/4000/BM	Ø 50 H 6,5	2	rough bronze	48W LED 3700lm 4000K	500,00
40001/4000/OV	Ø 50 H 6,5	2	vintage brass	48W LED 3700lm 4000K	500,00

BLUEDIMM

40017

bluedimm device for lunaop to be inserted into the ceiling rose

90,00



CEILING ROSE FOR 1 LUNAOP Ø 50 - Ø 80 (A)

40004/BI	Ø 23	0,8	white	75W	180,00
40004/NE	Ø 23	0,8	black	75W	180,00
40004/AU	Ø 23	0,8	pearl gold	75W	200,00
40004/CU	Ø 23	0,8	copper	75W	200,00
40004/BM	Ø 23	0,8	rough bronze	75W	250,00
40004/OV	Ø 23	0,8	vintage brass	75W	250,00

non dimmable

40005/BI	Ø 23	0,8	white	75W	260,00
40005/NE	Ø 23	0,8	black	75W	260,00
40005/AU	Ø 23	0,8	pearl gold	75W	280,00
40005/CU	Ø 23	0,8	copper	75W	280,00
40005/BM	Ø 23	0,8	rough bronze	75W	320,00
40005/OV	Ø 23	0,8	vintage brass	75W	320,00

dimmable Push/Dali, Triac 5 wires, 0-10V e 1-10V

40013/BI	Ø 23	1,1	white	75W	270,00
40013/NE	Ø 23	1,1	black	75W	270,00
40013/AU	Ø 23	1,1	pearl gold	75W	300,00
40013/CU	Ø 23	1,1	copper	75W	300,00
40013/BM	Ø 23	1,1	rough bronze	75W	340,00
40013/OV	Ø 23	1,1	vintage brass	75W	340,00

Triac dimmable with 3 wires

CEILING ROSE FOR 1/2 LUNAOP (B)

40007/BI	Ø 31	1,3	white	150W	240,00
40007/NE	Ø 31	1,3	black	150W	240,00
40007/AU	Ø 31	1,3	pearl gold	150W	260,00
40007/CU	Ø 31	1,3	copper	150W	260,00
40007/BM	Ø 31	1,3	rough bronze	150W	330,00
40007/OV	Ø 31	1,3	vintage brass	150W	330,00

non dimmable

40008/BI	Ø 31	1,5	white	150W	330,00
40008/NE	Ø 31	1,5	black	150W	330,00
40008/AU	Ø 31	1,5	pearl gold	150W	350,00
40008/CU	Ø 31	1,5	copper	150W	350,00
40008/BM	Ø 31	1,5	rough bronze	150W	400,00
40008/OV	Ø 31	1,5	vintage brass	150W	400,00

dimmable Push/Dali, Triac 5 wires, 0-10V e 1-10V

40182/BI	Ø 31	1,5	white	150W	330,00
40182/NE	Ø 31	1,5	black	150W	330,00
40182/AU	Ø 31	1,5	pearl gold	150W	360,00
40182/CU	Ø 31	1,5	copper	150W	360,00
40182/BM	Ø 31	1,5	rough bronze	150W	410,00
40182/OV	Ø 31	1,5	vintage brass	150W	410,00

Triac dimmable with 3 wires

CEILING ROSE FOR 2/3 LUNAOP (C)

40010/BI	Ø 46	2,1	white	2x150W	490,00
40010/NE	Ø 46	2,1	black	2x150W	490,00
40010/AU	Ø 46	2,1	pearl gold	2x150W	530,00
40010/CU	Ø 46	2,1	copper	2x150W	530,00
40010/BM	Ø 46	2,1	rough bronze	2x150W	570,00
40010/OV	Ø 46	2,1	vintage brass	2x150W	570,00

non dimmable

40011/BI	Ø 46	2,5	white	2x150W	640,00
40011/NE	Ø 46	2,5	black	2x150W	640,00
40011/AU	Ø 46	2,5	pearl gold	2x150W	680,00
40011/CU	Ø 46	2,5	copper	2x150W	680,00
40011/BM	Ø 46	2,5	rough bronze	2x150W	720,00
40011/OV	Ø 46	2,5	vintage brass	2x150W	720,00

dimmable Push/Dali, Triac 5 wires, 0-10V e 1-10V

CEILING ROSE FOR 4/6 LUNAOP (E)

40014/BI	Ø 46	2,7	white	3x150W	600,00
40014/NE	Ø 46	2,7	black	3x150W	600,00
40014/AU	Ø 46	2,7	pearl gold	3x150W	660,00
40014/CU	Ø 46	2,7	copper	3x150W	660,00
40014/BM	Ø 46	2,7	rough bronze	3x150W	690,00
40014/OV	Ø 46	2,7	vintage brass	3x150W	690,00

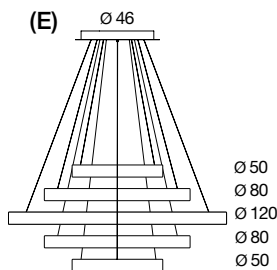
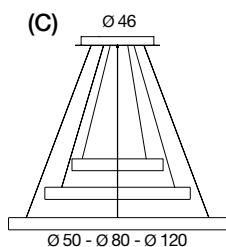
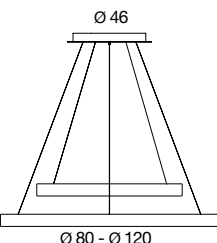
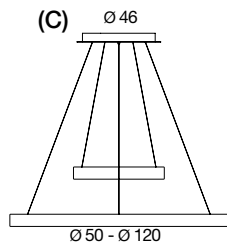
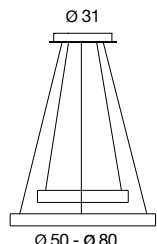
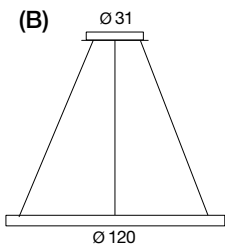
non dimmable

40015/BI	Ø 46	2,7	white	3x150W	800,00
40015/NE	Ø 46	2,7	black	3x150W	800,00
40015/AU	Ø 46	2,7	pearl gold	3x150W	860,00
40015/CU	Ø 46	2,7	copper	3x150W	860,00
40015/BM	Ø 46	2,7	rough bronze	3x150W	890,00
40015/OV	Ø 46	2,7	vintage brass	3x150W	890,00

dimmable Push/Dali, Triac 5 wires, 0-10V e 1-10V

BUILT-IN POWER SUPPLY FOR LUNAOP WITHOUT ROSE

40004.1/BI	35,5X14 H5	0,8	white	max 75W non dimmable	190,00
40005.1/BI	35,5X14 H5	0,8	white	max 75W dimmable	270,00
40007.1/BI	35,5X14 H5	0,8	white	max 150W non dimmable	290,00
40008.1/BI	35,5X14 H5	0,8	white	max 150W dimmable	380,00



Lunaop slim


design Emiliana Martinelli

The Lunaop family is enriched by the Slim version, a slimmer variant; the thickness of the ring, in fact, is reduced from 6cm to 3cm.

Suspension lamp with diffused light. White, black, pearl gold, copper, rough bronze or vintage brass. White opal methacrylate diffuser. Different diameters (120/80/50), suspension with power cable to be connected to a box and fixed on the ceiling. As a single piece or for a composition of 2 to 6 Lunaop rings.

**Integrated LED light source (3000K, 2700K or 4000K).
Integrated electronic driver in the ceiling box.**

Suspension cables 3,5 m



Body lamp with power cables to connect to different boxes to compose the versions from 1 up to 5 Lunaop with LED 3000K, 2700K or 4000K

The choice of the rose code is related to the sum of the watts of the different rings and the type of dimmeration.

code	dimension	Kg	colour	LED integrated/bulb	Unit price
LED VERSION 3000K					
40003/SL/3000/BI	Ø 120 H 3		white	49W LED 8400lm 3000K	1.480,00
40003/SL/3000/NE	Ø 120 H 3		black	49W LED 8400lm 3000K	1.480,00
40003/SL/3000/AU	Ø 120 H 3		pearl gold	49W LED 8400lm 3000K	1.580,00
40003/SL/3000/CU	Ø 120 H 3		copper	49W LED 8400lm 3000K	1.580,00
40003/SL/3000/BM	Ø 120 H 3		rough bronze	49W LED 8400lm 3000K	on request
40003/SL/3000/OV	Ø 120 H 3		vintage brass	49W LED 8400lm 3000K	on request
40002/SL/3000/BI	Ø 80 H 3		white	33W LED 5620lm 3000K	650,00
40002/SL/3000/NE	Ø 80 H 3		black	33W LED 5620lm 3000K	650,00
40002/SL/3000/AU	Ø 80 H 3		pearl gold	33W LED 5620lm 3000K	700,00
40002/SL/3000/CU	Ø 80 H 3		copper	33W LED 5620lm 3000K	700,00
40002/SL/3000/BM	Ø 80 H 3		rough bronze	33W LED 5620lm 3000K	740,00
40002/SL/3000/OV	Ø 80 H 3		vintage brass	33W LED 5620lm 3000K	740,00
40001/SL/3000/BI	Ø 50 H 3		white	20,5W LED 3515lm 3000K	450,00
40001/SL/3000/NE	Ø 50 H 3		black	20,5W LED 3515lm 3000K	450,00
40001/SL/3000/AU	Ø 50 H 3		pearl gold	20,5W LED 3515lm 3000K	480,00
40001/SL/3000/CU	Ø 50 H 3		copper	20,5W LED 3515lm 3000K	480,00
40001/SL/3000/BM	Ø 50 H 3		rough bronze	20,5W LED 3515lm 3000K	530,00
40001/SL/3000/OV	Ø 50 H 3		vintage brass	20,5W LED 3515lm 3000K	530,00
LED VERSION 2700K					
40003/SL/2700/BI	Ø 120 H 3		white	49W LED 8400lm 2700K	1.480,00
40003/SL/2700/NE	Ø 120 H 3		black	49W LED 8400lm 2700K	1.480,00
40003/SL/2700/AU	Ø 120 H 3		pearl gold	49W LED 8400lm 2700K	1.580,00
40003/SL/2700/CU	Ø 120 H 3		copper	49W LED 8400lm 2700K	1.580,00
40003/SL/2700/BM	Ø 120 H 3		rough bronze	49W LED 8400lm 2700K	on request
40003/SL/2700/OV	Ø 120 H 3		vintage brass	49W LED 8400lm 2700K	on request
40002/SL/2700/BI	Ø 80 H 3		white	33W LED 5620lm 2700K	650,00
40002/SL/2700/NE	Ø 80 H 3		black	33W LED 5620lm 2700K	650,00
40002/SL/2700/AU	Ø 80 H 3		pearl gold	33W LED 5620lm 2700K	700,00
40002/SL/2700/CU	Ø 80 H 3		copper	33W LED 5620lm 2700K	700,00
40002/SL/2700/BM	Ø 80 H 3		rough bronze	33W LED 5620lm 2700K	740,00
40002/SL/2700/OV	Ø 80 H 3		vintage brass	33W LED 5620lm 2700K	740,00
40001/SL/2700/BI	Ø 50 H 3		white	20,5W LED 3515lm 2700K	450,00
40001/SL/2700/NE	Ø 50 H 3		black	20,5W LED 3515lm 2700K	450,00
40001/SL/2700/AU	Ø 50 H 3		pearl gold	20,5W LED 3515lm 2700K	480,00
40001/SL/2700/CU	Ø 50 H 3		copper	20,5W LED 3515lm 2700K	480,00
40001/SL/2700/BM	Ø 50 H 3		rough bronze	20,5W LED 3515lm 2700K	530,00
40001/SL/2700/OV	Ø 50 H 3		vintage brass	20,5W LED 3515lm 2700K	530,00
LED VERSION 4000K					
40003/SL/4000/BI	Ø 120 H 3		white	49W LED 8400lm 4000K	1.480,00
40003/SL/4000/NE	Ø 120 H 3		black	49W LED 8400lm 4000K	1.480,00
40003/SL/4000/AU	Ø 120 H 3		pearl gold	49W LED 8400lm 4000K	1.580,00
40003/SL/4000/CU	Ø 120 H 3		copper	49W LED 8400lm 4000K	1.580,00
40003/SL/4000/BM	Ø 120 H 3		rough bronze	49W LED 8400lm 4000K	on request
40003/SL/4000/OV	Ø 120 H 3		vintage brass	49W LED 8400lm 4000K	on request
40002/SL/4000/BI	Ø 80 H 3		white	33W LED 5620lm 4000K	650,00
40002/SL/4000/NE	Ø 80 H 3		black	33W LED 5620lm 4000K	650,00
40002/SL/4000/AU	Ø 80 H 3		pearl gold	33W LED 5620lm 4000K	700,00
40002/SL/4000/CU	Ø 80 H 3		copper	33W LED 5620lm 4000K	700,00
40002/SL/4000/BM	Ø 80 H 3		rough bronze	33W LED 5620lm 4000K	740,00
40002/SL/4000/OV	Ø 80 H 3		vintage brass	33W LED 5620lm 4000K	740,00
40001/SL/4000/BI	Ø 50 H 3		white	20,5W LED 3515lm 4000K	450,00
40001/SL/4000/NE	Ø 50 H 3		black	20,5W LED 3515lm 4000K	450,00
40001/SL/4000/AU	Ø 50 H 3		pearl gold	20,5W LED 3515lm 4000K	480,00
40001/SL/4000/CU	Ø 50 H 3		copper	20,5W LED 3515lm 4000K	480,00
40001/SL/4000/BM	Ø 50 H 3		rough bronze	20,5W LED 3515lm 4000K	530,00
40001/SL/4000/OV	Ø 50 H 3		vintage brass	20,5W LED 3515lm 4000K	530,00

BLUEDIMM

40017

bluedimm device for lunaop to be inserted into the ceiling rose

90,00

CEILING ROSE FOR 1/2 LUNAOP SLIM (A)

40004/BI	Ø 23	0,8	white	75W	180,00
40004/NE	Ø 23	0,8	black	75W	180,00
40004/AU	Ø 23	0,8	pearl gold	75W	200,00
40004/CU	Ø 23	0,8	copper	75W	200,00
40004/BM	Ø 23	0,8	rough bronze	75W	250,00
40004/OV	Ø 23	0,8	vintage brass	75W	250,00

non dimmable

40005/BI	Ø 23	0,8	white	75W	260,00
40005/NE	Ø 23	0,8	black	75W	260,00
40005/AU	Ø 23	0,8	pearl gold	75W	280,00
40005/CU	Ø 23	0,8	copper	75W	280,00
40005/BM	Ø 23	0,8	rough bronze	75W	320,00
40005/OV	Ø 23	0,8	vintage brass	75W	320,00

dimmable Push/Dali, Triac 5 wires, 0-10V e 1-10V

40013/BI	Ø 23	1,1	white	75W	270,00
40013/NE	Ø 23	1,1	black	75W	270,00
40013/AU	Ø 23	1,1	pearl gold	75W	300,00
40013/CU	Ø 23	1,1	copper	75W	300,00
40013/BM	Ø 23	1,1	rough bronze	75W	340,00
40013/OV	Ø 23	1,1	vintage brass	75W	340,00

Triac dimmable with 3 wires

CEILING ROSE FOR 2/3 LUNAOP SLIM (B)

40007/BI	Ø 31	1,3	white	150W	240,00
40007/NE	Ø 31	1,3	black	150W	240,00
40007/AU	Ø 31	1,3	pearl gold	150W	260,00
40007/CU	Ø 31	1,3	copper	150W	260,00
40007/BM	Ø 31	1,3	rough bronze	150W	330,00
40007/OV	Ø 31	1,3	vintage brass	150W	330,00

non dimmable

40008/BI	Ø 31	1,5	white	150W	330,00
40008/NE	Ø 31	1,5	black	150W	330,00
40008/AU	Ø 31	1,5	pearl gold	150W	350,00
40008/CU	Ø 31	1,5	copper	150W	350,00
40008/BM	Ø 31	1,5	rough bronze	150W	400,00
40008/OV	Ø 31	1,5	vintage brass	150W	400,00

dimmable Push/Dali, Triac 5 wires, 0-10V e 1-10V

40182/BI	Ø 31	1,5	white	150W	330,00
40182/NE	Ø 31	1,5	black	150W	330,00
40182/AU	Ø 31	1,5	pearl gold	150W	360,00
40182/CU	Ø 31	1,5	copper	150W	360,00
40182/BM	Ø 31	1,5	rough bronze	150W	410,00
40182/OV	Ø 31	1,5	vintage brass	150W	410,00

Triac dimmable with 3 wires

CEILING ROSE FOR 4/5 LUNAOP SLIM (C)

40010/BI	Ø 46	2,1	white	2x150W	490,00
40010/NE	Ø 46	2,1	black	2x150W	490,00
40010/AU	Ø 46	2,1	pearl gold	2x150W	530,00
40010/CU	Ø 46	2,1	copper	2x150W	530,00
40010/BM	Ø 46	2,1	rough bronze	2x150W	570,00
40010/OV	Ø 46	2,1	vintage brass	2x150W	570,00

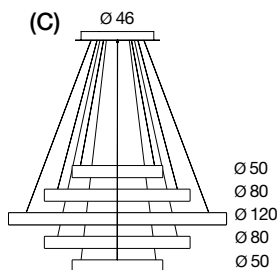
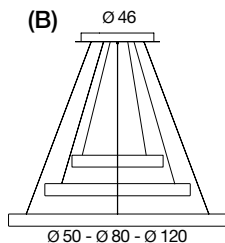
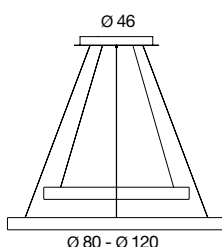
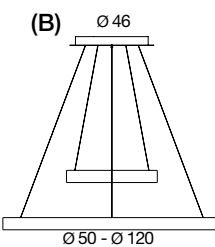
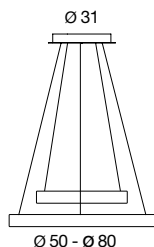
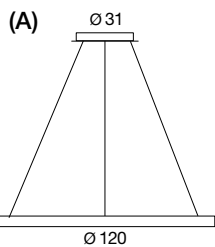
non dimmable

40011/BI	Ø 46	2,5	white	2x150W	640,00
40011/NE	Ø 46	2,5	black	2x150W	640,00
40011/AU	Ø 46	2,5	pearl gold	2x150W	680,00
40011/CU	Ø 46	2,5	copper	2x150W	680,00
40011/BM	Ø 46	2,5	rough bronze	2x150W	720,00
40011/OV	Ø 46	2,5	vintage brass	2x150W	720,00

dimmable Push/Dali, Triac 5 wires, 0-10V e 1-10V

BUILT-IN POWER SUPPLY FOR LUNAOP WITHOUT ROSE

40004.1/BI	35,5X14 H5	0,8	white	max 75W non dimmable	190,00
40005.1/BI	35,5X14 H5	0,8	white	max 75W dimmable	270,00
40007.1/BI	35,5X14 H5	0,8	white	max 150W non dimmable	290,00
40008.1/BI	35,5X14 H5	0,8	white	max 150W dimmable	380,00



Lunaop

design Emiliana Martinelli

LUNAOP WALL/CEILING LAMPS

Ceiling or wall lamp with diffused light, white lacquered aluminium structure. White opal methacrylate diffuser.

Integrated LED light source and dimmable Push/Dali, triac 5 wires, 0-10V and 1-10V electronic driver included.



code	dimension	Kg	colour	LED integrated/bulb	Unit price
2886/G/DIM/BI	Ø 120 H 6,5	5	white	108W LED 8400lm 3000K	1.630,00
2886/DIM/BI	Ø 80 H 6,5	3	white	72W LED 5600lm 3000K	810,00
2886/J/DIM/BI	Ø 50 H 6,5	2	white	48W LED 3700lm 3000K	620,00



dimmable Push/Dali, Triac 5 wires, 0-10V et 1-10V



LUNAOP SLIM SUSPENSION VERTICALE

Suspension lamp with diffused light, structure in aluminium painted in the colours white, black, pearl gold, copper, rough bronze and vintage brass. Diffuser in white opaline methacrylate. Suspended with power cables to be connected to a ceiling rose. Integrated LED light source at 2700K and 3000K. Electronic driver integrated in the ceiling rose.



40193/3000/BI	Ø 80 H 3		white	33W LED 5620lm 3000K	790,00
40193/3000/NE	Ø 80 H 3		black	33W LED 5620lm 3000K	790,00
40193/3000/AU	Ø 80 H 3		pearl gold	33W LED 5620lm 3000K	830,00
40193/3000/CU	Ø 80 H 3		copper	33W LED 5620lm 3000K	830,00
40193/3000/BM	Ø 80 H 3		rough bronze	33W LED 5620lm 3000K	860,00
40193/3000/OV	Ø 80 H 3		vintage brass	33W LED 5620lm 3000K	860,00
40193/BI	Ø 80 H 3		white	33W LED 5620lm 2700K	790,00
40193/NE	Ø 80 H 3		black	33W LED 5620lm 2700K	790,00
40193/AU	Ø 80 H 3		pearl gold	33W LED 5620lm 2700K	830,00
40193/CU	Ø 80 H 3		copper	33W LED 5620lm 2700K	830,00
40193/BM	Ø 80 H 3		rough bronze	33W LED 5620lm 2700K	860,00
40193/OV	Ø 80 H 3		vintage brass	33W LED 5620lm 2700K	860,00

CEILING ROSE NON DIMMABLE

40194/BI	Ø 23		white	75W	170,00
40194/NE	Ø 23		black	75W	170,00
40194/AU	Ø 23		pearl gold	75W	190,00
40194/CU	Ø 23		copper	75W	190,00
40194/BM	Ø 23		rough bronze	75W	230,00
40194/OV	Ø 23		vintage brass	75W	230,00

CEILING ROSE DIMMABLE

40195/BI	Ø 23		white	75W	240,00
40195/NE	Ø 23		black	75W	240,00
40195/AU	Ø 23		pearl gold	75W	260,00
40195/CU	Ø 23		copper	75W	260,00
40195/BM	Ø 23		rough bronze	75W	290,00
40195/OV	Ø 23		vintage brass	75W	290,00



Luna

design Emiliana Martinelli

LUNA CEILING/WALL

Ceiling lamp diffused light, aluminium structure, methacrylate superior ring in methacrylate material. Colors: white or orange, white opal methacrylate diffuser, ring diffuser. **Integrated LED light source. Complete of dimmable electronic drivers.**



2862/M/DIM/L/1/BI/BI	Ø 80 H 12	9	white/white	79W LED 9100lm 3000K dimable Push/Dali	1.150,00
2862/M/DIM/L/1/BI/AR	Ø 80 H 12	9	white/orange	79W LED 9100lm 3000K dimable Push/Dali	1.190,00
2862/J/DIM/L/1/BI/BI	Ø 50 H 12	6	white/white	21W LED 2650lm 3000K dimable Push/Dali	600,00
2862/J/DIM/L/1/BI/AR	Ø 50 H 12	6	white/orange	21W LED 2650lm 3000K dimable Push/Dali	620,00



on request with emergency kit and 2700K




Circular Slim

design Emiliana Martinelli

Suspension lamp, indirect light, in lacquered aluminium color white or pearl gold, available in three dimensions. **Electronic dimmable Push/Dali driver inside the ceiling rose.**

Available on request with dynamic white.

Suspension cables 3,5 m



2004/SL/125/DIM/L/1/BI	Ø 125 H 3	6	white	112W LED 13500lm 3000K	1.390,00
2004/SL/125/DIM/L/1/AU	Ø 125 H 3	6	pearl gold	112W LED 13500lm 3000K	1.450,00
2004/SL/95/DIM/L/1/BI	Ø 95 H 3	5	white	75W LED 9000lm 3000K	1.190,00
2004/SL/95/DIM/L/1/AU	Ø 95 H 3	5	pearl gold	75W LED 9000lm 3000K	1.230,00
2004/SL/65/DIM/L/1/BI	Ø 65 H 3	4	white	50W LED 6000lm 3000K	930,00
2004/SL/65/DIM/L/1/AU	Ø 65 H 3	4	pearl gold	50W LED 6000lm 3000K	960,00



Loop

design Emiliana Martinelli

CIRCULAR LOOP

Suspension lamp, diffused light, composed with curved modules and white, black, pearl gold or copper colored extruded aluminium sectors. The union of those sectors offers rings of different diameters, hanged by stainless steel cables. White opal polycarbonate diffuser. **Integrated LED light source. Electronic dimmable Push/Dali, Triac 5 wires, 0-10V and 1-10V driver inside the ceiling rose or inside the false ceiling. Available on request 2700K, 4000K.**



**Rose for Loop
Ø 160 and Ø 200
1x Ø 28 H 6**

**Rose for Loop Ø 300
2x Ø 28 H 6**

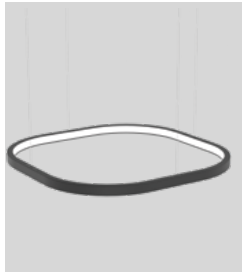
Suspension cables 3,5 m



code	dimension	Kg	colour	LED integrated/bulb	Unit price
21003/500/DIM/BI	Ø 500 H 8	32	white	540W LED 52504lm 3000K	on request
21003/500/DIM/NE	Ø 500 H 8	32	black	540W LED 52504lm 3000K	on request
21003/500/DIM/AU	Ø 500 H 8	32	pearl gold	540W LED 52504lm 3000K	on request
21003/500/DIM/CU	Ø 500 H 8	32	copper	540W LED 52504lm 3000K	on request
21003/400/DIM/BI	Ø 400 H 8	20	white	433W LED 42100lm 3000K	on request
21003/400/DIM/NE	Ø 400 H 8	20	black	433W LED 42100lm 3000K	on request
21003/400/DIM/AU	Ø 400 H 8	20	pearl gold	433W LED 42100lm 3000K	on request
21003/400/DIM/CU	Ø 400 H 8	20	copper	433W LED 42100lm 3000K	on request
21003/300/DIM/BI	Ø 300 H 8	32	white	325W LED 31600lm 3000K	4.200,00
21003/300/DIM/NE	Ø 300 H 8	32	black	325W LED 31600lm 3000K	4.720,00
21003/300/DIM/AU	Ø 300 H 8	32	pearl gold	325W LED 31600lm 3000K	4.950,00
21003/300/DIM/CU	Ø 300 H 8	32	copper	325W LED 31600lm 3000K	4.950,00
21003/200/DIM/BI	Ø 200 H 8	20	white	216W LED 21000lm 3000K	2.940,00
21003/200/DIM/NE	Ø 200 H 8	20	black	216W LED 21000lm 3000K	3.320,00
21003/200/DIM/AU	Ø 200 H 8	20	pearl gold	216W LED 21000lm 3000K	3.450,00
21003/200/DIM/CU	Ø 200 H 8	20	copper	216W LED 21000lm 3000K	3.450,00
21003/160/DIM/BI	Ø 160 H 8	16	white	173 LED 17000lm 3000K	2.720,00
21003/160/DIM/NE	Ø 160 H 8	16	black	173 LED 17000lm 3000K	3.090,00
21003/160/DIM/AU	Ø 160 H 8	16	pearl gold	173 LED 17000lm 3000K	3.220,00
21003/160/DIM/CU	Ø 160 H 8	16	copper	173 LED 17000lm 3000K	3.220,00

SQUARE LOOP

Suspension lamp, diffused light, composed by linear sections and curved sections in lacquered aluminum, available in white, black, pearl gold or copper colour. White opal polycarbonate diffuser. **Electronic dimmable Push/Dali, triac 5 wires, 0-10V and 1-10V driver inside the false ceiling or inside the ceiling rose. Available on request 2700K, 4000K.**



**Rose for Loop 170x170
1x Ø 28 H 6**

**Rose for Loop 250x250
2x Ø 28 H 6**

Suspension cables 3,5 m



21006/170/DIM/BI	L 170x170 H 8	18,5	white	207W LED 20100lm 3000K	2.770,00
21006/170/DIM/NE	L 170x170 H 8	18,5	black	207W LED 20100lm 3000K	3.270,00
21006/170/DIM/AU	L 170x170 H 8	18,5	pearl gold	207W LED 20100lm 3000K	3.430,00
21006/170/DIM/CU	L 170x170 H 8	18,5	copper	207W LED 20100lm 3000K	3.430,00
21006/250/DIM/BI	L 250x250 H 8	28	white	329W LED 32000lm 3000K	4.260,00
21006/250/DIM/NE	L 250x250 H 8	28	black	329W LED 32000lm 3000K	5.040,00
21006/250/DIM/AU	L 250x250 H 8	28	pearl gold	329W LED 32000lm 3000K	5.310,00
21006/250/DIM/CU	L 250x250 H 8	28	copper	329W LED 32000lm 3000K	5.310,00

LOOP RECTANGULAR

**Ceiling rose dimensions
for rectangular Loop
2 x Ø 28 H 6**
Suspension cables 3,5 m



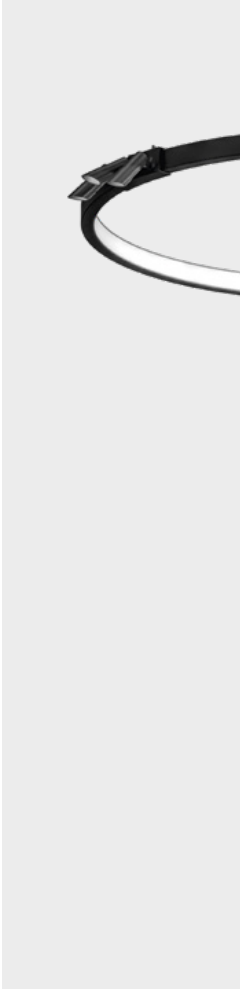
21010/DIM/BI	L 170x370 H 8	32	white	374W LED 36600lm 3000K	3.960,00
21010/DIM/NE	L 170x370 H 8	32	black	374W LED 36600lm 3000K	4.550,00
21010/DIM/AU	L 170x370 H 8	32	pearl gold	374W LED 36600lm 3000K	4.680,00
21010/DIM/CU	L 170x370 H 8	32	copper	374W LED 36600lm 3000K	4.680,00

Loop spot

design Emiliana Martinelli

Loop spot

The Loop system is composed of suspension rings of different sizes, round or square, with diffused **integrated LED light source** inside the ring. Structure in extruded aluminum painted in white, black, pearl gold or copper colour. Each ring is composed of modules joined together through internal joints in order to be able to intersect them, if desired. Each square is made up of linear elements (available in two different lengths) plus curves. Today, this system has been expanded with a series of spotlights, in the single version or a maximum of three, to be fixed through a mounting knob support to the internal light version of the Loop system.



code	dimension	Kg	colour	sorgente di luce	Unit price
SINGLE SPOT					
40088/BI	L 6 H 18 P 15	0,5	white	9W 1100lm 3000K	300,00
40088/NE	L 6 H 18 P 15	0,5	black	9W 1100lm 3000K	300,00
40088/AU	L 6 H 18 P 15	0,5	pearl gold	9W 1100lm 3000K	310,00
40088/CU	L 6 H 18 P 15	0,5	copper	9W 1100lm 3000K	310,00
3 SPOTLIGHTS GROUP FOR LOOP Ø 200 AND Ø 160					
40091/BI	L 30 H 18 P 15	1,8	white	3x9W 3x1100lm 3000K	840,00
40091/NE	L 30 H 18 P 15	1,8	black	3x9W 3x1100lm 3000K	840,00
40091/AU	L 30 H 18 P 15	1,8	pearl gold	3x9W 3x1100lm 3000K	850,00
40091/CU	L 30 H 18 P 15	1,8	copper	3x9W 3x1100lm 3000K	850,00
3 SPOTLIGHTS GROUP FOR LOOP Ø 300					
40093/BI	L 30 H 18 P 15	1,8	white	3x9W 3x1100lm 3000K	840,00
40093/NE	L 30 H 18 P 15	1,8	black	3x9W 3x1100lm 3000K	840,00
40093/AU	L 30 H 18 P 15	1,8	pearl gold	3x9W 3x1100lm 3000K	850,00
40093/CU	L 30 H 18 P 15	1,8	copper	3x9W 3x1100lm 3000K	850,00
DRIVER FOR 5 SPOTS GROUP REMOTE OR TO BE PLACED INSIDE THE CEILING ROSE - 60W 230V					
40096		0,5	white	60W - 230V	90,00
CEILING ROSE WITH 2 DRIVERS FOR 2 LINES OF MAX 2X5 SPOTS - 2X60W 230V					
40097/BI		1,9	white	2x60W - 230V	300,00
40097/NE		1,9	black	2x60W - 230V	300,00
40097/AU		1,9	pearl gold	2x60W - 230V	310,00
40097/CU		1,9	copper	2x60W - 230V	310,00
ANTI GLARE RING					
40128/BI	Ø 6 H 8		white		23,00
40128/NE	Ø 6 H 8		black		23,00
40128/AU	Ø 6 H 8		pearl gold		30,00
40128/CU	Ø 6 H 8		copper		30,00



Duemilatre

design Elio Martinelli - Emiliana Martinelli

Suspension device, direct/indirect light, anthracite aluminium structure.

Integrated LED light source. Driver integrated in the body lamp.



2003/50/DIM/L/1/AN	Ø 50 H 66	12	anthracite	55W dir. + 38W ind. LED 3000K	on request
---------------------------	-----------	----	------------	-------------------------------	-------------------



total height 190 cm



Condor

design Emiliana Martinelli

Suspension device, direct light, grey or anthracite aluminum structure. Special red lacquered aluminum support. **High efficiency LED light source.**

Suspension cable 3,5 m



2085/DIM/L/1/AN	Ø 50 H 53	7	anthracite	60W LED 7000lm 3000K	820,00
2085/J/DIM/L/1/AN	Ø 42 H 44	7	anthracite	40W LED 4600lm 3000K	740,00



power supply source integrated into the ceiling support



Lent

design Yonoh Creative Studio

Suspension lamp which develops the theme of sound comfort by means of a spotlight covered with a special soundproof material and fabric able to absorb the acoustic waves thus slowing down its reflection. **Central spot with integrated LED light source.** Available in three colours: grey, mustard or moss green. **Electronic dimmable Push/Dali driver integrated inside the ceiling box.**

Also available with dark-light screen UGR<19

Suspension cables 3,5 m



code	dimension	Kg	colour	LED integrated/bulb	Unit price
21001/DIM/GI	Ø 110 H 25	9	yellow	17,5W LED 2200lm 3000K	1.440,00
21001/DIM/GR	Ø 110 H 25	9	grey	17,5W LED 2200lm 3000K	1.440,00
21001/DIM/VE	Ø 110 H 25	9	green	17,5W LED 2200lm 3000K	1.440,00
WITH DARK-LIGHT SCREEN UGR <19					
21001/DIM/DK/GI	Ø 110 H 25	9	yellow	17,5W LED 2200lm 3000K	1.460,00
21001/DIM/DK/GR	Ø 110 H 25	9	grey	17,5W LED 2200lm 3000K	1.460,00
21001/DIM/DK/VE	Ø 110 H 25	9	green	17,5W LED 2200lm 3000K	1.460,00
UGR<19					
Electronic dimmable driver Push/Dali					
ONLY REFLECTOR WITH SOUNDPROOF MATERIAL (NO LIGHT)					
40133/GI	Ø 110 H 9	3	yellow		590,00
40133/GR	Ø 110 H 9	3	grey		590,00
40133/VE	Ø 110 H 9	3	green		590,00

Hush

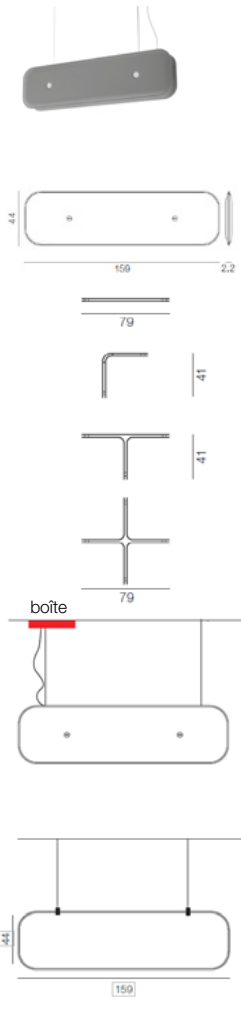
design Massimo Farinatti

Hush is a system that unites functionality and design. The suspension modules are modular and composed of an aluminum profile for a direct and indirect integrated LED light source, and double sound absorbing side panels covered in fabric of different colors. Dimmable driver, remote or to be fixed inside the ceiling rose. Available as single module or together with other modules through linear joints, corner joints, cross-joints and with wall mounts.

Suspension cables 3,5 m

LIGHT&SOUND SYSTEM
Sound-absorbing panels with **SNOWSOUND®** technology

(CAIMI brevetti)



BODY LAMP WITH DIRECT/INDIRECT LIGHT - 24V

arranged for sound-absorbing panels

40074/GR	L 125 P 5 H 8	2,5	grey	47W 4620lm 3000K 28W 1944lm 3000K	630,00
40076	terminal head				20,00
40075	middle head				42,00

SOUND-ABSORBING PANEL to be fixed to body lamp

40112/BI	L 159 H 44 P 2,2	2,3	white		305,00
40112/VE	L 159 H 44 P 2,2	2,3	green		305,00
joints without light					
40077	angle joint	41x41	1	grey	190,00
40078	linear joint	L79	1	grey	170,00
40079	T joint	79x41	1,5	grey	260,00
40080	cross joint	79x79	2	grey	370,00

ceiling rose with driver 230/24V

40119	with driver		1,5	white	max 1 module 75W	120,00
40120	with dimmable driver		1,5	white	max 1 module 75W	170,00
40121	with driver		2	white	max 4 modules 300W	260,00
40122	with dimmable driver		2	white	max 4 modules 300W	310,00



SUSPENSION SINGLE ABSORBING PANEL

40112.1/BI	L 159 H 44 P 2,2	2,5	white		350,00
40112.1/VE	L 159 H 44 P 2,2	2,5	green		350,00



Hush without absorbing panel

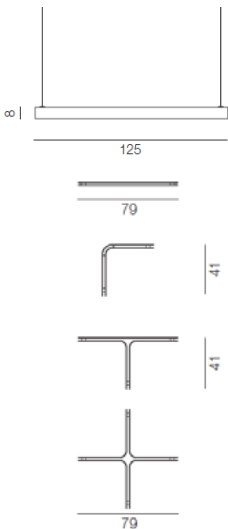
design Massimo Farinatti

Hush is a system that unites functionality and design. The suspension modules are modular and composed of an aluminum profile for a direct and indirect integrated LED light source. Dimmable driver, remote or to be fixed inside the ceiling rose. Available as single module or together with other modules through linear joints, corner joints, cross-joints and with wall mounts.

To make the connection the mechanic joint 40159 is always needed.

Remote driver or to be inserted in the ceiling rose.

Suspension cables 3,5 m



code	dimension	Kg	colour	LED integrated/bulb	Unit price
DEVICE WITH ABSORBING PANEL single or to compose with luminous joints					
direct/indirect light profile 24V					
40074.1/GR	L 125 P 5 H 8 direct light indirect light	2	grey	47W 4620lm 3000K 28W 1944lm 3000K	490,00
40076	terminal head	0,1	grey		20,00
40159	mechanic joint	0,2	grey		10,00
joints with direct/indirect light					
40078.1	linear joint L79	0,1	grey	12W 1170lm dir. + 7,2W 500lm 3000K	145,00
40077.1	90° joint 41x41	0,2	grey	13W 1270lm dir. + 8W 560lm 3000K	150,00
40079.1	T joint 79x41	1	grey	17,5W 1710lm dir. + 10,8W 750lm 3000K	170,00
40080.1	cross joint 79x79	1	grey	23,5W 2300lm dir. + 14,5W 1010lm 3000K	200,00
rose with driver 230/24V					
40119	with driver	1,5	white	max 1 module 75W	120,00
40120	with dimmable driver	1,5	white	max 1 module 75W	170,00
40121	with driver	2	white	max 4 modules 300W	260,00
40122	with dimmable driver	2	white	max 4 modules 300W	310,00



Hush wall - profile with absorbing panel

Hush is a system that unites functionality and design. The wall module is composed of an aluminum profile for a direct and indirect integrated LED light source, an absorbing panel in different colours and components to be fixed to the wall.

Integrated driver.



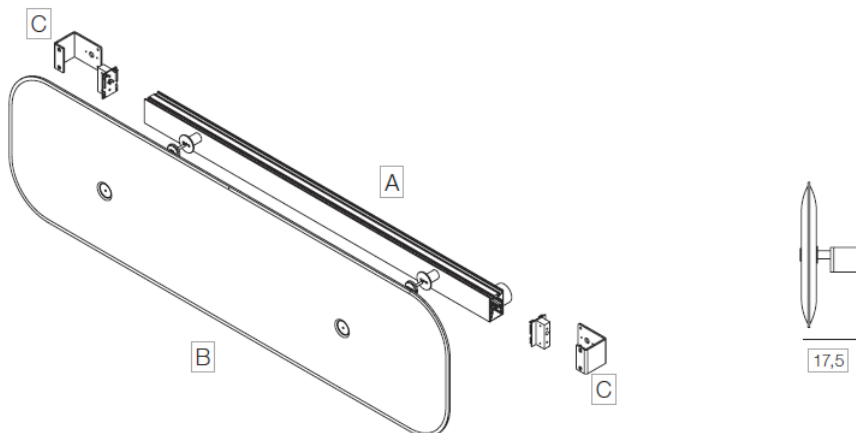
SINGLE DEVICE wall version with absorbing panel					
internal body with direct/indirect light 24V , made for absorbing panels (A)					
40074.2/GR	L 125 P 5 H 8 direct light indirect light	2,5	grey	230V 47W 4620lm 3000K 28W 1944lm 3000K	590,00
absorbing panel to fix to the internal body (B)					
40112/BI	L 159 H 44 P 2,2	2,3	white		305,00
40112/VE	L 159 H 44 P 2,2	2,3	green		305,00

LIGHT&SOUND SYSTEM
8-16.5W Sing panels
with
technology

(CAIMI brevetti)



components to be assembled					
40075	head to be fixed to the body	0,2	grey		42,00
40132/GR	kit supports for wall (C)	0,2	grey		110,00



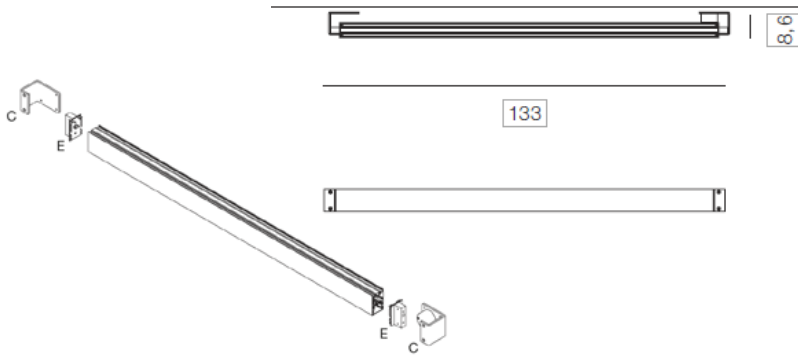
Hush wall without absorbing panel

design Massimo Farinatti

Hush is a system that unites functionality and design. The wall module is composed of an aluminum profile for a direct and indirect integrated LED light source and components to be fixed to the wall.

Integrated driver.

code	dimension	Kg	colour	LED integrated/bulb	Unit price
WALL SINGLE LAMP					
direct/indirect light profile 24V					
40074.3/GR	L 125 P 5 H 8	2	grey	230V 47W 4620lm 3000K 28W 1944lm 3000K	590,00
40075	head support for wall (E)	0,2	grey		42,00
40132/GR	kit supports for wall (C) with ceiling rose	0,2	grey		110,00



Hush wall - only absorbing panel

Hush is a system that unites functionality and design. This version is made of a wall absorbing panel available in different colours and components to be fixed to the wall.



ABSORBING PANEL for wall (no light)					
40112/BI	L 159 H 44 P 2,2 2,3		white		305,00
40112/VE	L 159 H 44 P 2,2 2,3		green		305,00
40134/GR	kit 2 wall supports to fix the panel to the wall				90,00

LIGHT&SOUND SYSTEM
sound-absorbing panels
with **SNOWSOUND®**
technology

(CAIMI brevetti)





ADI DESIGN INDEX 2003

SHANGHAI - SUSPENSION MADE BY TERMINAL JOINTS (AND INTERMEDIATE) + POLYCARBONATE TUBE

Terminal joint

polycarbonate wall/ceiling terminal joint, in white or transparent, aluminium base. Cable length maximum 3,5 m



TERMINAL JOINT FOR LED TUBE WITH POWER CABLE

30642	interaxe L 151	0,5	white	1x20W LED G5 T5		90,00
30642/T	interaxe L 151	0,5	transparent	1x20W LED G5 T5		70,00

TERMINAL JOINT FOR LED TUBE WITHOUT POWER CABLE

30642.1	interaxe L 151	0,5	white	1x20W LED G5 T5 230V		80,00
30642.1/T	interaxe L 151	0,5	transparent	1x20W LED G5 T5 230V		60,00



Intermediate joint

Intermediate wall/ceiling joint in polycarbonate, in white or transparent, aluminium base. Cable length maximum 3,5 m



INTERMEDIATE JOINT FOR LED TUBE WITH POWER CABLE

30640	interaxe L 151	0,5	white	2x20W LED G5 T5		120,00
30640/T	interaxe L 151	0,5	transparent	2x20W LED G5 T5		100,00

INTERMEDIATE JOINT FOR LED TUBE WITHOUT POWER CABLE

30640.1	interaxe L 151	0,5	white	2x20W LED G5 T5 230V		100,00
30640.1/T	interaxe L 151	0,5	transparent	2x20W LED G5 T5 230V		80,00



5289.2 tube led				20W LED G5 T5 3000K 230V		56,00
------------------------	--	--	--	--------------------------	--	--------------

SHANGHAI WALL/CEILING MADE BY TERMINAL JOINTS (AND INTERMEDIATE) + POLYCARBONATE TUBE

Terminal joint

polycarbonate wall/ceiling terminal joint, in white or transparent, aluminium base.



TERMINAL JOINT FOR LED TUBE WITH POWER CABLE

30728	interaxe L 151	0,5	white	1x20W LED G5 T5		90,00
30728/T	interaxe L 151	0,5	transparent	1x20W LED G5 T5		73,00

TERMINAL JOINT FOR LED TUBE WITHOUT POWER CABLE

30728.1	interaxe L 151	0,5	white	1x20W LED G5 T5 230V		83,00
30728.1/T	interaxe L 151	0,5	transparent	1x20W LED G5 T5 230V		63,00



Intermediate joint

Intermediate wall/ceiling joint in polycarbonate, in white or transparent, aluminium base.



INTERMEDIATE JOINT FOR LED TUBE WITH POWER CABLE

30729	interaxe L 151	0,5	white	2x20W LED G5 T5		110,00
30729/T	interaxe L 151	0,5	transparent	2x20W LED G5 T5		90,00

INTERMEDIATE JOINT FOR LED TUBE WITHOUT POWER CABLE

30729.1	interaxe L 151	0,5	white	2x20W LED G5 T5 230V		90,00
30729.1/T	interaxe L 151	0,5	transparent	2x20W LED G5 T5 230V		65,00




5289.2 tube led				20W LED G5 T5 3000K 230V		56,00
------------------------	--	--	--	--------------------------	--	--------------

ACCESSORIES

Power box for LED version


in lacquered aluminium.



30647	L 142 Ø 3	0,5	transparent			23,00
--------------	-----------	-----	-------------	--	--	--------------

Antiglare microperforated screen

in aluminium to be put on the polycarbonate tube through the spring.



30650		0,5	silver			58,00
--------------	--	-----	--------	--	--	--------------

Radiant film


to be inserted inside the tube.

30775 film Radiant			multicolor			25,00
---------------------------	--	--	------------	--	--	--------------

30902 diffuse film for LED tube						10,00
--	--	--	--	--	--	--------------

Power box for LED version

in lacquered aluminium.



ceiling rose for LED version

30721/B1	Ø 12 H 3	0,5	white			22,00
-----------------	----------	-----	-------	--	--	--------------

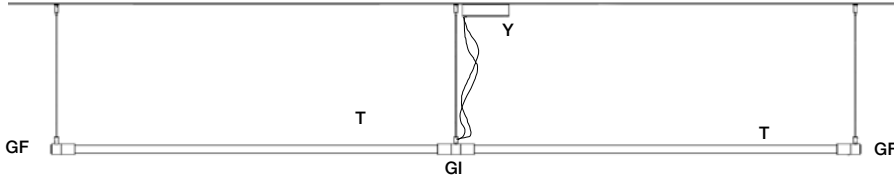
SUSPENSION LED TUBE VERSION

single configuration



Y n. 1 ceiling rose	30721/BI	22,00
GF n. 2 joints terminaux for T5	30642 + 30642.1 or 30642/T + 30642.1/T	170,00 130,00
T n. 1 polycarbonate tube	30647	23,00
n. 1 led tube	5289.2	56,00


double configuration



Y n. 1 ceiling rose	30721/BI	22,00
GF n. 2 terminal joints for T5	30642.1 or 30642.1/T	2x80,00 2x60,00
GI n.1 intermediate joint for T5	30640 or 30640/T	120,00 100,00
T n. 2 polycarbonate tubes	30647	2x23,00
n. 2 led tubes	5289.2	2x56,00

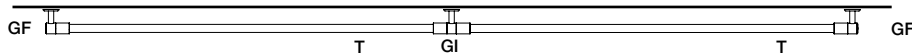
LED TUBE VERSION - WALL/CEILING

single configuration



GF n. 2 terminal joints for T5	30728 + 30728.1 or 30728/T + 30728.1/T	173,00 136,00
T n. 1 tube polycarbonateo	30647.1	23,00
n. 1 led tube	5289.2	56,00

double configuration




GF n. 2 terminal joints T5	30728.1 or 30728.1/T	2x83,00 2x63,00
GI n. 1 intermediate joint for T5	30729 or 30729/T	110,00 90,00
T n. 2 tubes polycarbonate	30647	2x23,00
n. 2 led tubes	5289.2	2x56,00

Shanghai

design Studio Lucchi & Biserni, Angelo Micheli

Suspension lamp diffused light, made of 4 lighting devices with the possibility to change the height and angle of any devices to create infinite lighting effects.

Suspension cables 3,5 m




2053/4/L/1
LED tubes included

Ø 150

7

transparent

4x20W LED G5 T5 3000K 230V  **non-dimmable**

1.340,00

ceiling rose dimensions Ø 50 H 6

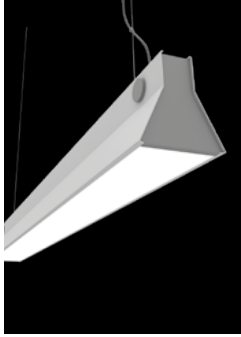


Sound

design Emiliana Martinelli

Suspension lamp direct/diffused light. Grey lacquered aluminium structure, Prismatic transparent anti-glare diffuser. UGR<19
Integrated LED light source and dimmable electronic driver Push/dali into the body lamp.

Suspension cables 3,5 m



code	dimension	Kg	colour	LED integrated/bulb	Unit price
2098/DIM/L/1/GR	H 15 L 150	5,5	grey	60W LED 5900lm 3000K dimmable Push/Dali	690,00
CRI90 UGR<19					



Calabrone

design Emiliana Martinelli

CALABRONE SPOTS SUSPENSION

Modular suspension lamp, aluminium tubular structure with four swivel spots for **integrated LED light source** with medium beam angle. Black aluminium structure. A special joint is available to join together various units.
Dimmable driver Push, Dali

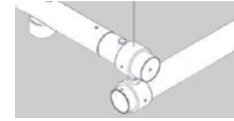
Suspension cables 3,5 m



2090/DIM/NE	Ø 4,5 L 133	3,5	black	4x9W LED 4x1334lm 3000K medium	1.310,00
2090/G/DIM/NE	Ø 4,5 L 270	7	black	8x9W LED 8x1334lm 3000K medium	2.530,00
30869/NE	connection joint to join the modules				70,00



dimmable driver inside the ceiling rose



CALABRONE SUSPENSION

Suspension lamp made with an aluminium swiveled tube, diffused light. **Integrated LED light source.**

Suspension cables 3,5 m



2097/NE	Ø 4,5 L 160	3	black	20W LED 2900lm 3000K	610,00
30869/NE	connection joint to join the modules				70,00

driver inside the ceiling rose



CALABRONE SPOT WALL/CEILING

Wall/ceiling lamp, swivel/direct light. Black aluminium structure with swivel spots. **Integrated LED light source.**
Optics available in different beams: narrow, medium, wide.



1433/NE	Ø 4,5 H 40	2,5	black	9W LED 1334lm 3000K medium	310,00
1433/J/NE	Ø 4,5 H 20	2,5	black	9W LED 1334lm 3000K medium	290,00

remote electronic driver



CALABRONE SPOT STANDING

Standing lamp, swivel/direct light, black aluminium structure with 3 independant swivel spots. **Integrated LED light source. Electronic driver on plug.**

Optics available in different beams: narrow, medium, wide.



2293/3/NE	Ø 4,5 H 170	10	black	3x9W LED 3x1334lm 3000K medium	1.200,00




Calabronet

design Emiliana Martinelli - Andrea Menchini

Combinable swivel system, direct/indirect diffused light. Composed of two length of aluminium tubular profiles (70 cm - 160 cm) connected together with particular joints to create different configurations and ceiling rose for several profiles, to be fixed on the ceiling.

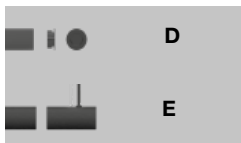


Variants of 70 and 160 cm of length with 2 and 4 spots with **integrated LED light source** connected together with particular joints to create different configurations and electronic driver inserted into the ceiling rose, to be fixed on the ceiling or false ceiling for two contiguous modules.

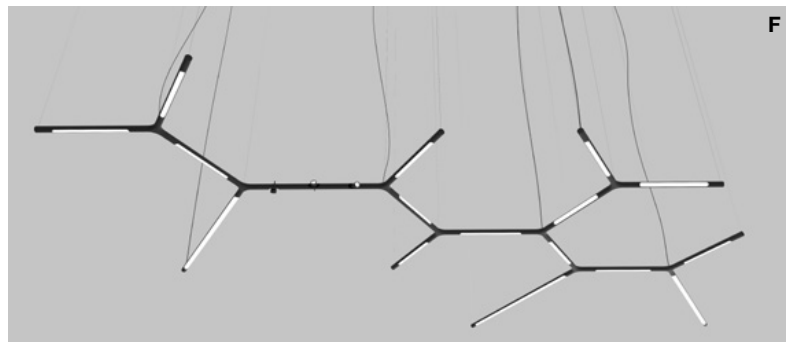


Suspension cables 3,5 m


Optics available in different beams: narrow, medium, wide.



code	dimension	Kg	colour	LED integrated/bulb	Unit price
MODULE cm 70 and 160					
40030/NE	Ø 4,5 L 70	0,9	black	8W LED 1100lm 3000K 230V	320,00
40031/NE	Ø 4,5 L 160	1,8	black	20W LED 2900lm 3000K 230V	430,00
MODULE SPOT cm 70 and 160 beam medium					
40033/NE	Ø 4,5 L 70	1,5	black	2x9W 2x1334lm LED 3000K	540,00
40137/NE	Ø 4,5 L 160	2,8	black	4x9W 4x1334lm LED 3000K	1.060,00
JOINT 120° with suspension steel cable (A)					
40032/NE	Ø 4,5 L 14x16	0,2	black		40,00
JOINT 90° with suspension steel cable (B)					
40052/NE	Ø 16,5	0,2	black		30,00
MIDDLE JOINT with suspension steel cable (C)					
40049/NE	Ø 4,5 L 10	0,2	black		30,00
TERMINAL HEAD Ø 4 for JOINT code 40032/NE (D)					
40034/NE					10,00
TERMINAL JOINT WITH CLOSED HEAD Ø 4 L 10 and suspension steel cable (E)					
40037/NE					60,00
CEILING ROSE WITH DRIVER AND POWER CABLE - NON-DIMMABLE 230/24V (F)					
40036/NE	Ø 20 H3		black	50W	130,00
40114/NE	Ø 23 H3		black	75W	160,00
40158/NE	Ø 31 H3		black	150W	230,00
40160/NE	Ø 31 H3		black	240W	260,00
CEILING ROSE FOR TRIS COMPOSITION WITH DRIVER AND POWER CABLE - NON-DIMMABLE 230/24V (G)					
40114.1/NE	Ø 23 H3		black	75W	170,00
40158.1/NE	Ø 31 H3		black	150W	240,00



free compositions vertical suspension cables



tris compositions central suspension cables

Kokouno

design studio PLS & Lorenzo Perini

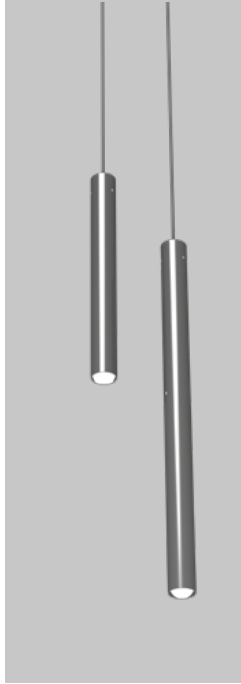
KOKOUNO SUSPENSION

Suspension lamp with direct light. Painted aluminium tubular structure available in different finishes, with cable and small box for ceiling mounting. In two lengths and two diameters.

Integrated electronic driver in the ceiling rose.

Suspension cable 3,5 m

wide or narrow optics on request.



code	dimension	Kg	colour	LED integrated/bulb	LED	Unit price
2093/BI	Ø 5,5 H 80	1,3	white	12W LED 1230lm 3000K medium	LED	240,00
2093/NE	Ø 5,5 H 80	1,3	black	12W LED 1230lm 3000K medium	LED	240,00
2093/AU	Ø 5,5 H 80	1,3	pearl gold	12W LED 1230lm 3000K medium	LED	250,00
2093/CO	Ø 5,5 H 80	1,3	corten	12W LED 1230lm 3000K medium	LED	250,00
2093/50/BI	Ø 5,5 H 50	1,3	white	12W LED 1230lm 3000K medium	LED	230,00
2093/50/NE	Ø 5,5 H 50	1,3	black	12W LED 1230lm 3000K medium	LED	230,00
2093/50/AU	Ø 5,5 H 50	1,3	pearl gold	12W LED 1230lm 3000K medium	LED	240,00
2093/50/CO	Ø 5,5 H 50	1,3	corten	12W LED 1230lm 3000K medium	LED	240,00

2093/J/BI	Ø 3 H 80	1	white	4W LED 420lm 3000K medium	LED	240,00
2093/J/NE	Ø 3 H 80	1	black	4W LED 420lm 3000K medium	LED	240,00
2093/J/AU	Ø 3 H 80	1	pearl gold	4W LED 420lm 3000K medium	LED	250,00
2093/J/CO	Ø 3 H 80	1	corten	4W LED 420lm 3000K medium	LED	250,00
2093/J/50/BI	Ø 3 H 50	0,8	white	4W LED 420lm 3000K medium	LED	220,00
2093/J/50/NE	Ø 3 H 50	0,8	black	4W LED 420lm 3000K medium	LED	220,00
2093/J/50/AU	Ø 3 H 50	0,8	pearl gold	4W LED 420lm 3000K medium	LED	230,00
2093/J/50/CO	Ø 3 H 50	0,8	corten	4W LED 420lm 3000K medium	LED	230,00



KOKOUNO CEILING

Direct light ceiling lamp. Tubular aluminium structure painted in different finishes.

Integrated LED light source.

Wide or narrow optics on request



2899/BI	Ø 5,5 H 25	0,7	white	12W LED medium 1230lm 3000K	LED	200,00
2899/NE	Ø 5,5 H 25	0,7	black	12W LED medium 1230lm 3000K	LED	200,00
2899/AU	Ø 5,5 H 25	0,7	pearl gold	12W LED medium 1230lm 3000K	LED	205,00
2899/CO	Ø 5,5 H 25	0,7	corten	12W LED medium 1230lm 3000K	LED	205,00



KOKOUNO WALL

Wall lamp with direct/indirect light. Structure in polished or painted tubular aluminium in different finishes.

Integrated LED light source,

electronic driver integrated in the body lamp.

Available in two lengths.

Wide or narrow optics on request



KOKO 50 direct/indirect light						
1454/BI	Ø 5,5 H 50	0,7	white	24W LED medium 2460lm 3000K	LED	290,00
1454/NE	Ø 5,5 H 50	0,7	black	24W LED medium 2460lm 3000K	LED	290,00
1454/AU	Ø 5,5 H 50	0,7	pearl gold	24W LED medium 2460lm 3000K	LED	310,00
1454/CO	Ø 5,5 H 50	0,7	corten	24W LED medium 2460lm 3000K	LED	310,00
KOKO 25 direct light						
1454/J/BI	Ø 5,5 H 25	0,7	white	12W LED medium 1230lm 3000K	LED	260,00
1454/J/NE	Ø 5,5 H 25	0,7	black	12W LED medium 1230lm 3000K	LED	260,00
1454/J/AU	Ø 5,5 H 25	0,7	pearl gold	12W LED medium 1230lm 3000K	LED	270,00
1454/J/CO	Ø 5,5 H 25	0,7	corten	12W LED medium 1230lm 3000K	LED	270,00




Pistillo

design Emiliana Martinelli

Suspension lamp, diffused light, opal white methacrylate tube, hanged with 2 steel cables or 1 steel cable (vertical position). **Complete with electronic dimmable driver in ceiling rose**

Dimmer: Push, Dali, Triac, 0-10V, 1-10V

Suspension cables H 3,5 m



2063/L/1	Ø 12 L 180	5	white	60W LED 4700lm 3000K	LED	770,00
2063/DIM/L/1	Ø 12 L 180	5	white	60W LED 4700lm 3000K dimmable DALI	LED	870,00
PISTILLO LED RGB						
2063/L	Ø 12 L 180	5	white	100W LED 11000lm RGB dimmable DALI	LED	on request



suspension cables 3,5 m




Colibrì System

design Emiliana Martinelli

code dimension Kg colour LED integrated/bulb € Unit price

Wall, ceiling, suspension devices with integrated LED light source. Single or multiple swivel head, on a tubular support structure in black anodized aluminium.

Wall lamp, direct light, swivel and rotating head, **electronic driver not included to built-in. Integrated LED light source.**



1406/NE Ø 2,5 → 16 0,2 anodized black 3W LED 250lm 3000K **170,00**

30811.1 electronic driver 25W built-in **32,00**



COLIBRÌ WALL

Wall device, direct/indirect light, rotating and swiveling base, **electronic driver included in the base. Integrated LED light source.**



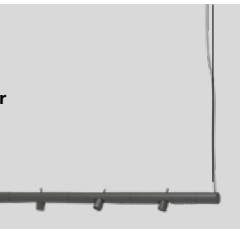
1410/B/NE Ø 2,5 L 41 → 18 1,2 anodized black base Ø 12 20W LED 1600lm 3000K **560,00**

1410/B/AU Ø 2,5 L 41 → 18 1,2 anodized gold base Ø 12 20W LED 1600lm 3000K **560,00**



COLIBRÌ SUSPENSION

Suspension device, aluminium tubular structure, independent swivel and rotating heads, **driver included in the ceiling rose. Integrated LED light source. Suspension cables 3,5 m**




2070/NE Ø 2,5 L 100 1,2 anodized black 6x3W LED 1500lm 3000K **980,00**

suspension cables 3,5 m



COLIBRÌ SUSPENSION

Suspension lamp, swivel direct/indirect light. Black anodized aluminium structure. **Integrated LED light source. Integrated electronic driver into the body lamp. Suspension cables 3,5 m**



2087/NE Ø 2,5 L 167 1,8 anodized black 14W LED 2300lm 3000K **610,00**

suspension cables 3,5 m



Colibrì

design Emiliana Martinelli

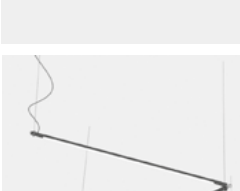
Modular lamp, direct/indirect light tubular structure in natural anodized aluminium. **Integrated LED light source.**

A spherical magnetic joint allows to Colibrì to have different angles, so you can create infinite configuration in the space. Colibrì modules are suspended as single modules or joined with the power cable to 1/2/3 continuous modules, to be connected after the remote driver or to the ceiling rose. It is available even a special radiant film to be put inside the diffuser of the modules to enhance its dynamism. (optional)

Suspension cables 3,5 m

Available even for wall

On request with dimmable driver



MODULES

2080/1/NE Ø 2,5 1x L 137 1,5 anodized black 1x14W 1x2300lm 3000K **420,00**
magnetic sphere not included

2080/1/BZ Ø 2,5 1x L 137 1,5 anodized bronze 1x14W 1x2300lm 3000K **420,00**
magnetic sphere not included

2080/2/NE Ø 2,5 2x L 137 3,1 anodized black 2x14W 2x2300lm 3000K **840,00**
1 magnetic sphere included

2080/2/BZ Ø 2,5 2x L 137 3,1 anodized bronze 2x14W 2x2300lm 3000K **840,00**
1 magnetic sphere included

2080/3/NE Ø 2,5 3x L 137 4,6 anodized black 3x14W 3x2300lm 3000K **1.270,00**
2 magnetic spheres included

2080/3/BZ Ø 2,5 3x L 137 4,6 anodized bronze 3x14W 3x2300lm 3000K **1.270,00**
2 magnetic spheres included

40072 radiant film 0,1 **30,00**

30836 magnetic sphere Ø 2,5 0,07 **30,00**

WALL SUPPORTS

40123/NE wall support Ø 2,5 H 4 0,1 black **13,00**

40123/BZ wall support Ø 2,5 H 4 0,1 bronze **17,00**

40123.1/NE wall support Ø 2,5 H 8 0,1 black **13,00**

40123.1/BZ wall support Ø 2,5 H 8 0,1 bronze **17,00**

CEILING ROSES with driver 230/24V

40114/NE Ø 22 1 black max 3 modules 75W **160,00**

40114/BZ Ø 22 1 bronze max 3 modules 75W **190,00**

Driver on plug 230/24V

40167/NE Driver on plug kit black 60W **80,00**



Colibrì System

design Emiliana Martinelli

COLIBRÌ WALL

Wall lamp, swivel direct/indirect light. Black anodized aluminum structure.

Integrated LED light source. Integrated electronic driver into the body lamp.

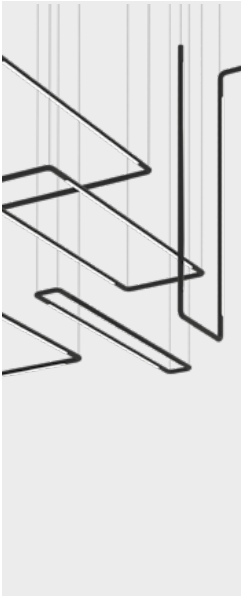


code	dimension	Kg	colour	LED integrated/bulb	Unit price
1421/NE	Ø 2,5 P 11,5 L 167	2	anodized black	14W LED 2300lm 3000K	630,00

Colibrì Q

design Emiliana Martinelli

Colibrì is a modular light system to be suspended or for wall, composed of linear swivel modules having different lengths. The modules are in tubular aluminum painted black, for **integrated LED light source**, with a white opal polycarbonate diffuser joined through a 90° corner L-joint that also allows creating square or rectangular configurations, as well as two-dimensional and three-dimensional creative solutions. **Dimmable driver inserted in the ceiling rose or remote.**



Suspension cables 3,5 m



MODULES WITH LIGHT

40081/NE	Ø 2,5 L130	1	black	14W 2300lm 3000K 24V	350,00
40082/NE	Ø 2,5 L65	0,5	black	7W 1150lm 3000K 24V	250,00
40083/NE	Ø 2,5 L30	0,3	black	3,5W 580lm 3000K 24V	170,00

CONNECTION MODULES

40115/NE	Ø 2,5 L15	0,08	black	module without light	30,00
40116/NE	Ø 2,5 L30	0,15	black	module without light	30,00

JOINTS

40084/NE	Ø 2,5 L5x5	0,05	black	90° joint without cable	20,00
40101/NE	Ø 2,5 H5	0,05	black	terminal joint without cable	30,00
40117/NE	Ø 2,5 L5x5	0,1	black	90° joint with cable	35,00
40118/NE	Ø 2,5xH5	0,1	black	terminal joint with cable	47,00
40129/NE	Ø 2,5xH5	0,1	black	intermediate joint with power cable	35,00
40130/NE	Ø 2,5xH5	0,1	black	intermediate joint without power cable	18,00

CEILING ROSE

40163/NE	L 30x8 H5	1,5	black	ceiling rose with driver 75W 24V	63,00
40085/NE	L 30x8 H5	1,5	black	ceiling rose with driver 120W 24V	100,00
40102/NE	L 60x8 H5	2,5	black	ceiling rose with driver 240W 24V	140,00

WALL SUPPORTS

40161/NE	P 7	0,1	black		44,00
40162/NE	P11	0,1	black		47,00

Olympic

design Elio Martinelli - Emiliana Martinelli

Wall lamp diffused light. Metal structure and sanded glass diffuser. **Integrated LED light source. Dimmable electronic driver.**



1290/DIM/L/1/BI	Ø 40 h 28 → 58	5,6	white	30W LED 3900lm 3000K dimnable Push/Dali	on request
1290/DIM/L/1/AN	Ø 40 h 28 → 58	5,6	anthracite	30W LED 3900lm 3000K dimnable Push/Dali	on request



Nuvole Vagabonde

design Elio Martinelli - Emiliana Martinelli

Suspension lamp, diffused light. Metal structure, diffuser elements in white opal methacrylate. For **LED light bulbs.**



2011/110/2/L/1/BI	Ø 110 H 70	20	white	4x18W LED E27 3000K	4.960,00
2011/80/L/1/BI	Ø 80 H 40	16	white	3X15W LED E27 3000K	2.600,00
2011/J	Ø 40 H 40	3,5	white	15W LED E27 3000K	530,00

suspension cable 3,5 m

Spots for electrified track 48V

System U

design Studio Natural

U system is composed of direct/adjustable light spotlights that can be oriented thanks to

a special swivel joint. It is characterized by a terminal that embraces and it's connected with an adapter to the electrified track 48V.

Integrated LED light source available with narrow and wide optics. Remote driver.

The electrified track 48V is suitable for the ceiling/wall or suspended version.

48V electrified track page 64



code	dimension	Kg	colour	LED integrated/bulb	€	Unit price
1441/20/BI	Ø 7 H 10	0,5	white	13W LED 1950lm narrow 3000K	190,00	190,00
1441/20/NE	Ø 7 H 10	0,5	black	13W LED 1950lm narrow 3000K	190,00	190,00
1441/38/BI	Ø 7 H 10	0,5	white	13W LED 1950lm wide 3000K	190,00	190,00
1441/38/NE	Ø 7 H 10	0,5	black	13W LED 1950lm wide 3000K	190,00	190,00
non dimmable 48V						
1441/20/DIM/BI	Ø 7 H 10	0,5	white	13W LED 1950lm narrow 3000K	220,00	220,00
1441/20/DIM/NE	Ø 7 H 10	0,5	black	13W LED 1950lm narrow 3000K	220,00	220,00
1441/38/DIM/BI	Ø 7 H 10	0,5	white	13W LED 1950lm wide 3000K	220,00	220,00
1441/38/DIM/NE	Ø 7 H 10	0,5	black	13W LED 1950lm wide 3000K	220,00	220,00
dimmable 48V with bluetooth devices (545J or 500X) 						



SUSPENSION for electrified track

Suspension lamp with direct/adjustable light. Painted aluminum structure.

Integrated LED light source with optics in different light beams. With suspension cable L 2,5m and 48V electrified track adapter.

48V electrified track page 64



21012/20/BI	Ø 7 H 10	0,5	white	13W LED 1950lm narrow 3000K	230,00	230,00
21012/20/NE	Ø 7 H 10	0,5	black	13W LED 1950lm narrow 3000K	230,00	230,00
21012/38/BI	Ø 7 H 10	0,5	white	13W LED 1950lm wide 3000K	230,00	230,00
21012/38/NE	Ø 7 H 10	0,5	black	13W LED 1950lm wide 3000K	230,00	230,00
non dimmable 48V						
21012/20/DIM/BI	Ø 7 H 10	0,5	white	13W LED 1950lm narrow 3000K	260,00	260,00
21012/20/DIM/NE	Ø 7 H 10	0,5	black	13W LED 1950lm narrow 3000K	260,00	260,00
21012/38/DIM/BI	Ø 7 H 10	0,5	white	13W LED 1950lm wide 3000K	260,00	260,00
21012/38/DIM/NE	Ø 7 H 10	0,5	black	13W LED 1950lm wide 3000K	260,00	260,00
dimmable 48V with bluetooth devices (545J or 500X) 						




SUSPENSION single with ceiling rose

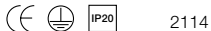
Suspension lamp with direct/adjustable light. Painted aluminum structure.

Integrated LED light source with optics in different light beams. With suspension cable L 2,5m and ceiling rose for single suspension.

Suspension cables 3,5 m



SPOT WITH REMOTE DRIVER 350mA						
21014/20/BI	Ø 7 H 10	0,5	white	13W LED 1950lm narrow 3000K	200,00	200,00
21014/20/NE	Ø 7 H 10	0,5	black	13W LED 1950lm narrow 3000K	200,00	200,00
21014/38/BI	Ø 7 H 10	0,5	white	13W LED 1950lm wide 3000K	200,00	200,00
21014/38/NE	Ø 7 H 10	0,5	black	13W LED 1950lm wide 3000K	200,00	200,00
remote driver						
40165		1		40W 230V/350mA (max 3 spots) dimmable	85,00	85,00



2114



2113

CEILING/WALL

Direct light spotlight that can be oriented thanks to a special adjustable joint. Painted aluminium structure.

Integrated LED light source with different light beams optics. Integrated driver or remote.



SPOT WITH INTEGRATED DRIVER - L17						
1452/20/BI	Ø 7 → 17	0,5	white	13W LED 1950lm narrow 3000K	280,00	280,00
1452/20/NE	Ø 7 → 17	0,5	black	13W LED 1950lm narrow 3000K	280,00	280,00
1452/38/BI	Ø 7 → 17	0,5	white	13W LED 1950lm wide 3000K	280,00	280,00
1452/38/NE	Ø 7 → 17	0,5	black	13W LED 1950lm wide 3000K	280,00	280,00
integrated driver in the ceiling rose 230/350mA						



1452



1452/J

SPOT WITH REMOTE DRIVER 350mA - L10						
1452/J/20/BI	Ø 7 → 10	0,5	white	13W LED 1950lm narrow 3000K	190,00	190,00
1452/J/20/NE	Ø 7 → 10	0,5	black	13W LED 1950lm narrow 3000K	190,00	190,00
1452/J/38/BI	Ø 7 → 10	0,5	white	13W LED 1950lm wide 3000K	190,00	190,00
1452/J/38/NE	Ø 7 → 10	0,5	black	13W LED 1950lm wide 3000K	190,00	190,00
remote driver						
40165		1		40W 230V/350mA (max 3 spots) dimmable	85,00	85,00

Spots for electrified track 48V

Cip

design Emiliana Martinelli

Swivel spots with **integrated LED light source** with different luminous beams, with adapter for electrified track 48V, suspension, to be fixed to the ceiling or to built-in. Lacquered aluminium structure in white and black colours.



48V electrified track page 64

UGR<19



code	dimension	Kg	colour	LED integrated/bulb	Unit price
1449/14/BI	Ø 5 H 13	1	white	12W LED 1230lm 3000K fascio narrow	270,00
1449/14/NE	Ø 5 H 13	1	black	12W LED 1230lm 3000K fascio narrow	270,00
1449/32/BI	Ø 5 H 13	1	white	12W LED 1230lm 3000K fascio wide	270,00
1449/32/NE	Ø 5 H 13	1	black	12W LED 1230lm 3000K fascio wide	270,00
non dimmable					
1449/14/DIM/BI	Ø 5 H 13	1	white	12W LED 1230lm 3000K fascio narrow	300,00
1449/14/DIM/NE	Ø 5 H 13	1	black	12W LED 1230lm 3000K fascio narrow	300,00
1449/32/DIM/BI	Ø 5 H 13	1	white	12W LED 1230lm 3000K fascio wide	300,00
1449/32/DIM/NE	Ø 5 H 13	1	black	12W LED 1230lm 3000K fascio wide	300,00

dimmable with bluetooth devices (545J or 500X)


Grillo

design Emiliana Martinelli

A small adjustable and directional light suitable for museum exhibitions. Black anodized aluminium structure.

Integrated LED light source, remote electronic driver (not included).

2 versions: with support to fix it on a plane or with adapter in order to fix it to the 48V electrified track.



1438/NE	Ø 3 L 4	0,4	black	5W LED 360lm 3000K medium	110,00
505X	remote lighting driver 20W (max n° 3 spots)				15,00
GRILLO WITH ADAPTER TO BE FIXED TO ELECTRIFIED TRACK - 48V					
1450/24/NE	Ø 3 L 4	0,4	black	5W LED 360lm 3000K	170,00
1450/2/24/NE	2x Ø 3 L 4	0,7	black	2x5W LED 2x360lm 3000K	290,00
2 Grillo devices on the same adapter					
30811.1	remote electronic driver 25W (max n°4 spots)				32,00

Spots for electrified track 230V



R19

Studio tecnico ML

Adjustable/direct light spotlight with 230V electrified track adapter. An adjustable system with bifocal lens allows you to control the opening angle of the light beam from 15 ° to 60 ° while maintaining a high luminous efficacy. Structure in lacquered aluminum.

Integrated LED light source, driver integrated in the lamp body.



code	dimension	Kg	colour	LED integrated/bulb	Unit price	€
2887/BI	7,5 x H 24/26	1	white	20W LED 15°-60° 2430lm 3000K 	220,00	
2887/NE	7,5 x H 24/26	1	black	20W LED 15°-60° 2430lm 3000K 	220,00	

Electrified track 230V page 64



Electrified Track

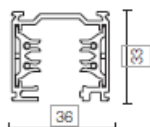


Unit price

code dimension Kg colour

Electrified track 230V

Available in white or black colour



SINGLE COMPONENTS

electrified track 230V cm. 100	5955/BI	L 100	1,2	white	60,00
	5955/NE	L 100	1,2	black	60,00
electrified track 230V cm. 200	5956/BI	L 200	2,4	white	120,00
	5956/NE	L 200	2,4	black	120,00
electrified track 230V cm. 300	5957/BI	L 300	3,6	white	180,00
	5957/NE	L 300	3,6	black	180,00
alimantation right	5958/BI		0,1	white	20,00
	5958/NE		0,1	black	20,00
alimantation left	5959/BI		0,1	white	20,00
	5959/NE		0,1	black	20,00
linear joint	5960/BI		0,1	white	12,00
	5960/NE		0,1	black	12,00
angle joint - 90° - L	5961/BI		0,1	white	40,00
	5961/NE		0,1	black	40,00
angle joint - T	5962/BI		0,1	white	60,00
	5962/NE		0,1	black	60,00
cross joint	5963/BI		0,1	white	78,00
	5963/NE		0,1	black	78,00
terminal head	5964/BI		0,1	white	3,00
	5964/NE		0,1	black	3,00
suspension cable with terminal ceiling rose (3 m)	5965/BI		0,1	white	10,00
	5965/NE		0,1	black	10,00
ceiling connector kit to fix to the ceiling	5967		0,1		10,00

available on request recessed track

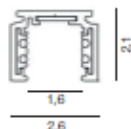
Electrified track 48V

A small-sized track, in different lengths. Pre-arranged for fixing swivel spotlights and small modules in the diffused light or UGR versions. Suspension or fixed to the ceiling, joined through linear joints, and at a 90° angle, it is possible to follow and illuminate pathways and professional environments with accentuated or diffused light. For the Sistema U, Grillo and Cip spotlights.

Available in white or black colour.

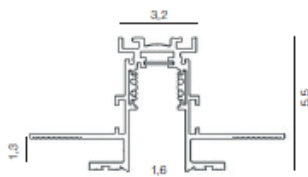
SUSPENSION ELECTRIFIED TRACK

track L cm. 100	519.1J	L 100	0,8	white	48V	70,00
	519J	L 100	0,8	black	48V	70,00
track L cm. 200	520.1J	L 200	1,6	white	48V	160,00
	520J	L 200	1,6	black	48V	160,00
track L cm. 300	521.1J	L 300	2,4	white	48V	250,00
	521J	L 300	2,4	black	48V	250,00



BUILT-IN ELECTRIFIED TRACK

track L cm. 100	591J/NE	L 100	0,8	black	48V	140,00
track L cm. 200	592J/NE	L 200	1,6	black	48V	270,00
	593J/NE	L 300	2,4	black	48V	400,00
track L cm. 300						



TRACK CONNECTION JOINTS


terminal head	523.1J		0,1	white	48V	8,00
	523J		0,1	black	48V	8,00
linear joint	524.1J		0,1	white	48V	20,00
	524J		0,1	black	48V	20,00
angle joint - 90° - L	525.1J		0,1	white	48V	70,00
	525J		0,1	black	48V	70,00
flexible joint	544.1J		0,1	white	48V	135,00
	544J		0,1	black	48V	135,00
suspension cable 1,5 m	526J		0,1	black		18,00
power supply 48V	522J		0,1	black	48V	48,00

suspension version of the indirect light track available on request

Electrified Track

code	dimension	Kg	colour	LED integrated/bulb	Unit price
REMOTE DRIVER 230/48V					
5142.3		0,6		60W 230/48V	40,00
5142.1		0,6		100W 230/48V	60,00
5142.2		1		200W 230/48V	80,00
CEILING ROSE WITH DRIVER 230/48V					
40086/BI		1,5	white	100W 230/48V	170,00
40086/NE		1,5	black	100W 230/48V	170,00
40086.1/BI		1,9	white	200W 230/48V	215,00
40086.1/NE		1,9	black	200W 230/48V	215,00

DIMMABLE BLUETOOTH DEVICES

545.1J			white		540,00
545J			black		540,00
bluetooth device for independent dimming of each individual spotlight - CASAMBI - App iOS e Android - Free - to be applied directly to the track					
500X					100,00
bluetooth device for dimming the complete 48V electrified track to be inserted into the ceiling rose					







Diffused light modules or with UGR diffuser to be fixed to the track 48V

CRI>90

LINEAR LIGHT MODULES with opal diffuser

		565.1J	L 28,6	0,2	white	6W 744lm 3000K 48V		260,00
		565J	L 28,6	0,2	black	6W 744lm 3000K 48V		260,00
		567.1J	L 141	1	white	29,8W 3720lm 3000K 48V		500,00
		567J	L 141	1	black	29,8W 3720lm 3000K 48V		500,00

LINEAR LIGHT MODULES with diffuser UGR <19


		566.1J	L 28,6	0,2	white	5,6W 579lm 3000K 48V		300,00
		566J	L 28,6	0,2	black	5,6W 579lm 3000K 48V		300,00
		597.1J	L 113	0,8	white	18,2W 2087lm 3000K 48V		620,00
		597J	L 113	0,8	black	18,2W 2087lm 3000K 48V		620,00

on request available with 2700K and 4000K and with prismatic screen



ACCESSORY
light-breaking channel

Painted aluminum channel
available in three lengths
depending on the module.



ACCESSORY light-breaking channel

40168/GI	H 6 L 28,6 cm	yellow	20,00
40168.1/GI	H 6 L 113 cm	yellow	40,00
40168.2/GI	H 6 L 141 cm	yellow	60,00
40168/NE	H 6 L 28,6 cm	black	20,00
40168.1/NE	H 6 L 113 cm	black	40,00
40168.2/NE	H 6 L 141 cm	black	60,00

OUTDOOR

pag. 67-74

outdoor

€

Lady Galala

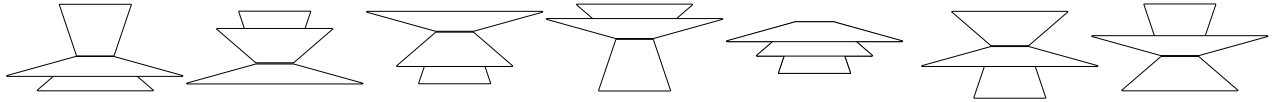
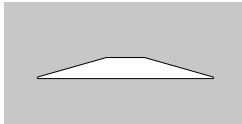
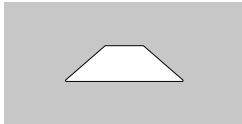
design Peluffo&Partners

Modular diffused light pendant lamp consisting of 3 different satin-finish methacrylate diffusers in 4 colours and an internal support with a satin-finish glass screen designed for an LED bulb. By combining the diffusers of different shapes and colours, various configurations can be obtained (see examples). Indoor version also available.

Suspension cable 3,5 m



code	dimension	Kg	colour	LED integrated/bulb	Unit price
LAMP BODY					
40171.1/BI	Ø 12,5 H 25	1,5	white	12W E27 LED	310,00
40171.1/AN	Ø 12,5 H 25	1,5	anthracite	12W E27 LED	310,00
METHACRYLATE DIFFUSERS					
40172.1/BI	Ø 25 H 18	0,3	white		70,00
40172.1/GI	Ø 25 H 18	0,3	yellow		70,00
40172.1/AR	Ø 25 H 18	0,3	orange		70,00
40172.1/BL	Ø 25 H 18	0,3	blue		70,00
40173.1/BI	Ø 40 H 12	0,4	white		90,00
40173.1/GI	Ø 40 H 12	0,4	yellow		90,00
40173.1/AR	Ø 40 H 12	0,4	orange		90,00
40173.1/BL	Ø 40 H 12	0,4	blue		90,00
40174.1/BI	Ø 60 H 7	1	white		135,00
40174.1/GI	Ø 60 H 7	1	yellow		135,00
40174.1/AR	Ø 60 H 7	1	orange		135,00
40174.1/BL	Ø 60 H 7	1	blue		135,00



Kiki

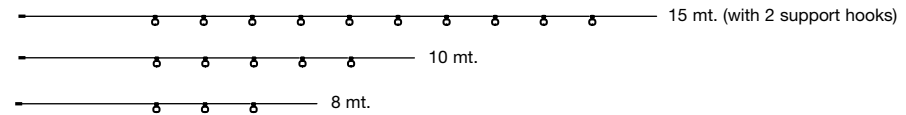
design Paola Navone

Kiki chain of suspension lights for outdoor use comprised of 3, 5 or 10 light points fixed at a distance of 100 cm one from the other on the electrical cable. The support is molded in resin and rubber, black, and cabled for LED bulbs. The diffuser is in rotomolded polyethylene. The power cable is equipped with an outdoor plug.



21004/10/NE	Ø14,5 H18,5 L15mt	6	white	10X5,3W E27 LED	1.510,00
21004/5/NE	Ø14,5 H18,5 L10mt	3,2	white	5X5,3W E27 LED	810,00
21004/3/NE	Ø14,5 H18,5 L8mt	2	white	3X5,3W E27 LED	530,00

max bulb diameter 45 mm



HOOK



40054/NE Kit 5 hooks support to be fixed on the top body lamp to install the Kiki on the cable 8,00

CÂBLE INOX

40169 Stainless steel suspension cable kit 13m for 21004/10/NE 53,00

40169.1 Stainless steel suspension cable kit 8m for 21004/5/NE 42,00

40169.2 Stainless steel suspension cable kit 6m for 21004/3/NE 37,00

BULB

5056 bulb 5,3W E27 LED 5,00

IP 65 appareil
IP 44 prise



Kiki cordless

design Paola Navone

Diffused light lamp with rechargeable battery, with USB cable, battery life 5 hours. Diffuser in polyethylene. Charger supplied on request.



21004/DIM/CL/NE Ø 14,5 H 16 0,5 white 1W LED 165,00

40065 USB charger (optional) 20,00

IP54



complete with interchangeable silicone handle in black, red or gray (included)



outdoor

Ciulifruì

Design Alfonso Femia & Emiliana Martinelli


Outdoor suspension lamps with diffused light. Different shapes and dimensions, rotational moulding. 5 white different polyethylene diffusers and polyethylene support in 5 colours.

For LED bulb.

Orange cable 5m

IP 65 device

IP 44 plug



code	dimension	Kg	colour	LED integrated/bulb	Unit price
DIFFUSERS IN POLYETHYLENE					
30859/BI diffuser 1	Ø 16 H 16	1,5	white		90,00
30860/BI diffuser 2	Ø 23 H 19	1,5	white		90,00
30861/BI diffuser 3	Ø 15 H 29	1,5	white		90,00
30862/BI diffuser 4	Ø 29 H 12,5	1,5	white		90,00
30903/BI diffuser 5	Ø 50 H 40	2,5	white		160,00

OUTDOOR SUPPORT WITH ORANGE CABLE AND PLUG

30858/BI	1	white	1x10W E27 LED Ø max 55 mm		115,00
30858/AZ	1	light blue	for diffusers code 1-2-3		115,00
30858/GI	1	yellow	1x5,3W E27 LED Ø max 55 mm		115,00
30858/RO	1	red	for diffuser code 4		115,00
30858/VE	1	green	1x14W E27 LED Ø max 55 mm		115,00
			for diffusers code 5		

BULBS

5056	for diffuser code 4	5,3W E27 LED	5,00
5049	for diffusers code 1-2-3	10W E27 LED	7,00
5278	for diffuser code 5	14W E27 LED	20,00

Trilly

design Emiliana Martinelli

Outdoor suspension, floor or wall lamp, diffused light, rotational moulded white polyethylene material. Orange cable (5m) and plug.

For LED bulb.

IP 65 appareil

IP 44 prise



2073	Ø 45 H 50	3	white	1X15W E27 LED		300,00
2073/J	Ø 27 H 36	1,5	white	1X6W E27 LED		235,00

HOOK FOR WALL ATTACHMENT

30837	0,1	black			22,00
--------------	-----	-------	--	--	--------------

Bowl


design S. & R. Cornelissen

Outdoor floor lamp, diffused light, rotational moulded white polyethylene material with orange cable (3m) and plug.

For LED bulb.

IP 65 device

IP 44 plug



812	Ø 35	2	white	1x15W E27 LED		215,00
40175	pegs for the ground fixing H25					40,00

Glouglou Pol

floating
design Emiliana Martinelli

Outdoor floating lamp or floor lamp, diffused light, rotational moulded white polyethylene material, **LED light source**, rechargeable battery included, remote control.

Life: 6 hours



822/BI	40 X 50 H 15	1,5	white	1x1,5W LED RGB		238,00
---------------	--------------	-----	-------	----------------	--	---------------




with remote control

outdoor

Biconica pol

design Emiliana Martinelli

Outdoor floor lamp, diffused light, rotational moulded white polyethylene material. **LED light source and integrated electronic driver**. With black cable (3m) and plug.



IP 65 device
IP 44 plug



code	dimension	Kg	colour	LED integrated/bulb	Unit price
2217/POL/P/BD/L/1 with remote control	H 195	15	white	104W LED 5320lm 2500-6700K TUNABLE WHITE	1.210,00
2217/POL/P/BD/BT/L/1 bluetooth CASAMBI	H 195	15	white	104W LED 5320lm 2500-6700K TUNABLE WHITE	1.360,00
2217/POL/P/BT/L bluetooth CASAMBI	H 195	15	white	104W LED RGB-W	1.440,00


Bluetooth versions needs to download CASAMBI App iOS or Android - Free -

Pistillo

design Emiliana Martinelli

Outdoor suspension lamp, diffused light. White opal methacrylate structure, hook and details in black resin moulded. Orange cable (5m) and plug.

With electronic drivers.



IP 65 device
IP 44 plug



2064/P/L/1	Ø 12 H 171/207	4,7	white	25W 1900lm LED 3000K	590,00
2064/P/XS	Ø 12 H 35/71	2	white	1x12W E27 LED	270,00

lacquered aluminium black screen to be applied on 2064/P/XS lamp (see photo)

30812/NE *	Ø 26 H 18	0,5	black		57,00
-------------------	-----------	-----	-------	--	--------------

Pistillo

design Emiliana Martinelli

Outdoor floor lamp, diffused light. White opal methacrylate diffuser, base support in white painted stainless steel (Ø 30 cm) to be fixed on the floor, orange cable (3m) and plug.

White LED light source or RGB. With dimmable electronic driver.



IP 65 device
IP 44 plug



2294/L/DIM with remote control	H 190	6	white	45W RGB LED 4000lm dimnable	880,00
2294/L/1/DIM with remote control	H 190	6	white	45W LED 4700lm 3000K dimnable	930,00

stainless steel base Ø 60 to be placed on the ground (on request)

Boleto

design Emiliana Martinelli

Outdoor lamp with direct light for **integrated LED light source 230V**. Corten painted aluminium structure. Three sizes of the stem with base to be fixed on the ground or with pegs (on request).



IP65



2308/J/230/CO	Ø14 H 35	3,4	corten	10W 230V 1000lm 2700K	390,00
2308/230/CO	Ø14 H 50	3,4	corten	10W 230V 1000lm 2700K	390,00
2308/70/230/CO	Ø14 H 70	3,6	corten	10W 230V 1000lm 2700K	410,00

40166	peg for the ground fixing H25				27,00
--------------	-------------------------------	--	--	--	--------------

outdoor

€
Unit price

Frog


design Emiliana Martinelli

Outdoor lamp with adjustable/direct light. With black painted aluminium base. Body lamp moulded in polyethylene with rotational technology in octane blue, yellow, orange or anthracite colour.

For LED bulb.

A peg is available to fix the lamp in the lawn.

Version with wall support



FROG with base

code	dimension	Kg	colour	LED integrated/bulb	Unit price
2309/BL	Ø 18 H 30 → 25	2	blue	20W E27 LED PAR38 45° 1910lm	380,00
2309/GI	Ø 18 H 30 → 25	2	yellow	20W E27 LED PAR38 45° 1910lm	380,00
2309/AN	Ø 18 H 30 → 25	2	anthracite	20W E27 LED PAR38 45° 1910lm	380,00
2309/AR	Ø 18 H 30 → 25	2	orange	20W E27 LED PAR38 45° 1910lm	380,00
power cable and plug 5m					
40166	peg for fixing in the lawn H25				27,00



FROG with wall support

1453/BL	Ø 18 H 30 → 25	2	blue	20W E27 LED PAR38 45° 1910lm	410,00
1453/GI	Ø 18 H 30 → 25	2	yellow	20W E27 LED PAR38 45° 1910lm	410,00
1453/AN	Ø 18 H 30 → 25	2	anthracite	20W E27 LED PAR38 45° 1910lm	410,00
1453/AR	Ø 18 H 30 → 25	2	orange	20W E27 LED PAR38 45° 1910lm	410,00



BULBS

510X	20W E27 LED PAR38 45° 1910lm 3000K	40,00
511X	14W E27 LED PAR38 75° 1400lm 3000K	30,00
RGB-W BULB with remote control		
513Y	20W E27 LED PAR38 45° RGB-W	65,00

Minifrog

design Emiliana Martinelli

Outdoor lamp with adjustable/direct light. With black painted aluminium base. Body lamp moulded in polyethylene with rotational technology in octane blue, yellow or orange colour.

For LED bulb.

A peg is available to fix the lamp in the lawn



2309/J/BL	Ø 11 H 12 → 12	0,5	blue	7W GU10 LED	215,00
2309/J/GI	Ø 11 H 12 → 12	0,5	yellow	7W GU10 LED	215,00
2309/J/AR	Ø 11 H 12 → 12	0,5	orange	7W GU10 LED	215,00
power cable and plug 5m					
40192	peg for fixing in the lawn H20				20,00



BULBS

541Y	7W GU10 60° LED 610lm 2700K	40,00
542Y	4,5W GU10 38° LED 355lm 2700K	25,00

Polo

design Elio Martinelli

Outdoor suspension lamp, diffused light, resin and aluminium structure, sandblast glass diffuser, stainless steel grid. White, anthracite or corten painted structure.

For LED bulb.

IP 54



1884/BI	Ø 21 H 40	2,5	white	1X15W E27 LED	400,00
1884/AN	Ø 21 H 40	2,5	anthracite	1X15W E27 LED	400,00
1884/CO	Ø 21 H 40	2,5	corten	1X15W E27 LED	430,00



Polo

design Elio Martinelli

Outdoor suspension lamp, diffused light, resin and aluminium structure, sandblast glass diffuser, stainless steel grid. White, anthracite or corten painted structure.

For LED bulb.

IP 54



1884/S/BI	Ø 48 H 40	3	white	1X15W E27 LED	490,00
1884/S/AN	Ø 48 H 40	3	anthracite	1X15W E27 LED	490,00
1884/S/CO	Ø 48 H 40	3	corten	1X15W E27 LED	530,00



outdoor

€

Amanita

design Emiliana Martinelli

Outdoor lamp made of highly resistant and water-repellent concrete in cement grey colour. The lower diffuser of the cap is in satin polycarbonate to diffuse the light of the **integrated LED light source**. Integrated driver. Metal base for locking and fixing the lamp to the concrete.



code	dimension	Kg	colour	sorgente di luce	Unit price
2311/GR	Ø 36 H 29	17	grey	14W LED 1900lm 2700K	860,00

Koala

design Emiliana Martinelli

An outdoor wall lamp with direct/indirect light. High resistance concrete structure with water-proofer, in concrete grey colour. **Integrated LED light source, integrated driver inside the body.**



IP65



1444/GR	L 18 → 14 H 18	4,7	concrete grey	2x10W 2x1000lm 2700K	520,00
----------------	----------------	-----	---------------	----------------------	---------------



Pont outdoor

design Marc Sadler

A direct light outdoor lamp to light your green spaces. To be fixed to the floor with stainless steel base elements (provided), or to the ground with pegs to be fixed at the extremity of the lamp (optional). Structure in high-resistance concrete with water-proofer in concrete-grey color, other colors on request. **For LED light source 24V, remote driver not included.**



IP67



40105/GR	L 114 H 30	6,5	concrete grey	24W 1620lm 24V 2700K	530,00
40106	driver	1		30W IP67	40,00
40107	driver	2		150W IP67	90,00
40108	box with driver	2		30W IP67	150,00
40109	box with driver	3		150W IP67	200,00
40110	kit 2 pegs for the ground fixing	0,6			50,00



Cyborg outdoor

design Karim Rashid

Outdoor lamp to be placed on the ground with electric cable and plug or it can be fixed to the ground by using pegs. Structure in high-resistance concrete with water-proofer. It comes in concrete-grey or yellow-ochre color. **For LED light source 230V.**



IP65



2306/GR	Ø40 H 61	13	concrete grey	10W 1000lm 230V 2700K	620,00
2306/GI	Ø40 H 61	13	yellow ochre	10W 1000lm 230V 2700K	620,00
40111	kit 2 pegs for the ground fixing	0,5			50,00



outdoor

Cyborg big

design Karim Rashid



Outdoor floor lamp providing direct or diffused light. Rotomoulded polyethylene lamp body in the colours green, red or white.

The coloured version of Cyborg Big is made with Geco 30, the best choice for mechanical performance. Geco 30 contains EcoAllene® that is derived from recycled polyamides.

The company Ecoplastem, using patented techniques, has developed a production system that makes it possible to use waste polyamides (PO-AL) to create EcoAllene®. This is achieved by recycling and reprocessing items otherwise destined for incineration or landfill such as beverage cartons, oily product packaging, confectionery wrappers, hot drink capsules, etc.

LED bulb light source, with cable and plug.



code	dimension	Kg	colour	LED integrated/bulb	Unit price
CYBORG diffuse light					
2315/N/BI	Ø 85 H 160	10	white	20W E27 T46 	780,00
BULB					
540Y				20W E27 T46 2300lm 3000K	35,00
CYBORG direct light – EcoAllene® eco-friendly polyethylene					
2315/VE	Ø 85 H 160	11	army green	14W E27 PAR38 	830,00
2315/RO	Ø 85 H 160	11	orient red	14W E27 PAR38	830,00
BULBS					
510X				20W E27 PAR38 45° 1910lm 3000K	40,00
511X				14W E27 PAR38 75° 1400lm 3000K	30,00



€

outdoor

€

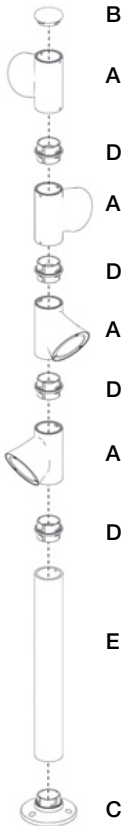
Bruco

design Studio Natural

Outdoor lamp, diffused light, modular. Composed of many elements with 1 or up to 4 lamps bodies. Aluminium die casting. With pole to be fixed on the floor. Modular device composable with the elements (A,B,C,D,E) considering by 1 to max 4 lighting bodies. **Integrated LED 230V.** Any head (A) can be fixed to a pole (E) with unidirectional composition or 4 possible compositions with 90° position.



IP 65



code	dimension	Kg	colour	LED integrated/bulb	Unit price
MODULAR DEVICE TO BE FIXED ON THE GROUND					
ELEMENTS:					
A - 40059/AN head	Ø 6,5 H 13,5 →14	1	anthracite	8W LED 820lm 2700K	185,00
B - 40060/AN top	Ø 6,5 H 1	0,1	anthracite		23,00
C - 40061/AN base	Ø 13 H 3	0,6	anthracite		53,00
D - 40062/AN joint	Ø 6,5 H 0,5	0,2	anthracite		21,00
E - 40063/AN pole	Ø 6,5 H 33	1	anthracite		70,00
E - 40064/AN pole	Ø 6,5 H 47	1,3	anthracite		75,00
E - 40181/AN pole	Ø 6,5 H 138,5	1,3	anthracite		180,00
A - 40059/CO head	Ø 6,5 H 13,5 →14	1	corten	8W LED 820lm 2700K	185,00
B - 40060/CO top	Ø 6,5 H 1	0,1	corten		23,00
C - 40061/CO base	Ø 13 H 3	0,6	corten		53,00
D - 40062/CO joint	Ø 6,5 H 0,5	0,2	corten		21,00
E - 40063/CO pole	Ø 6,5 H 33	1	corten		70,00
E - 40064/CO pole	Ø 6,5 H 47	1,3	corten		75,00
E - 40181/CO pole	Ø 6,5 H 138,5	1,3	corten		180,00

EXEMPLES

2 bodies and pole H 47 (total 79 cm)

2 x head 40059/AN	2x185,00
1 x top 40060/AN	23,00
1 x base 40061/AN	53,00
2 x joint 40062/AN	2x21,00
1 x pole 40064/AN	75,00
	563,00

1 body and pole H 33 (total 51 cm)

1 x head 40059/AN	185,00
1 x po 40060/AN	23,00
1 x base 40061/AN	53,00
1 x joint 40062/AN	21,00
1 x pole 40063/AN	70,00
	352,00

maximum height of composition 2 m

Bruco wall

design Studio Natural

Wall lamp with direct/indirect light. Structure in aluminum die casting lacquered in anthracite or corten colors.

Integrated LED light source 230V. IP 65



Wall lamp with direct/indirect light. Structure in aluminum die casting lacquered in anthracite or corten colors.

Integrated LED light source 230V. IP 65



1440/AN	Ø 13 H 14 →17,5	1,5	anthracite	8W 820lm LED 2700K	260,00
1440/CO	Ø 13 H 14 →17,5	1,5	corten	8W 820lm LED 2700K	260,00
1440/2/AN	Ø 13 H 31,5 →38	2,5	anthracite	2x8W 2x820lm LED 2700K	415,00
1440/2/CO	Ø 13 H 31,5 →38	2,5	corten	2x8W 2x820lm LED 2700K	415,00

FURNISHING

page 75-77


Furnishing

Metafora table

design Lella e Massimo Vignelli, 1979

The four forms of the Euclidean geometry, the Cube, the Cylinder, the Sphere and the Pyramid, made of four different marbles, represent the basis of the table finished with a big sheet of transparent glass. The four elements are independent and can be positioned freely, without the table losing its own identity regardless the position of the elements it consists of, being them all necessary however to make it be stable.

	code	dimension	kg	Unit price
	1979.1	120 X 120 X 2 H 22	124,5	4.900,00



Plane:

- Glass, thickness of 2 cm

Base:

- Pyramid in Carrara white marble
- Cube in Black Marquinia
- Cylinder in Travertine
- Sphere in Emperador Dark



Furnishing

Container unit made of metal and build up using one single square panel cm. 37 x 37 or 35,5 x 35,5, assembled with screws. Five panels form a block that is the module of the system, which is modular in any direction.

Box modular cube

design Elio Martinelli

Box/37

Open unit box to be assembled.

package minimum of 2 boxes
(10 panels 37x37)




code	dimension	kg	colour	Unit price €
BOX/37/BI	37x37x37 5 panels 37x37	4	white	140,00
BOX/37/NE	37x37x37 5 panels 37x37	4	black	140,00
BOX/37/GR	37x37x37 5 panels 37x37	4	grey	140,00

Box/37/S

Closed, with hinged door and lock. Already assembled hinged and lockable.

package of 1 box 37x37x37.




BOX/37/S/BI	37x37x37 7 panels 37x37	5,8	white	210,00
BOX/37/S/NE	37x37x37 7 panels 37x37	5,8	black	210,00
BOX/37/S/GR	37x37x37 7 panels 37x37	5,8	grey	210,00

Wheels

n° 4 wheels for box.
To be fixed on the bottom of the box



30080		1	black	46,00
-------	--	---	-------	-------



LED Integrated LED light source

LED device with preset for LED bulb

CRI of our devices is CRI > 80

The technical informations (W and lumen) for each device are exclusively referred to the light source and not to the effective value of the device.

/ DIM - dimmable
/ E - emergency

Due to constant changes in LED technology, please check our website for current product specifications.

BEAMS OF LIGHT LEGEND

very narrow	< 10°
narrow	11-20°
medium	21-30°
wide	31-40°
very wide	> 40°



COLOUR FINISHES LEGEND

AD	anodized
BI	white
NE	black
GR	grey
AN	anthracite
AU	golden
RO	red
BL	blue
AZ	light blue
AR	orange
GI	yellow
CH	golden sand
VE	green
MA	dark brown
CO	corten
BG	beige
TR	transparent
CS	cardboard
AL	aluminium
LU	polished
CU	copper
CP	pearl copper
TI	titane
OT	brass
OV	vintage brass
BZ	bronze
BM	rough bronze
FC	fuchsia

MARBLE

MAR/MR	black marquinia
MAR/CA	white carrara
MAR/AR	white arabesque

LEGEND OF SYMBOLS

	Dimmable
	Bluetooth
	Tunable white
	Touch control

LIGHT YOU LIKE

"Light you like" is Martinelli Luce's project which, through the bluetooth technology, makes you the protagonist in the space of your daily life to give life to a new sensorial experience and improve your well-being.

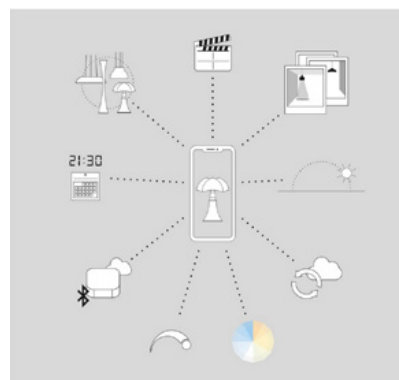
With this technological innovation, Martinelli Luce offers a modular light thanks to the system of control of the intensity and color temperature (only some products) allowing you to customize your living space according to your emotions and sensations.

Working on the lighting of your home becomes easy and intuitive, thanks to the use of apps compatible with Apple and Android systems, which through simple touch controls on smartphones and tablets allow you to adjust multiple lighting devices and adapt the light to your needs .

The codes that use this technology are highlighted with the logo **LIGHT YOU LIKE**

With the apps you can:

- Dim the lamps via bluetooth device, iOS and Android Apps
- Adjust the light temperature dynamically from 2500 to 6700K (for some compatible products)
- Create groups of lamps for synchronization (max 127)
- Create scenes: for temporal lighting; for switching groups of lamps on / off
- Take a photo of the lamp and view it in the app to simplify product selection.



Terms of sale

This price list cancels all the previous ones.
The prices are in EUR without VAT.
The prices are only recommended.

Delivery

Goods delivered free Lucca. In any case the goods will travel at customer's own risk.
The delivery terms, unless previously agreed in writing, are not binding.

Packaging

Packing costs in cardboard boxes are included in the price.

Orders

Despatches are not carried out for goods to the value of less than € 500,00.
Cancellations of already sent and confirmed orders are not accepted except for written arrangements between the parties. In any case cancellations or changes of orders concerning special executions are not accepted. Martinelli Luce reserves the right to cancel or to partially execute the order as well as to make structural changes, changes to drawings and to materials without notice.

Complaints and returns

Martinelli Luce is not responsible for possible breaks or losses during the transportation of its supplies. Any possible complaint will have to be submitted within eight days from the receipt of the goods by registered letter or by fax or by e-mail. Return of materials is not accepted unless authorized in writing beforehand; they have to be delivered free port and goods in perfect conditions, not being used and into their original packages will be confirmed only, with a 20% reduction on the net value as a payback for the repacking up and transportation costs. Unusable products will be put at the Customer's disposal again or scrapped after 30 days with no credit.

Payment

Payment must be settled at supplier's place of residence. The terms of payment set out on the invoice are binding. In case of delay of payment interests should be paid on the arrears equal to the official discount rate in force at the moment of non-payment plus 5 points, as well as any expenses incurred in recovering the debt.

Reserve of property

The manufacturer is the sole owner of the goods till they have been fully paid.

Further clauses

The prices indicated do not include bulbs. All models are in compliance with legal standards and regulations. Any controversy arising comes under the jurisdiction of the Court of Justice of Lucca.

We do not take the responsibility for damages resulting from the improper use of the devices.

Images and representations of the products in the price list, catalogue and the web site can differ from the real goods in particular, but not only, concerning the cables, electrical cables, colors, prices, dimensions, descriptions, details and timer.
dettagli e timer.

MARKS OF APPROVAL



IMQ-IQNET Quality, environment and work safety. These are the areas covered by the Integrated Management System (IMS) we have adopted, a combination of ISO certifications to improve company performance in these areas.

Since 2008 we are certified UNI EN ISO 9001:2015 (Quality System Management) for the Design and Production of lighting equipment.

Since 2022 we are certified UNI EN ISO 14001:2004 (Environmental Management System) to limit the environmental impact related to the design and production of lighting equipment.



CE - Declares that the manufacturer produces light fittings which comply with the requirements of the **EN 60598/1**.

WARRANTY

Martinelli Luce S.p.A warrants its products to be free from faults and defects in material and workmanship for a period of 24 months from the date of purchase of the products (as certified by the sales invoice). By warranty we mean – following the irrevocable discretion of Martinelli Luce S.p.A – the total or partial replacement of component parts aimed at restoring functionality, limited to structural faults. He warranty does not cover any defects or damages due to use that does not comply with installation instructions and damages arising from the use of products with a level of protection not suitable for environments where contaminating agents may be present. The warranty is void if the products have been tampered with or repaired by people not from Martinelli Luce S.p.A. or by personnel not expressly authorized by us in writing. The warranty is void also in all other cases where, by way of example but not limited to, disputes regarding payments exist, or the information necessary to determine the cause of the failures is not provided, where there is a lack of periodical maintenance and in the event of installation of spare parts on products that are not spare parts purchased at Martinelli Luce S.p.A.

Excluded from the warranty are damages caused by atmospheric events or by electrical charges and surges, and in any case if the product is placed in environments that do not comply with current laws in force. The warranty concerns only the value of the product and not transport costs, costs for dismantling, re-assembly and appraisal. In the event of defects ascertained and promptly reported (within 8 days), Martinelli Luce S.p.A. is to be held responsible for replacing, repairing or refunding – at its discretion – the defective products that must be re-shipped in their original packaging, with the exclusion of any different and further responsibility for damages that may arise with the customer or with third parties following the use of the products manufactured by the company. Excluded from the warranty are lightbulbs, replaceable materials and materials subject to normal wear (batteries, accumulators etc.).

WARRANTY (extension to 5 years)

Martinelli Luce provides a 5-year guarantee for its professional customers, **only on request**, reserved only for Architectural products. Please contact the sales consultant in your area or the company directly for more details.

CLASSES OF ISOLATION



Class 1: appliance fitted with basic insulation throughout and with accessible live parts conncted to a supplementary safety circuit (ground).



Class 2: appliance fitted with double insulation or reinforced insulation without ground connection.



Class 3: appliance deisgned for safety extra low voltage (S.E.L.V.) operation in which not higher voltages are produced.



The upper part of the appliance may come into contact with normally-inflammable surfaces. If this symbol is not shown, the upper part of appliance must be installed not less than 25 mm from any normally inflammable material.

IP PROTECTION



IP20 International Protection, ref. IEC 529 degree of protection against penetration of solids >12 mm



IP40 International Protection, ref. IEC 529 degree of protection against penetration of solids >1 mm.



IP54 International Protection, ref. IEC 529. Protection against splashing water.



IP65 International Protection, ref. IEC 529. Protection against waves.

martinelli luce spa

reserves the right make changes on devices without advance notice illustrated in this pricelist.



martinelli luce spa via Teresa Bandettini - 55100 Lucca - Italy +39 0583 418315
www.martinelliluce.it - info@martinelliluce.it

showroom via S. Lucia 9 - 55100 Lucca - + 39 0583 496254
showroom@martinelliluce.it



martinelli luce[®]

