

**NEMO**STUDIO  
PRICE LIST | ARCHITECTURAL LIGHTING

# **NEMO**STUDIO

Nemo Studio was born from thirty-year research experience led by Ilti Luce in Turin, a company that has constantly dedicated itself to the development of innovative and sustainable technologies which have brought it to be among the pioneers of optical fiber and LED in the world. For over 10 years within the Philips Group, the company has contributed to the implementation of cutting-edge projects for cultural institutions such as the Louvre in Paris, the Palace of Versailles, the Egyptian Museum, the Royal Armory and Palazzo Madama in Turin. All projects have high technological and aesthetic content on the basis of which new paradigms have been defined, especially related to museums and artwork lighting. Based on this unique experience, Nemo Studio today is a reality strongly focused on the study of lighting solutions for the hospitality, retail and outdoor sectors, with a deep vocation for special custom-made projects. In 2020 Ilti Luce joins Nemo Lighting and this first Nemo Studio catalogue presents collections of products and solutions extensively tested in projects on behalf of the most prestigious museums in the world, private collections as well as public and commercial spaces. The wide range of professional products offers new lighting solutions for the most complex environments, capable of responding to various display and use needs. The design challenge is part of Nemo Studio's spirit, through tested production capabilities and a constantly updated design and know-how.

Nemo Studio nasce dall'esperienza di ricerca trentennale della Ilti Luce di Torino, azienda che si è costantemente dedicata allo sviluppo di tecnologie innovative e sostenibili che l'hanno portata a essere tra i pionieri della fibra ottica e del LED nel mondo. Per oltre 10 anni all'interno del Gruppo Philips, l'azienda ha contribuito alla realizzazione di progetti all'avanguardia, per istituzioni quali il Louvre di Parigi, la Reggia di Versailles, il Museo Egizio, l'Armeria Reale e Palazzo Madama a Torino. Si tratta di realizzazioni con elevati contenuti tecnologici ed estetici e che hanno definito nuovi paradigmi, soprattutto per l'illuminazione museale e delle opere d'arte. Sulla base di quest'esperienza così unica, Nemo Studio oggi è una realtà fortemente focalizzata sullo studio di soluzioni illuminotecniche nell'hospitality, nel retail e nell'outdoor, con una forte vocazione alla realizzazione di progetti speciali. A partire dal 2020, Ilti Luce entra a far parte di Nemo Lighting e questo primo catalogo Nemo Studio presenta collezioni di prodotti e soluzioni ampiamente testate in progetti per conto dei più prestigiosi musei del mondo, collezioni private e spazi pubblici e commerciali. L'ampia gamma di apparecchi professionali offre spunti per l'idonea illuminazione degli ambienti più complessi, in grado di rispondere alle diverse esigenze espositive e di utilizzo. La sfida progettuale fa parte dello spirito di Nemo Studio, attraverso capacità produttive testate e con un design e know-how in costante aggiornamento.

Nemo Studio entsteht aus der dreißigjährigen Erfahrung in der Forschung von Ilti Luce in Turin, einem Unternehmen, das sich ständig die Entwicklung innovativer und nachhaltiger Technologien verschrieben hat, die es zu einem der Vorreiter der Glasfaser- und LED-Technik weltweit gemacht haben. 10 Jahre lang gehörte das Unternehmen zur Philips-Gruppe und hat dazu beigetragen, hochmoderne Projekte für Institutionen wie den Louvre in Paris, das Schloss von Versailles, das Ägyptische Museum, die Königliche Waffenkammer und den Palazzo Madama in Turin zu realisieren. Diese Projekte von hohem technologischem und ästhetischem Wert haben neue Paradigmen definiert, insbesondere im Bereich der Museums- und der Kunstwerksbeleuchtung. Durch diese einzigartige Erfahrung ist Nemo Studio heute ein Unternehmen, das sich stark auf die Entwicklung von Beleuchtungslösungen im Bereich Hospitality, Retail und Outdoor spezialisiert hat und sich auf die Ausführung von besonderen Projekten konzentriert. 2020 wurde Ilti Luce von Nemo Lighting übernommen. Dieser erste Nemo Studio Katalog präsentiert verschiedene Kollektionen von Produkten und Lösungen, die in den renommiertesten Museen der Welt, in privaten Sammlungen sowie in öffentlichen und kommerziellen Bereichen ausgiebig getestet wurden. Das umfangreiche Angebot an professionellen Leuchten bietet optimale Lösungen für die verschiedensten Bereiche und komplexen Anforderungen. Mit geprüften Design- und Produktionsfähigkeiten und einem ständig-aktualisiertem Know-how stellt sich Nemo Studio der Herausforderung mit Leidenschaft.

Nemo Studio naît de l'expérience de trente ans de recherche d'Ilti Luce de Turin, une entreprise qui s'est toujours consacrée au développement de technologies innovantes et durables l'amenant ainsi à figurer parmi les pionniers de la fibre optique et de la LED dans le monde. Au-delà des 10 ans au sein du groupe Philips, l'entreprise a également contribué à la mise en œuvre de projets de pointe, pour des institutions telles que Le Louvre à Paris, le Château de Versailles, le Musée Égyptien, l'Armurerie Royale et le Palais Madama de Turin. Ces projets ont un contenu technologique et esthétique élevé sur la base duquel de nouveaux paradigmes ont été définis, en particulier liés aux musées et à l'éclairage des œuvres d'art.. Fort de cette expérience unique, Nemo Studio est aujourd'hui fortement centrée aussi sur l'étude de solutions d'éclairage dans hôtellerie, dans le secteur des magasins de détail, dans l'outdoor, avec une forte vocation pour la réalisation de projets spéciaux. À partir de 2020, Ilti Luce rejoint Nemo Lighting et ce premier catalogue Nemo Studio présente des collections de produits et de solutions largement testées dans des projets tels des musées les plus prestigieux du monde, des collections privées et des espaces publics et commerciaux. La large gamme de luminaires professionnels offre des idées pour l'éclairage approprié des environnements les plus complexes, capables de répondre aux différents besoins d'exposition et d'utilisation. Le défi de conception fait partie de l'esprit de Nemo Studio, à travers des capacités de production testées et une constante mise à jour de la conception et du savoir-faire.

THE LINEAR COLLECTION

INDOOR

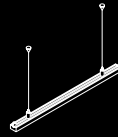
PENDANT

ZIRKOL



p.6

SLACKLINE



p.50

OUTDOOR

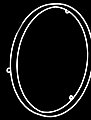
WALL  
CEILING  
RECESSED

ZIRKOL CEILING



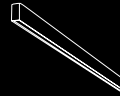
p.12

ZIRKOL  
CIRCLE WALL



p.14

ZIRKOL  
L CEILING



p.35


SLACKLINE



p.50

WALL  
CEILING  
RECESSED

MINIFLUX



p.46

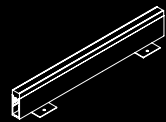
RIGA



p.59


RECESSED

WALKLINE



p.54

WALKLINE  
FAÇADE



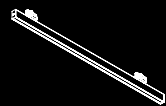
p.56

THE MUSEUM AND GRAVITY COLLECTION

INDOOR

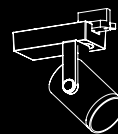
TRACK

ZIRKOL TRACK



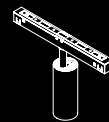
p.40

SHARP



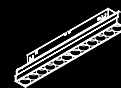
p.116

SPOT



p.129

UGR



p.130

DASH



p.131

TUBE



p.132

SPHERE



p.132

## THE SPOTLIGHT COLLECTION

### INDOOR

#### RECESSED

ALICUDI



p.79

SALINA



p.81

LIPARI



p.86

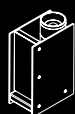
LUX INDOOR



p.90

#### FLOOR

PLINT



p.73

#### TRACK CEILING

ELBA



p.67

CAPRI



p.70

FLEX



p.76

SALINA CEILING



p.85

#### RECESSED

LUX OUTDOOR



p.91

LUX RECESSED



p.95

WALKBY



p.111

SKILLED



p.113

### OUTDOOR

#### SURFACE CEILING

LUX SPOT



p.94

LUX CEILING



p.98

LUX CEILING TRIMLESS



p.99

LUX SURFACE



p.104

#### WALL

LUX W-S



p.100

LUX W-D



p.102

WALKWAY



p.107

#### GROUND

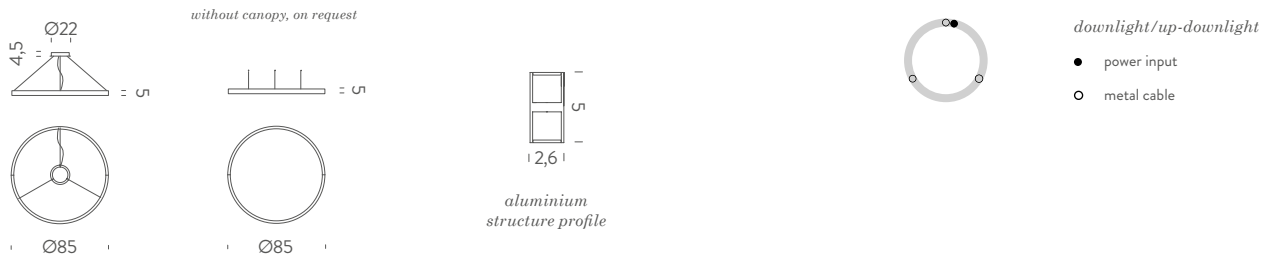
LUX GARDEN



p.105

THE LINEAR  
COLLECTION





## ZIRKOL HOME - CIRCLE | 0,85 m

### DOWNLIGHT

CCT	max power	source	voltage	lum. flux	CRI	switching	code	finish	Euro
2700K	35W	linear LED	110-240V	2000lm	90	DALI 1-100%	BZRC1608G15DBO	white	1059,00
							BZRC1608G15DNE	black	1059,00
							BZRC1608G15DOR	matte gold	1167,00
3000K				2200lm			BZRC1608G15WBO	white	1059,00
							BZRC1608G15WNE	black	1059,00
							BZRC1608G15WOR	matte gold	1167,00
4000K				2360lm			BZRC1608G15NBO	white	1059,00
							BZRC1608G15NNE	black	1059,00
							BZRC1608G15NOR	matte gold	1167,00

*note* RAL 9005 black | RAL 9016 white | shipped assembled

*included* round canopy with 1 x driver 75W | 1 x dimmer interface WDIMDALIHP | 1 x electrical cable 4m | 3 x adjustable metal cables (length from 3m to 0,5m)

*customizations* optional accessories and customizable features on p.44-45

IP40

### UP-DOWNLIGHT

CCT	max power	source	voltage	lum. flux	CRI	switching	code	finish	Euro
2700K	70W	linear LED	110-240V	4000lm	90	DALI 1-100%	BZRC1708G15DBO	white	1291,00
							BZRC1708G15DNE	black	1291,00
							BZRC1708G15DOR	matte gold	1491,00
3000K				4400lm			BZRC1708G15WBO	white	1291,00
							BZRC1708G15WNE	black	1291,00
							BZRC1708G15WOR	matte gold	1491,00
4000K				4720lm			BZRC1708G15NBO	white	1291,00
							BZRC1708G15NNE	black	1291,00
							BZRC1708G15NOR	matte gold	1491,00

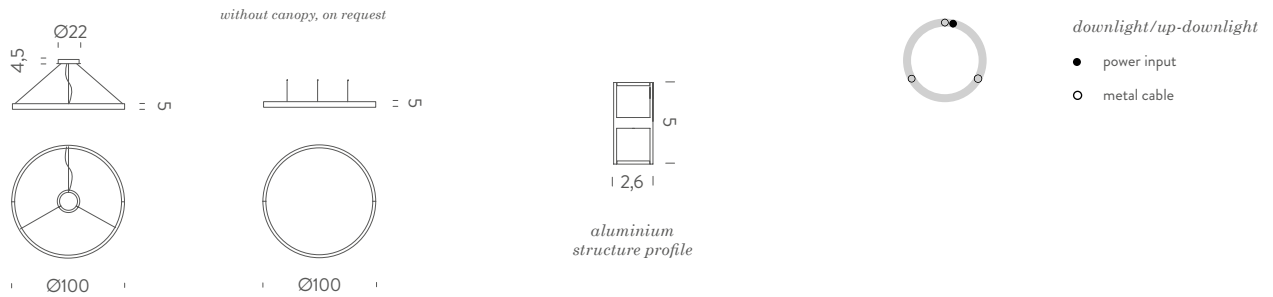
*note* RAL 9005 black | RAL 9016 white | shipped assembled

*included* round canopy with 1 x driver 75W | 1 x dimmer interface WDIMDALIHP | 1 x electrical cable 4m | 3 x adjustable metal cables (length from 3m to 0,5m)

*customizations* optional accessories and customizable features on p.44-45

IP40





## ZIRKOL HOME - CIRCLE | 1 m

### DOWNLIGHT

CCT	max power	source	CRI	voltage	lum. flux	switching	code	finish	Euro
2700K	45W	linear LED	90	110/240V	2616lm	DALI 1-100%	BZRC1610G15DBO	white	1167,00
							BZRC1610G15DNE	black	1167,00
							BZRC1610G15DOR	matte gold	1286,00
3000K					2769lm		BZRC1610G15WBO	white	1167,00
							BZRC1610G15WNE	black	1167,00
							BZRC1610G15WOR	matte gold	1286,00
4000K					3077lm		BZRC1610G15NBO	white	1167,00
							BZRC1610G15NNE	black	1167,00
							BZRC1610G15NOR	matte gold	1286,00

*note* RAL 9005 black | RAL 9016 white | shipped assembled

*included* round canopy with 1 x driver 75W | 1 x dimmer interface WDIMDALIHP | 1 x electrical cable 4m | 3 x adjustable metal cable (length from 3m to 0,5m)

*customizations* optional accessories and customizable features on p.44-45

◆ IP40

### UP-DOWNLIGHT

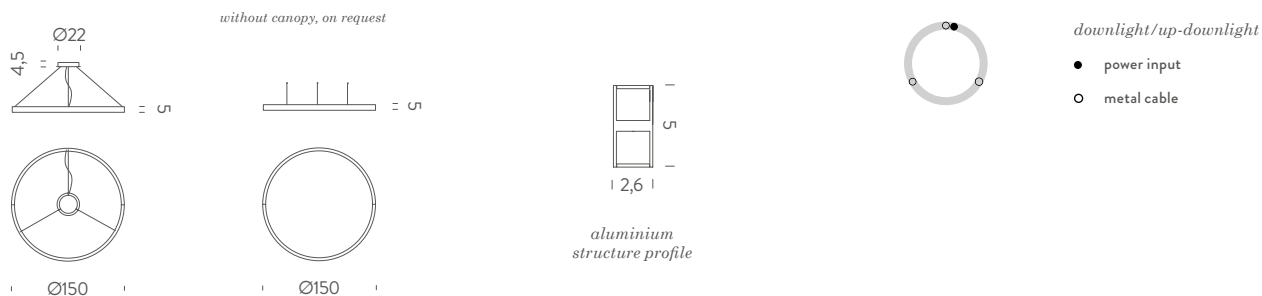
CCT	max power	source	CRI	voltage	lum. flux	switching	code	finish	Euro
2700K	90W	linear LED	90	110/240V	5231lm	DALI 1-100%	BZRC1710G15DBO	white	1399,00
							BZRC1710G15DNE	black	1399,00
							BZRC1710G15DOR	matte gold	1577,00
3000K					5539lm		BZRC1710G15WBO	white	1399,00
							BZRC1710G15WNE	black	1399,00
							BZRC1710G15WOR	matte gold	1577,00
4000K					6154lm		BZRC1710G15NBO	white	1399,00
							BZRC1710G15NNE	black	1399,00
							BZRC1710G15NOR	matte gold	1577,00

*note* RAL 9005 black | RAL 9016 white | shipped assembled

*included* round canopy with 1 x driver WALIMLED100/24 | 1 x dimmer interface WDIMDALIHP | 1 x electrical cable 4m | 3 x adjustable metal cable (length from 3m to 0,5m)

*customizations* optional accessories and customizable features on p.44-45

◆ IP40



## ZIRKOL HOME - CIRCLE | 1,5 m

### DOWNLIGHT

CCT	max power	source	CRI	voltage	lum. flux	switching	code	finish	Euro
2700K	68W	linear LED	90	110/240V	3923lm	DALI 1-100%	BZRC1615G15DBO	white	1491,00
							BZRC1615G15DNE	black	1491,00
							BZRC1615G15DOR	matte gold	1642,00
3000K					4154lm		BZRC1615G15WBO	white	1491,00
							BZRC1615G15WNE	black	1491,00
							BZRC1615G15WOR	matte gold	1642,00
4000K					4616lm		BZRC1615G15NBO	white	1491,00
							BZRC1615G15NNE	black	1491,00
							BZRC1615G15NOR	matte gold	1642,00

*note* RAL 9005 black | RAL 9016 white | shipped assembled

*included* round canopy with 1 x driver 75W | 1 x dimmer interface WDIMDALIHP | 1 x electrical cable 4m | 3 x adjustable metal cable (length from 3m to 0,5m)

*customizations* optional accessories and customizable features on p.44-45

◆ IP40

### UP-DOWNLIGHT

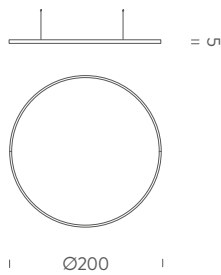
CCT	max power	source	CRI	voltage	lum. flux	switching	code	finish	Euro
2700K	136W	linear LED	90	220/240V	7847lm	DALI 1-100%	BZRC1715G15DBO	white	1809,00
							BZRC1715G15DNE	black	1809,00
							BZRC1715G15DOR	matte gold	1988,00
3000K					8308lm		BZRC1715G15WBO	white	1809,00
							BZRC1715G15WNE	black	1809,00
							BZRC1715G15WOR	matte gold	1988,00
4000K					9232lm		BZRC1715G15NBO	white	1809,00
							BZRC1715G15NNE	black	1809,00
							BZRC1715G15NOR	matte gold	1988,00

*note* RAL 9005 black | RAL 9016 white | shipped assembled

*included* round canopy with 1 x driver WALIM150W24VIN | 1 x dimmer interface WDIMDALIHP | 1 x electrical cable 4m | 3 x adjustable metal cable (length from 3m to 0,5m)

*customizations* optional accessories and customizable features on p.44-45

◆ IP40



downlight

- power input
- metal cable
- arch junction

up-downlight

- power input
- metal cable
- arch junction

## ZIRKOL CIRCLE | 2 m

### DOWNLIGHT

CCT	max power	source	CRI	voltage	lum. flux	switching	code	finish	Euro
2700K	90W	linear LED	90	110/240V	5260lm	DALI 1-100%	BZRC1620G15DBO	white	2214,00
							BZRC1620G15DNE	black	2214,00
							BZRC1620G15DOR	matte gold	2441,00
3000K					5539lm		BZRC1620G15WBO	white	2214,00
							BZRC1620G15WNE	black	2214,00
							BZRC1620G15WOR	matte gold	2441,00
4000K					6154lm		BZRC1620G15NBO	white	2214,00
							BZRC1620G15NNE	black	2214,00
							BZRC1620G15NOR	matte gold	2441,00

*note* remote driver | RAL 9005 black | RAL 9016 white | shipped in 2 pieces

*included* 1 x driver WALIMLED100/24 | 1 x dimmer interface WDIMDALIHP | 1 x electrical cable 5m | 4 x adjustable metal cable length 3m | ceiling attachment included

*optional accessory* driver box | ceiling plate for remote driver (more specification on p.32-33)

*customizations* optional accessories and customizable features on p.44-45

◆ IP40

### UP-DOWNLIGHT

CCT	max power	source	CRI	voltage	lum. flux	switching	code	finish	Euro
2700K	180W	linear LED	90	220/240V	10500lm	DALI 1-100%	BZRC1720G15DBO	white	3089,00
							BZRC1720G15DNE	black	3089,00
							BZRC1720G15DOR	matte gold	3446,00
3000K					11078lm		BZRC1720G15WBO	white	3089,00
							BZRC1720G15WNE	black	3089,00
							BZRC1720G15WOR	matte gold	3446,00
4000K					12309lm		BZRC1720G15NBO	white	3089,00
							BZRC1720G15NNE	black	3089,00
							BZRC1720G15NOR	matte gold	3446,00


*note* remote driver | RAL 9005 black | RAL 9016 white | shipped in 2 pieces

*included* 1 x driver WALIM250W24VIN | 1 x dimmer interface WDIMDALIHP | 2 x electrical cable 5m | 4 x adjustable metal cable length 3m | ceiling attachment included

*optional accessory* driver box | ceiling plate for remote driver (more specification on p.32-33)

*customizations* optional accessories and customizable features on p.44-45

◆ IP40



aluminium structure profile



downlight

- power input
- metal cable
- arch junction



up-downlight

- power input
- metal cable
- arch junction

## ZIRKOL CIRCLE | 3 m

### DOWNLIGHT

CCT	max power	source	CRI	voltage	lum. flux	switching	code	finish	Euro
2700K	134W	linear LED	90	220/240V	7820lm	DALI 1-100%	BZRC1630G15DBO	white	3381,00
							BZRC1630G15DNE	black	3381,00
							BZRC1630G15DOR	matte gold	3726,00
3000K					8238lm		BZRC1630G15WBO	white	3381,00
							BZRC1630G15WNE	black	3381,00
							BZRC1630G15WOR	matte gold	3726,00
4000K					9153lm		BZRC1630G15NBO	white	3381,00
							BZRC1630G15NNE	black	3381,00
							BZRC1630G15NOR	matte gold	3726,00

*note* remote driver | RAL 9005 black | RAL 9016 white | shipped in 3 pieces

*included* 1 x driver WALIM150W24VIN | 1 x dimmer interface WDIMDALIHP | 1 x electrical cable 5m | 6 x adjustable metal cable length 3m | ceiling attachment included

*optional accessory* driver box | ceiling plate for remote driver (more specification on p.32-33)

*customizations* optional accessories and customizable features on p.44-45

### IP40

### UP-DOWNLIGHT

CCT	max power	source	CRI	voltage	lum. flux	switching	code	finish	Euro
2700K	268W	linear LED	90	110/240V	15640lm	DALI 1-100%	BZRC1730G15DBO	white	4904,00
							BZRC1730G15DNE	black	4904,00
							BZRC1730G15DOR	matte gold	5433,00
3000K					16476lm		BZRC1730G15WBO	white	4904,00
							BZRC1730G15WNE	black	4904,00
							BZRC1730G15WOR	matte gold	5433,00
4000K					18306lm		BZRC1730G15NBO	white	4904,00
							BZRC1730G15NNE	black	4904,00
							BZRC1730G15NOR	matte gold	5433,00

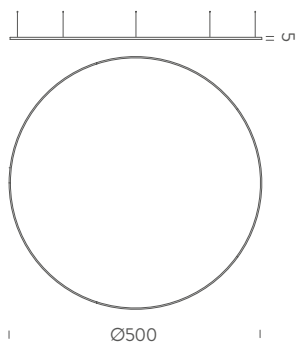
*note* remote driver | RAL 9005 black | RAL 9016 white | shipped in 3 pieces

*included* 3 x drivers WALIMLED100/24 | 3 x dimmer interface WDIMDALIHP | 3 x electrical cable 5m | 6 x adjustable metal cable length 3m | ceiling attachment included

*optional accessory* driver box | ceiling plate for remote driver (more specification on p.32-33)

*customizations* optional accessories and customizable features on p.44-45

### IP40



aluminium structure profile



downlight

- power input
- metal cable
- split



up-downlight

- power input
- metal cable
- split

## ZIRKOL CIRCLE | 5 m

### DOWNLIGHT

CCT	max power	source	CRI	voltage	lum. flux	switching	code	finish	Euro
2700K	226W	linear LED	90	220/240V	13100lm	DALI 1-100%	BZRC1650G15DBO	white	7582,00
							BZRC1650G15DNE	black	7582,00
							BZRC1650G15DOR	matte gold	8478,00
3000K					13847lm		BZRC1650G15WBO	white	7582,00
							BZRC1650G15WNE	black	7582,00
							BZRC1650G15WOR	matte gold	8478,00
4000K					15386lm		BZRC1650G15NBO	white	7582,00
							BZRC1650G15NNE	black	7582,00
							BZRC1650G15NOR	matte gold	8478,00

*note* remote driver | RAL 9005 black | RAL 9016 white | shipped in 5 pieces

*included* 1 x driver WALIM250W24VIN | 1 x dimmer interface WDIMDALIHP | 2 x electrical cable 5m | 10 x adjustable metal cable length 3m | ceiling attachment included

*optional accessory* driver box | ceiling plate for remote driver (more specification on p.32-33)

*customizations* optional accessories and customizable features on p.44-45

◆ IP40

### UP-DOWNLIGHT

CCT	max power	source	CRI	voltage	lum. flux	switching	code	finish	Euro
2700K	452W	linear LED	90	220/240V	26100lm	DALI 1-100%	BZRC1750G15DBO	white	9159,00
							BZRC1750G15DNE	black	9159,00
							BZRC1750G15DOR	matte gold	10044,00
3000K					27695lm		BZRC1750G15WBO	white	9159,00
							BZRC1750G15WNE	black	9159,00
							BZRC1750G15WOR	matte gold	10044,00
4000K					30772lm		BZRC1750G15NBO	white	9159,00
							BZRC1750G15NNE	black	9159,00
							BZRC1750G15NOR	matte gold	10044,00

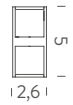
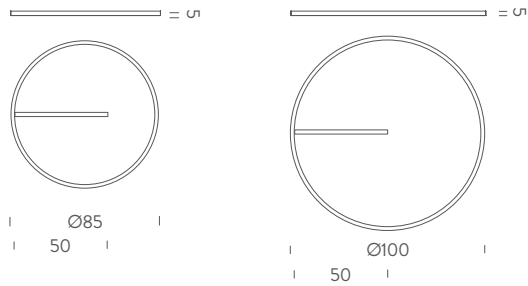
*note* remote driver | RAL 9005 black | RAL 9016 white | shipped in 5 pieces

*included* 5 x driver WALIM120W24VIN | 5 x dimmer interface WDIMDALIHP | 5 x electrical cable 5m | 10 x adjustable metal cable 3m | ceiling attachment included

*optional accessory* driver box | ceiling plate for remote driver (more specification on p.32-33)

*customizations* optional accessories and customizable features on p.44-45

◆ IP40

aluminium  
structure profile

## ZIRKOL CEILING | 0,85m

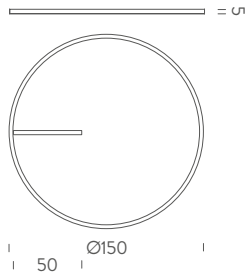
CCT	max power	source	voltage	lum. flux	CRI	switching	code	finish	Euro
2700K	35W	linear LED	220/240V	2000lm	90	DALI 1-100%	BZLCD408G15DBO	white	1145,00
							BZLCD408G15DNE	black	1145,00
							BZLCD408G15DOR	matte gold	1259,00
3000K				2200lm			BZLCD408G15WBO	white	1145,00
							BZLCD408G15WNE	black	1145,00
							BZLCD408G15WOR	matte gold	1259,00
4000K				2360lm			BZLCD408G15NBO	white	1145,00
							BZLCD408G15NNE	black	1145,00
							BZLCD408G15NOR	matte gold	1259,00
<i>note</i>	RAL 9005 black   RAL 9016 white   shipped assembled								
<i>included</i>	driver box with 1 x driver Superslim								
<i>customizations</i>	lumen output, finish								

 IP40

## ZIRKOL CEILING | 1m

CCT	max power	source	voltage	lum. flux	CRI	switching	code	finish	Euro
2700K	45W	linear LED	220/240V	2616lm	90	DALI 1-100%	BZLCD410G15DBO	white	1458,00
							BZLCD410G15DNE	black	1458,00
							BZLCD410G15DOR	matte gold	1604,00
3000K				2769lm			BZLCD410G15WBO	white	1458,00
							BZLCD410G15WNE	black	1458,00
							BZLCD410G15WOR	matte gold	1604,00
4000K				3077lm			BZLCD410G15NBO	white	1458,00
							BZLCD410G15NNE	black	1458,00
							BZLCD410G15NOR	matte gold	1604,00
<i>note</i>	RAL 9005 black   RAL 9016 white   shipped assembled								
<i>included</i>	driver box with 1 x driver Superslim								
<i>customizations</i>	lumen output, finish								

 IP40

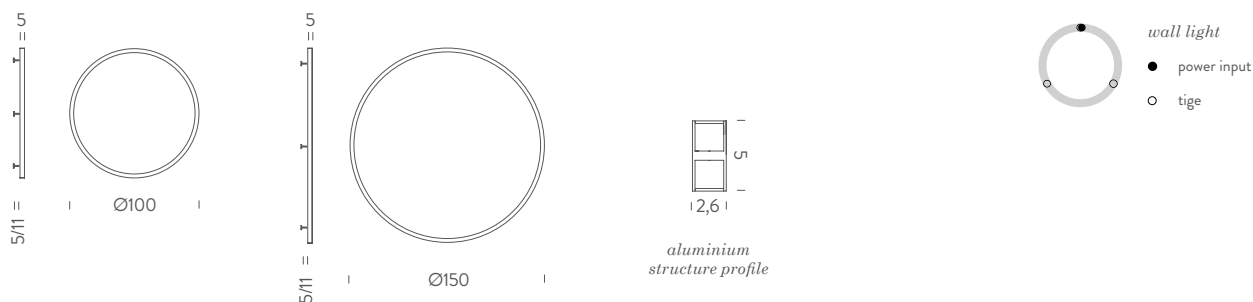


aluminium  
structure profile

## ZIRKOL CEILING | 1,5m

<i>CCT</i>	<i>max power</i>	<i>source</i>	<i>voltage</i>	<i>lum. flux</i>	<i>CRI</i>	<i>switching</i>	<i>code</i>	<i>finish</i>	<i>Euro</i>
2700K	68W	linear LED	220/240V	3923lm	90	DALI 1-100%	BZRCD415G15DBO	white	1842,00
							BZRCD415G15DNE	black	1842,00
							BZRCD415G15DOR	matte gold	2020,00
3000K				4154lm			BZRCD415G15WBO	white	1842,00
							BZRCD415G15WNE	black	1842,00
							BZRCD415G15WOR	matte gold	2020,00
4000K				4616lm			BZRCD415G15NBO	white	1842,00
							BZRCD415G15NNE	black	1842,00
							BZRCD415G15NOR	matte gold	2020,00
<i>note</i>	RAL 9005 black   RAL 9016 white   shipped assembled								
<i>included</i>	driver box with 1 x driver Superslim								
<i>customizations</i>	lumen output, finish								

IP40



### ZIRKOL CIRCLE WALL | 1 m

CCT	max power	source	voltage	lum. flux	CRI	switching	code	finish	Euro
2700K	45W	Lineal LED	220/240V	2616lm	90	DALI 1-100%	BZRC4210G15DNE	black	1399,00
3000K				2769lm			BZRC4210G15WNE	black	1399,00
4000K				3077lm			BZRC4210G15NNE	black	1399,00
<i>note</i>	remote driver   RAL 9005 black   shipped assembled   indirect light emission								
<i>included</i>	1 x driver WALIM60W24VIN   1 x dimmer interface WDIMDALIHP   3 x tige 5 cm   3 x tige 11 cm								
<i>customizations</i>	driver box								



IP20

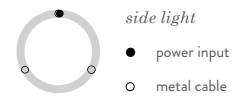
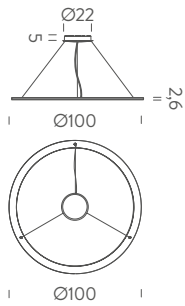
### ZIRKOL CIRCLE WALL | 1,5 m

CCT	max power	source	voltage	lum. flux	CRI	switching	code	finish	Euro
2700K	68W	Lineal LED	220/240V	3923lm	90	DALI 1-100%	BZRC4215G15DNE	black	1739,00
3000K				4154lm			BZRC4215G15WNE	black	1739,00
4000K				4616lm			BZRC4215G15NNE	black	1739,00
<i>note</i>	remote driver   RAL 9005 black   shipped assembled   indirect light emission								
<i>included</i>	1 x driver WALIM150W24VIN   1 x dimmer interface WDIMDALIHP   3 x tige 5 cm   3 x tige 16 cm								
<i>customizations</i>	driver box								



IP20





## ZIRKOL SIDE | 1 m

### INSIDE-OUTSIDE LIGHT

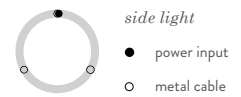
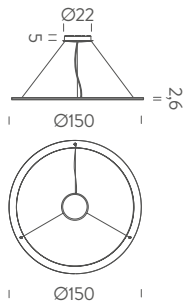
<i>CCT</i>	<i>max power</i>	<i>source</i>	<i>voltage</i>	<i>lum. flux</i>	<i>CRI</i>	<i>switching</i>	<i>code</i>	<i>finish</i>	<i>Euro</i>
2700K	90W	Linear LED	110/240V		90	DALI 1-100%	BZRS1710G15DNE	black	1780,00
							BZRS1710G15DBO	white	1780,00
3000K							BZRS1710G15WNE	black	1780,00
							BZRS1710G15WBO	white	1780,00
4000K							BZRS1710G15NNE	black	1780,00
							BZRS1710G15NBO	white	1780,00

*note* RAL 9005 black | RAL 9016 white | shipped assembled

*included* round canopy with 1 x driver WALIMLED100/24 | 1 x dimmer interface WDIMDALIHP | 1 x electrical cable 4m | 3 x adjustable metal cable (length from 3m to 0,5m)

*customizations* optional accessories and customizable features on p.44-45

 **IP40**



side light

- power input
- metal cable

## ZIRKOL SIDE | 1,5 m

### INSIDE-OUTSIDE LIGHT

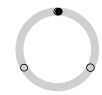
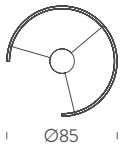
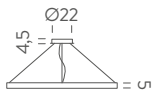
CCT	max power	source	voltage	lum. flux	CRI	switching	code	finish	Euro
2700K	136W	Linear LED	220/240V		90	DALI 1-100%	BZRS1715G15DNE	black	2270,00
							BZRS1715G15DBO	white	2270,00
3000K							BZRS1715G15WNE	black	2270,00
							BZRS1715G15WBO	white	2270,00
4000K							BZRS1715G15NNE	black	2270,00
							BZRS1715G15NBO	white	2270,00

*note* RAL 9005 black | RAL 9016 white | shipped assembled

*included* round canopy with 1 x driver WALIMLED150/24 | 1 x dimmer interface WDIMDALIHP | 1 x electrical cable 4m | 3 x adjustable metal cable (length from 3m to 0,5m)

*customizations* optional accessories and customizable features on p.44-45

 IP40



side light

- power input
- metal cable

## ZIRKOL GAP | 0,85 m

### DOWNLIGHT

CCT	max power	source	voltage	lum. flux	CRI	switching	code	finish	Euro
2700K	26W	Linear LED	110/240V	1500lm	90	DALI 1-100%	BZRG1608G15DBO	black	1.113,00
							BZRG1608G15DNE	white	1.113,00
							BZRG1608G15DOR	matte gold	1.226,00
3000K				1650lm			BZRG1608G15WBO	black	1.113,00
							BZRG1608G15WNE	white	1.113,00
							BZRG1608G15WOR	matte gold	1.226,00
4000K				1770lm			BZRG1608G15NBO	black	1.113,00
							BZRG1608G15NNE	white	1.113,00
							BZRG1608G15NOR	matte gold	1.226,00

*note* RAL 9005 black | RAL 9016 white | shipped assembled

*included* round canopy with 1 x driver 75W | 1 x dimmer interface WDIMDALIHP | 1 x electrical cable 4m | 3 x adjustable metal cable (length from 3m to 0,5m) | ceiling attachment included

*customizations* optional accessories and customizable features on p.44-45

IP40

### UP-DOWNLIGHT

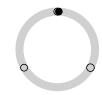
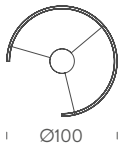
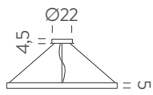
CCT	max power	source	voltage	lum. flux	CRI	switching	code	finish	Euro
2700K	45W	Linear LED	110/240V	3000lm	90	DALI 1-100%	BZRG1708G15DBO	black	1.356,00
							BZRG1708G15DNE	white	1.356,00
							BZRG1708G15DOR	matte gold	1.566,00
3000K				3300lm			BZRG1708G15WBO	black	1.356,00
							BZRG1708G15WNE	white	1.356,00
							BZRG1708G15WOR	matte gold	1.566,00
4000K				3540lm			BZRG1708G15NBO	black	1.356,00
							BZRG1708G15NNE	white	1.356,00
							BZRG1708G15NOR	matte gold	1.566,00

*note* RAL 9005 black | RAL 9016 white | shipped assembled

*included* round canopy with 1 x driver 75W | 1 x dimmer interface WDIMDALIHP | 1 x electrical cable 4m | 3 x adjustable metal cable (length from 3m to 0,5m) | ceiling attachment included

*customizations* optional accessories and customizable features on p.44-45

IP40



side light

- power input
- metal cable

## ZIRKOL GAP | 1 m

### DOWNLIGHT

CCT	max power	source	voltage	lum. flux	CRI	switching	code	finish	Euro
2700K	34W	Linear LED	110/240V	1962lm	90	DALI 1-100%	BZRG1610G15DBO	white	1.226,00
							BZRG1610G15DNE	black	1.226,00
							BZRG1610G15DOR	gold	1.350,00
3000K				2077lm			BZRG1610G15WBO	white	1.226,00
							BZRG1610G15WNE	black	1.226,00
							BZRG1610G15WOR	gold	1.350,00
4000K				2308lm			BZRG1610G15NBO	white	1.226,00
							BZRG1610G15NNE	black	1.226,00
							BZRG1610G15NOR	gold	1.350,00

*note* RAL 9005 black | RAL 9016 white | shipped assembled

*included* round canopy with 1 x driver 75W | 1 x dimmer interface WDIMDALIHP | 1 x electrical cable 4m | 3 x adjustable metal cable (length from 3m to 0,5m) | ceiling attachment included

*customizations* optional accessories and customizable features on p.44-45

IP40

### UP-DOWNLIGHT

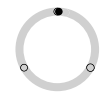
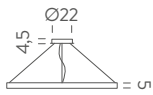
CCT	max power	source	voltage	lum. flux	CRI	switching	code	finish	Euro
2700K	68W	Linear LED	110/240V	3923lm	90	DALI 1-100%	BZRG1710G15DBO	black	1.469,00
							BZRG1710G15DNE	white	1.469,00
							BZRG1710G15DOR	matte gold	1.658,00
3000K				4154lm			BZRG1710G15WBO	black	1.469,00
							BZRG1710G15WNE	white	1.469,00
							BZRG1710G15WOR	matte gold	1.658,00
4000K				4615lm			BZRG1710G15NBO	black	1.469,00
							BZRG1710G15NNE	white	1.469,00
							BZRG1710G15NOR	matte gold	1.658,00

*note* RAL 9005 black | RAL 9016 white | shipped assembled

*included* round canopy with 1 x driver 75W | 1 x dimmer interface WDIMDALIHP | 1 x electrical cable 4m | 3 x adjustable metal cable (length from 3m to 0,5m) | ceiling attachment included

*customizations* optional accessories and customizable features on p.44-45

IP40



side light

- power input
- metal cable

## ZIRKOL GAP | 1,5 m

### DOWNLIGHT

CCT	max power	source	voltage	lum. flux	CRI	switching	code	finish	Euro
2700K	51W	Linear LED	110/240V	2942lm	90	DALI 1-100%	BZRG1615G15DBO	black	1.566,00
							BZRG1615G15DNE	white	1.566,00
							BZRG1615G15DOR	gold	1.723,00
3000K				3115lm			BZRG1615G15WBO	black	1.566,00
							BZRG1615G15WNE	white	1.566,00
							BZRG1615G15WOR	gold	1.723,00
4000K				3462lm			BZRG1615G15NBO	black	1.566,00
							BZRG1615G15NNE	white	1.566,00
							BZRG1615G15NOR	gold	1.723,00

*note* RAL 9005 black | RAL 9016 white | shipped assembled

*included* round canopy with 1 x driver 75W | 1 x dimmer interface WDIMDALIHP | 1 x electrical cable 4m | 3 x adjustable metal cable (length from 3m to 0,5m) | ceiling attachment included

*customizations* optional accessories and customizable features on p.44-45

IP40

### UP-DOWNLIGHT

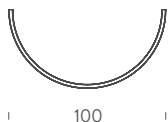
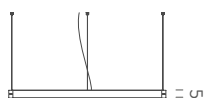
CCT	max power	source	voltage	lum. flux	CRI	switching	code	finish	Euro
2700K	90W	Linear LED	110/240V	5885lm	90	DALI 1-100%	BZRG1715G15DBO	black	1.901,00
							BZRG1715G15DNE	white	1.901,00
							BZRG1715G15DOR	matte gold	2.085,00
3000K				6231lm			BZRG1715G15WBO	black	1.901,00
							BZRG1715G15WNE	white	1.901,00
							BZRG1715G15WOR	matte gold	2.085,00
4000K				6924lm			BZRG1715G15NBO	black	1.901,00
							BZRG1715G15NNE	white	1.901,00
							BZRG1715G15NOR	matte gold	2.085,00

*note* RAL 9005 black | RAL 9016 white | shipped assembled

*included* round canopy with 1 x driver WALIMLED100/24 | 1 x dimmer interface WDIMDALIHP | 1 x electrical cable 4m | 3 x adjustable metal cable (length from 3m to 0,5m) | ceiling attachment included

*customizations* optional accessories and customizable features on p.44-45

IP40



## ZIRKOL ROUND | 1 m

### DOWNLIGHT

CCT	max power	source	voltage	lum. flux	CRI	switching	code	finish	Euro
2700K	22,5W	Linear LED	110/240V	1308lm	90	DALI 1-100%	BZRR1610G15DBO	black	659,00
							BZRR1610G15DNE	white	659,00
							BZRR1610G15DOR	matte gold	729,00
3000K				1384lm			BZRR1610G15WBO	black	659,00
							BZRR1610G15WNE	white	659,00
							BZRR1610G15WOR	matte gold	729,00
4000K				1538lm			BZRR1610G15NBO	black	659,00
							BZRR1610G15NNE	white	659,00
							BZRR1610G15NOR	matte gold	729,00

*note* remote driver | RAL 9005 black | RAL 9016 white | shipped assembled

*included* 1 x driver 75W | 1 x dimmer interface WDIMDALIHP | 1 x electrical cable 4m | 3 x adjustable metal cable (length from 3m to 0,5m) | ceiling attachment included

*customizations* optional accessories and customizable features on p.44-45

 **IP40**

### UP-DOWNLIGHT

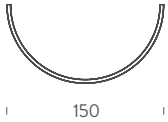
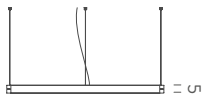
CCT	max power	source	voltage	lum. flux	CRI	switching	code	finish	Euro
2700K	45W	Linear LED	110/240V	2615lm	90	DALI 1-100%	BZRR1710G15DBO	black	821,00
							BZRR1710G15DNE	white	821,00
							BZRR1710G15DOR	matte gold	908,00
3000K				2769lm			BZRR1710G15WBO	black	821,00
							BZRR1710G15WNE	white	821,00
							BZRR1710G15WOR	matte gold	908,00
4000K				3077lm			BZRR1710G15NBO	black	821,00
							BZRR1710G15NNE	white	821,00
							BZRR1710G15NOR	matte gold	908,00

*note* RAL 9005 black | RAL 9016 white | shipped assembled

*included* 1 x driver 75W | 1 x dimmer interface WDIMDALIHP | 1 x electrical cable 4m | 3 x adjustable metal cable (length from 3m to 0,5m) | ceiling attachment included

*customizations* optional accessories and customizable features on p.44-45

 **IP40**



## ZIRKOL ROUND | 1,5 m

### DOWNLIGHT

CCT	max power	source	voltage	lum. flux	CRI	switching	code	finish	Euro
2700K	34W	Linear LED	110/240V	1961lm	90	DALI 1-100%	BZRR1615G15DBO	black	908,00
							BZRR1615G15DNE	white	908,00
							BZRR1615G15DOR	matte gold	1.005,00
3000K				2077lm			BZRR1615G15WBO	black	908,00
							BZRR1615G15WNE	white	908,00
							BZRR1615G15WOR	matte gold	1.005,00
4000K				23068lm			BZRR1615G15NBO	black	908,00
							BZRR1615G15NNE	white	908,00
							BZRR1615G15NOR	matte gold	1.005,00

*note* RAL 9005 black | RAL 9016 white | shipped assembled

*included* round canopy with 1 x driver 75W | 1 x dimmer interface WDIMDALIHP | 1 x electrical cable 4m | 3 x adjustable metal cable (length from 3m to 0,5m) | ceiling attachment included

*customizations* optional accessories and customizable features on p.44-45

 **IP40**

### UP-DOWNLIGHT

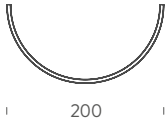
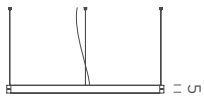
CCT	max power	source	voltage	lum. flux	CRI	switching	code	finish	Euro
2700K	68W	Linear LED	110/240V	3923lm	90	DALI 1-100%	BZRR1715G15DBO	black	1.102,00
							BZRR1715G15DNE	white	1.102,00
							BZRR1715G15DOR	matte gold	1.215,00
3000K				4154lm			BZRR1715G15WBO	black	1.102,00
							BZRR1715G15WNE	white	1.102,00
							BZRR1715G15WOR	matte gold	1.215,00
4000K				4616lm			BZRR1715G15NBO	black	1.102,00
							BZRR1715G15NNE	white	1.102,00
							BZRR1715G15NOR	matte gold	1.215,00

*note* RAL 9005 black | RAL 9016 white | shipped assembled

*included* round canopy with 1 x driver WALIMLED100/24 | 1 x dimmer interface WDIMDALIHP | 1 x electrical cable 4m | 3 x adjustable metal cable (length from 3m to 0,5m) | ceiling attachment included

*customizations* optional accessories and customizable features on p.44-45

 **IP40**



## ZIRKOL ROUND | 2 m

### DOWNLIGHT

CCT	max power	source	voltage	lum. flux	CRI	switching	code	finish	Euro
2700K	45W	Linear LED	110/240V	2630lm	90	DALI 1-100%	BZRR1620G15DBO	black	1.253,00
							BZRR1620G15DNE	white	1.253,00
							BZRR1620G15DOR	matte gold	1.383,00
3000K				2769lm			BZRR1620G15WBO	black	1.253,00
							BZRR1620G15WNE	white	1.253,00
							BZRR1620G15WOR	matte gold	1.383,00
4000K				3077lm			BZRR1620G15NBO	black	1.253,00
							BZRR1620G15NNE	white	1.253,00
							BZRR1620G15NOR	matte gold	1.383,00

*note* RAL 9005 black | RAL 9016 white | shipped assembled

*included* round canopy with 1 x driver driver 75W | 1 x dimmer interface WDIMDALIHP | 1 x electrical cable 4m | 3 x adjustable metal cable (length from 3m to 0,5m) | ceiling attachment included

*customizations* optional accessories and customizable features on p.44-45



### UP-DOWNLIGHT

CCT	max power	source	voltage	lum. flux	CRI	switching	code	finish	Euro
2700K	90W	Linear LED	110/240V	5250lm	90	DALI 1-100%	BZRR1720G15DBO	black	1.550,00
							BZRR1720G15DNE	white	1.550,00
							BZRR1720G15DOR	matte gold	1.847,00
3000K				5539lm			BZRR1720G15WBO	black	1.550,00
							BZRR1720G15WNE	white	1.550,00
							BZRR1720G15WOR	matte gold	1.847,00
4000K				6154lm			BZRR1720G15NBO	black	1.550,00
							BZRR1720G15NNE	white	1.550,00
							BZRR1720G15NOR	matte gold	1.847,00

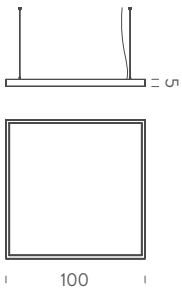
*note* RAL 9005 black | RAL 9016 white | shipped assembled

*included* round canopy with 1 x driver WALIMLED100/24 | 1 x dimmer interface WDIMDALIHP | 1 x electrical cable 4m | 3 x adjustable metal cable (length from 3m to 0,5m) | ceiling attachment included

*customizations* optional accessories and customizable features on p.44-45







## ZIRKOL SQUARE S | 1 m

### DOWNLIGHT

CCT	max power	source	voltage	lum. flux	CRI	switching	code	finish	Euro
2700K	58W	Linear LED	110/240V	3330lm	90	DALI 1-100%	BZRA1610G15DBO	black	1.134,00
							BZRA1610G15DNE	white	1.134,00
							BZRA1610G15DOR	gold	1.253,00
3000K				3525lm			BZRA1610G15WBO	black	1.134,00
							BZRA1610G15WNE	white	1.134,00
							BZRA1610G15WOR	gold	1.253,00
4000K				3920lm			BZRA1610G15NBO	black	1.134,00
							BZRA1610G15NNE	white	1.134,00
							BZRA1610G15NOR	gold	1.253,00

*note* remote driver | RAL 9005 black | RAL 9016 white | shipped assembled

*included* 1 x driver 75W | 1 x dimmer interface WDIMALIHP | 1 x electrical cable 4m | 4 x adjustable metal cable (length from 3m to 0,5m) | ceiling attachment included

*customizations* optional accessories and customizable features on p.44-45



**IP40**

### UP-DOWNLIGHT

CCT	max power	source	voltage	lum. flux	CRI	switching	code	finish	Euro
2700K	116W	Linear LED	110/240V	6660lm	90	DALI 1-100%	BZRA1710G15DBO	black	1.350,00
							BZRA1710G15DNE	white	1.350,00
							BZRA1710G15DOR	matte gold	1.491,00
3000K				7050lm			BZRA1710G15WBO	black	1.350,00
							BZRA1710G15WNE	white	1.350,00
							BZRA1710G15WOR	matte gold	1.491,00
4000K				7840lm			BZRA1710G15NBO	black	1.350,00
							BZRA1710G15NNE	white	1.350,00
							BZRA1710G15NOR	matte gold	1.491,00


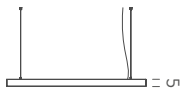
*note* RAL 9005 black | RAL 9016 white | shipped assembled

*included* round canopy with 1 x driver WALIMLED150/24 | 1 x dimmer interface WDIMALIHP | 1 x electrical cable 4m | 3 x adjustable metal cable (length from 3m to 0,5m) | ceiling attachment included

*customizations* optional accessories and customizable features on p.44-45



**IP40**



150

## ZIRKOL SQUARE S | 1,5 m

### DOWNLIGHT

<i>CCT</i>	<i>max power</i>	<i>source</i>	<i>voltage</i>	<i>lum. flux</i>	<i>CRI</i>	<i>switching</i>	<i>code</i>	<i>finish</i>	<i>Euro</i>
2700K	87W	Linear LED	110/240V	5000lm	90	DALI 1-100%	BZRA1615G15DBO	black	1.512,00
							BZRA1615G15DNE	white	1.512,00
							BZRA1615G15DOR	matte gold	1.674,00
3000K				5290lm			BZRA1615G15WBO	black	1.512,00
							BZRA1615G15WNE	white	1.512,00
							BZRA1615G15WOR	matte gold	1.674,00
4000K				5880lm			BZRA1615G15NBO	black	1.512,00
							BZRA1615G15NNE	white	1.512,00
							BZRA1615G15NOR	matte gold	1.674,00

*note* RAL 9005 black | RAL 9016 white | shipped assembled

*included* round canopy with 1 x driver WALIMLED100/24 | 1 x dimmer interface WDIMDALIHP | 1 x electrical cable 4m | 3 x adjustable metal cable (length from 3m to 0,5m) | ceiling attachment included

*customizations* optional accessories and customizable features on p.44-45



IP40

### UP-DOWNLIGHT

<i>CCT</i>	<i>max power</i>	<i>source</i>	<i>voltage</i>	<i>lum. flux</i>	<i>CRI</i>	<i>switching</i>	<i>code</i>	<i>finish</i>	<i>Euro</i>
2700K	174W	Linear LED	110/240V	10000lm	90	DALI 1-100%	BZRA1715G15DBO	black	1.858,00
							BZRA1715G15DNE	white	1.858,00
							BZRA1715G15DOR	matte gold	2.047,00
3000K				10480lm			BZRA1715G15WBO	black	1.858,00
							BZRA1715G15WNE	white	1.858,00
							BZRA1715G15WOR	matte gold	2.047,00
4000K				11760lm			BZRA1715G15NBO	black	1.858,00
							BZRA1715G15NNE	white	1.858,00
							BZRA1715G15NOR	matte gold	2.047,00

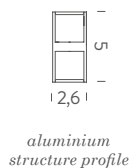
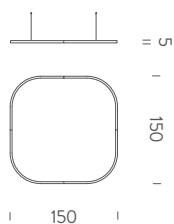
*note* RAL 9005 black | RAL 9016 white | shipped assembled

*included* round canopy with 1 x driver WALIMLED150/24 | 1 x dimmer interface WDIMDALIHP | 1 x electrical cable 4m | 3 x adjustable metal cable (length from 3m to 0,5m) | ceiling attachment included

*customizations* optional accessories and customizable features on p.44-45



IP40



aluminium structure profile



downlight/up-downlight

- power input
- metal cable
- split

## ZIRKOL SQUARE Q | 1,5 x 1,5 m

### DOWNLIGHT

CCT	max power	source	CRI	voltage	lum. flux	switching	code	finish	Euro
2700K	77W	linear LED	90	110/240V	4432lm	DALI 1-100%	BZRQ1606G15DBO	white	2684,00
							BZRQ1606G15DNE	black	2684,00
							BZRQ1606G15DOR	matte gold	2981,00
3000K					4692lm		BZRQ1606G15WBO	white	2684,00
							BZRQ1606G15WNE	black	2684,00
							BZRQ1606G15WOR	matte gold	2981,00
4000K					5214lm		BZRQ1606G15NBO	white	2684,00
							BZRQ1606G15NNE	black	2684,00
							BZRQ1606G15NOR	matte gold	2981,00

*note* remote driver | RAL 9005 black | RAL 9016 white | shipped assembled

*included* 1 x driver WALIMLED100/24 | 1 x dimmer interface WDIMDALIHP | 1 x electrical cable 5m | 4 x adjustable metal cable length 3m | ceiling attachment included

*optional accessory* driver box | ceiling plate for remote driver (more specification on p.32-33)

*customizations* optional accessories and customizable features on p.44-45

◆ IP40

### UP-DOWNLIGHT

CCT	max power	source	CRI	voltage	lum. flux	switching	code	finish	Euro
2700K	154W	linear LED	90	220/240V	8863lm	DALI 1-100%	BZRQ1712G15DBO	white	3327,00
							BZRQ1712G15DNE	black	3327,00
							BZRQ1712G15DOR	matte gold	3672,00
3000K					9384lm		BZRQ1712G15WBO	white	3327,00
							BZRQ1712G15WNE	black	3327,00
							BZRQ1712G15WOR	matte gold	3672,00
4000K					10427lm		BZRQ1712G15NBO	white	3327,00
							BZRQ1712G15NNE	black	3327,00
							BZRQ1712G15NOR	matte gold	3672,00

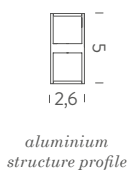
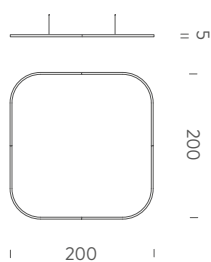
*note* remote driver | RAL 9005 black | RAL 9016 white | shipped assembled

*included* 1 x driver WALIM250W24VIN | 1 x dimmer interface WDIMDALIHP | 1 x electrical cable 5m | 4 x adjustable metal cable length 3m | ceiling attachment included

*optional accessory* driver box | ceiling plate for remote driver (more specification on p.32-33)

*customizations* optional accessories and customizable features on p.44-45

◆ IP40



downlight

- power input
- metal cable
- split



up-downlight

- power input
- metal cable
- split

## ZIRKOL SQUARE Q | 2 x 2 m

### DOWNLIGHT

CCT	max power	source	CRI	voltage	lum. flux	switching	code	finish	Euro
2700K	105W	linear LED	90	220/240V	6098lm	DALI 1-100%	BZRQ1608G15DBO	white	2916,00
							BZRQ1608G15DNE	black	2916,00
							BZRQ1608G15DOR	matte gold	3208,00
3000K					6456lm		BZRQ1608G15WBO	white	2916,00
							BZRQ1608G15WNE	black	2916,00
							BZRQ1608G15WOR	matte gold	3208,00
4000K					7174lm		BZRQ1608G15NBO	white	2916,00
							BZRQ1608G15NNE	black	2916,00
							BZRQ1608G15NOR	matte gold	3208,00

*note* remote driver | RAL 9005 black | RAL 9016 white | shipped in 2 pieces

*included* 1 x driver WALIM150W24VIN | 1 x dimmer interface WDIMDALIHP | 1 x electrical cable 5m | 4 x adjustable metal cable length 3m | ceiling attachment included

*optional accessory* driver box | ceiling plate for remote driver (more specification on p.32-33)

*customizations* optional accessories and customizable features on p.44-45

◆ IP40

### UP-DOWNLIGHT

CCT	max power	source	CRI	voltage	lum. flux	switching	code	finish	Euro
2700K	211W	linear LED	90	220/240V	12195lm	DALI 1-100%	BZRQ1716G15DBO	white	3888,00
							BZRQ1716G15DNE	black	3888,00
							BZRQ1716G15DOR	matte gold	4299,00
3000K					12912lm		BZRQ1716G15WBO	white	3888,00
							BZRQ1716G15WNE	black	3888,00
							BZRQ1716G15WOR	matte gold	4299,00
4000K					14347lm		BZRQ1716G15NBO	white	3888,00
							BZRQ1716G15NNE	black	3888,00
							BZRQ1716G15NOR	matte gold	4299,00

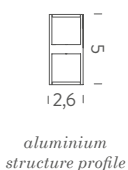
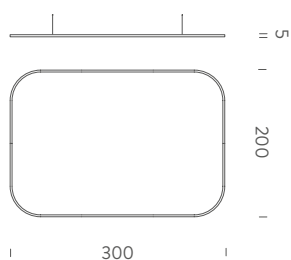
*note* remote driver | RAL 9005 black | RAL 9016 white | shipped in 2 pieces

*included* 1 x driver WALIM250W24VIN | 1 x dimmer interface WDIMDALIHP | 2 x electrical cable 5m | 4 x adjustable metal cable length 3m | ceiling attachment included

*optional accessory* driver box | ceiling plate for remote driver (more specification on p.32-33)

*customizations* optional accessories and customizable features on p.44-45

◆ IP40



downlight/up-downlight

- power input
- metal cable
- split

## ZIRKOL SQUARE Q | 3 x 2 m

### DOWNLIGHT

CCT	max power	source	CRI	voltage	lum. flux	switching	code	finish	Euro
2700K	134W	linear LED	90	220/240V	7764lm	DALI 1-100%	BZRQ1610G15DBO	white	3500,00
							BZRQ1610G15DNE	black	3500,00
							BZRQ1610G15DOR	matte gold	3851,00
3000K					8220lm		BZRQ1610G15WBO	white	3500,00
							BZRQ1610G15WNE	black	3500,00
							BZRQ1610G15WOR	matte gold	3851,00
4000K					9134lm		BZRQ1610G15NBO	white	3500,00
							BZRQ1610G15NNE	black	3500,00
							BZRQ1610G15NOR	matte gold	3851,00

*note* remote driver | RAL 9005 black | RAL 9016 white | shipped in 2 pieces

*included* 1 x driver WALIM150W24VIN | 1 x dimmer interface WDIMDALIHP | 2 x electrical cable 5m | 4 x adjustable metal cable length 3m | ceiling attachment included

*optional accessory* driver box | ceiling plate for remote driver (more specification on p.32-33)

*customizations* optional accessories and customizable features on p.44-45

◆ IP40

### UP-DOWNLIGHT

CCT	max power	source	CRI	voltage	lum. flux	switching	code	finish	Euro
2700K	268W	linear LED	90	220/240V	15527lm	DALI 1-100%	BZRQ1720G15DBO	white	4725,00
							BZRQ1720G15DNE	black	4725,00
							BZRQ1720G15DOR	matte gold	5184,00
3000K					16440lm		BZRQ1720G15WBO	white	4725,00
							BZRQ1720G15WNE	black	4725,00
							BZRQ1720G15WOR	matte gold	5184,00
4000K					18267lm		BZRQ1720G15NBO	white	4725,00
							BZRQ1720G15NNE	black	4725,00
							BZRQ1720G15NOR	matte gold	5184,00

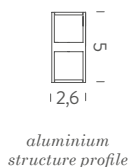
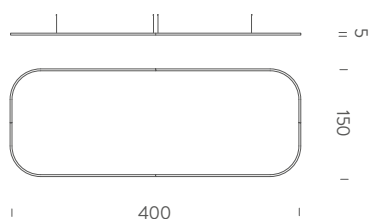
*note* remote driver | RAL 9005 black | RAL 9016 white | shipped in 2 pieces

*included* 2 x drivers WALIM150W24VIN | 2 x dimmer interface WDIMDALIHP | 2 x electrical cable 5m | 4 x adjustable metal cable length 3m | ceiling attachment included

*optional accessory* driver box | ceiling plate for remote driver (more specification on p.32-33)

*customizations* optional accessories and customizable features on p.44-45

◆ IP40



*downtlight/up-downtlight*

- power input
- metal cable
- split

## ZIRKOL SQUARE Q | 4 x 1,5 m

### DOWNLIGHT

CCT	max power	source	CRI	voltage	lum. flux	switching	code	finish	Euro
2700K	149W	linear LED	90	220/240V	8597lm	DALI 1-100%	BZRQ1611G15DBO	white	3732,00
							BZRQ1611G15DNE	black	3732,00
							BZRQ1611G15DOR	matte gold	4158,00
3000K					9102lm		BZRQ1611G15WBO	white	3732,00
							BZRQ1611G15WNE	black	3732,00
							BZRQ1611G15WOR	matte gold	4158,00
4000K					10114lm		BZRQ1611G15NBO	white	3732,00
							BZRQ1611G15NNE	black	3732,00
							BZRQ1611G15NOR	matte gold	4158,00

*note* remote driver | RAL 9005 black | RAL 9016 white | shipped in 4 pieces

*included* 2 x driver WALIMLED100/24 | 2 x dimmer interface WDIMDALIHP | 4 x electrical cable 5m | 6 x adjustable metal cable length 3m | ceiling attachment included

*optional accessory* driver box | ceiling plate for remote driver (more specification on p.32-33)

*customizations* optional accessories and customizable features on p.44-45

### ◆ IP40

### UP-DOWNLIGHT

CCT	max power	source	CRI	voltage	lum. flux	switching	code	finish	Euro
2700K	297W	linear LED	90	220/240V	17193lm	DALI 1-100%	BZRQ1722G15DBO	white	4958,00
							BZRQ1722G15DNE	black	4958,00
							BZRQ1722G15DOR	matte gold	5454,00
3000K					18204lm		BZRQ1722G15WBO	white	4958,00
							BZRQ1722G15WNE	black	4958,00
							BZRQ1722G15WOR	matte gold	5454,00
4000K					20227lm		BZRQ1722G15NBO	white	4958,00
							BZRQ1722G15NNE	black	4958,00
							BZRQ1722G15NOR	matte gold	5454,00

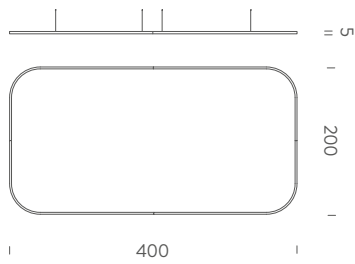
*note* remote driver | RAL 9005 black | RAL 9016 white | shipped in 4 pieces

*included* 2 x drivers WALIM150W24VIN | 2 x dimmer interface WDIMDALIHP | 4 x electrical cable 5m | 4 x adjustable metal cable length 3m | ceiling attachment included

*optional accessory* driver box | ceiling plate for remote driver (more specification on p.32-33)

*customizations* optional accessories and customizable features on p.44-45

### ◆ IP40



aluminium structure profile



downlight/up-downlight

- power input
- metal cable
- split

## ZIRKOL SQUARE Q | 4 x 2 m

### DOWNLIGHT

CCT	max power	source	CRI	voltage	lum. flux	switching	code	finish	Euro
2700K	163W	linear LED	90	220/240V	9430lm	DALI 1-100%	BZRQ1612G15DBO	white	4083,00
							BZRQ1612G15DNE	black	4083,00
							BZRQ1612G15DOR	matte gold	4493,00
3000K					9984lm		BZRQ1612G15WBO	white	4083,00
							BZRQ1612G15WNE	black	4083,00
							BZRQ1612G15WOR	matte gold	4493,00
4000K					11094lm		BZRQ1612G15NBO	white	4083,00
							BZRQ1612G15NNE	black	4083,00
							BZRQ1612G15NOR	matte gold	4493,00

*note* remote driver | RAL 9005 black | RAL 9016 white | shipped in 4 pieces

*included* 2 x driver WALIMLED100/24 | 2 x dimmer interface WDIMDALIHP | 4 x electrical cable 5m | 6 x adjustable metal cable length 3m | ceiling attachment included

*optional accessory* driver box | ceiling plate for remote driver (more specification on p.32-33)

*customizations* optional accessories and customizable features on p.44-45

### IP40

### UP-DOWNLIGHT

CCT	max power	source	CRI	voltage	lum. flux	switching	code	finish	Euro
2700K	326W	linear LED	90	220/240V	18859lm	DALI 1-100%	BZRQ1724G15DBO	white	5541,00
							BZRQ1724G15DNE	black	5541,00
							BZRQ1724G15DOR	matte gold	6183,00
3000K					19968lm		BZRQ1724G15WBO	white	5541,00
							BZRQ1724G15WNE	black	5541,00
							BZRQ1724G15WOR	matte gold	6183,00
4000K					22187lm		BZRQ1724G15NBO	white	5541,00
							BZRQ1724G15NNE	black	5541,00
							BZRQ1724G15NOR	matte gold	6183,00

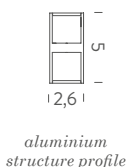
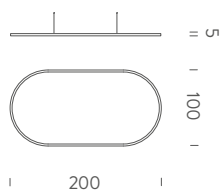
*note* remote driver | RAL 9005 black | RAL 9016 white | shipped in 4 pieces

*included* 2 x driver WALIM250W24VIN | 2 x dimmer interface WDIMDALIHP | 4 x electrical cable length 5m | 6 x adjustable metal cable length 3m | ceiling attachment included


*optional accessory* driver box | ceiling plate for remote driver (more specification on p.32-33)

*customizations* optional accessories and customizable features on p.44-45

### IP40



aluminium structure profile



downlight

- power input
- metal cable

up-downlight

- power input
- metal cable

## ZIRKOL OVAL | 2 x 1 m

### DOWNLIGHT

CCT	max power	source	CRI	voltage	lum. flux	switching	code	finish	Euro
2700K	74W	linear LED	90	100/240V	4282lm	DALI 1-100%	BZRO16A20G15DBO	white	1971,00
							BZRO16A20G15DNE	black	1971,00
							BZRO16A20G15DOR	matte gold	2182,00
3000K					4533lm		BZRO16A20G15WBO	white	1971,00
							BZRO16A20G15WNE	black	1971,00
							BZRO16A20G15WOR	matte gold	2182,00
4000K					5037lm		BZRO16A20G15NBO	white	1971,00
							BZRO16A20G15NNE	black	1971,00
							BZRO16A20G15NOR	matte gold	2182,00

*note* remote driver | RAL 9005 black | RAL 9016 white | shipped assembled

*included* 1 x driver WALIMLED100/24 | 1 x dimmer interface WDIMDALIHP | 1 x electrical cable 5m | 4 x adjustable metal cable length 3m | ceiling attachment included

*optional accessory* driver box | ceiling plate for remote driver (more specification on p.32-33)

*customizations* optional accessories and customizable features on p.44-45

◆ IP40

### UP-DOWNLIGHT

CCT	max power	source	CRI	voltage	lum. flux	switching	code	finish	Euro
2700K	148W	linear LED	90	220/240V	8563lm	DALI 1-100%	BZRO17A20G15DBO	white	2565,00
							BZRO17A20G15DNE	black	2565,00
							BZRO17A20G15DOR	matte gold	2798,00
3000K					9067lm		BZRO17A20G15WBO	white	2565,00
							BZRO17A20G15WNE	black	2565,00
							BZRO17A20G15WOR	matte gold	2798,00
4000K					10074lm		BZRO17A20G15NBO	white	2565,00
							BZRO17A20G15NNE	black	2565,00
							BZRO17A20G15NOR	matte gold	2798,00

*note* remote driver | RAL 9005 black | RAL 9016 white | shipped assembled

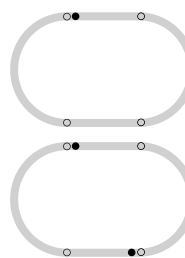
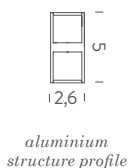
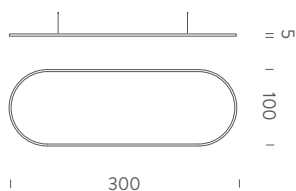
*included* 1 x driver WALIM150W24VIN | 1 x dimmer interface WDIMDALIHP | 2 x electrical cable 5m | 4 x adjustable metal cable length 3m | ceiling attachment included

*optional accessory* driver box | ceiling plate for remote driver (more specification on p.32-33)

*customizations* optional accessories and customizable features on p.44-45

◆ IP40





*downlight*

- power input
- metal cable

*up-downlight*

- power input
- metal cable

## ZIRKOL OVAL | 3 x 1 m

### DOWNLIGHT

CCT	max power	source	CRI	voltage	lum. flux	switching	code	finish	Euro
2700K	103W	linear LED	90	220/240V	5948lm	DALI 1-100%	BZRO16A30G15DBO	white	2274,00
							BZRO16A30G15DNE	black	2274,00
							BZRO16A30G15DOR	matte gold	2538,00
3000K					6297lm		BZRO16A30G15WBO	white	2274,00
							BZRO16A30G15WNE	black	2274,00
							BZRO16A30G15WOR	matte gold	2538,00
4000K					6997lm		BZRO16A30G15NBO	white	2274,00
							BZRO16A30G15NNE	black	2274,00
							BZRO16A30G15NOR	matte gold	2538,00

*note* remote driver | RAL 9005 black | RAL 9016 white | shipped assembled

*included* 1 x driver WALIM150W24VIN | 1 x dimmer interface WDIMDALIHP | 1 x electrical cable 5m | 4 x adjustable metal cable length 3m | ceiling attachment included

*optional accessory* driver box | ceiling plate for remote driver (more specification on p.32-33)

*customizations* optional accessories and customizable features on p.44-45

◆ IP40

### UP-DOWNLIGHT

CCT	max power	source	CRI	voltage	lum. flux	switching	code	finish	Euro
2700K	206W	linear LED	90	220/240V	11895lm	DALI 1-100%	BZRO17A30G15DBO	white	3208,00
							BZRO17A30G15DNE	black	3208,00
							BZRO17A30G15DOR	matte gold	3559,00
3000K					12595lm		BZRO17A30G15WBO	white	3208,00
							BZRO17A30G15WNE	black	3208,00
							BZRO17A30G15WOR	matte gold	3559,00
4000K					13994lm		BZRO17A30G15NBO	white	3208,00
							BZRO17A30G15NNE	black	3208,00
							BZRO17A30G15NOR	matte gold	3559,00

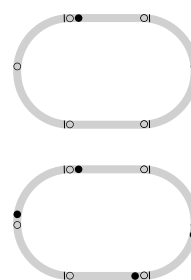
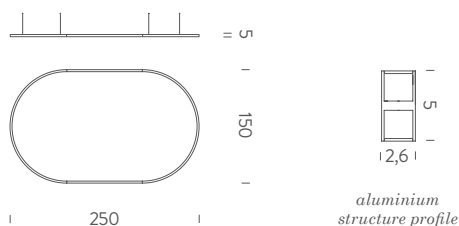
*note* remote driver | RAL 9005 black | RAL 9016 white | shipped assembled

*included* 1 x driver WALIM250W24VIN | 1 x dimmer interface WDIMDALIHP | 2 x electrical cable 5m | 4 x adjustable metal cable length 3m | ceiling attachment included

*optional accessory* driver box | ceiling plate for remote driver (more specification on p.32-33)

*customizations* optional accessories and customizable features on p.44-45

◆ IP40



- downlight*
- power input
- metal cable
- split
  
- up-downlight*
- power input
- metal cable
- split

## ZIRKOL OVAL | 2,5 x 1,5 m

### DOWNLIGHT

CCT	max power	source	CRI	voltage	lum. flux	switching	code	finish	Euro
2700K	97W	linear LED	90	220/240V	5589lm	DALI 1-100%	BZRO16B25G15DBO	white	2333,00
							BZRO16B25G15DNE	black	2333,00
							BZRO16B25G15DOR	matte gold	2565,00
3000K					5918lm		BZRO16B25G15WBO	white	2333,00
							BZRO16B25G15WNE	black	2333,00
							BZRO16B25G15WOR	matte gold	2565,00
4000K					6576lm		BZRO16B25G15NBO	white	2333,00
							BZRO16B25G15NNE	black	2333,00
							BZRO16B25G15NOR	matte gold	2565,00

*note* remote driver | RAL 9005 black | RAL 9016 white | shipped in 4 pieces

*included* 1 x driver WALIM150W24VIN | 1 x dimmer interface WDIMDALIHP | 1 x electrical cable 5m | 6 x adjustable metal cable length 3m | ceiling attachment included

*optional accessory* driver box | ceiling plate for remote driver (more specification on p.32-33)

*customizations* optional accessories and customizable features on p.44-45

◆ IP40

### UP-DOWNLIGHT

CCT	max power	source	CRI	voltage	lum. flux	switching	code	finish	Euro
2700K	193W	linear LED	90	220/240V	11179lm	DALI 1-100%	BZRO17B25G15DBO	white	3267,00
							BZRO17B25G15DNE	black	3267,00
							BZRO17B25G15DOR	matte gold	3618,00
3000K					11836lm		BZRO17B25G15WBO	white	3267,00
							BZRO17B25G15WNE	black	3267,00
							BZRO17B25G15WOR	matte gold	3618,00
4000K					13152lm		BZRO17B25G15NBO	white	3267,00
							BZRO17B25G15NNE	black	3267,00
							BZRO17B25G15NOR	matte gold	3618,00

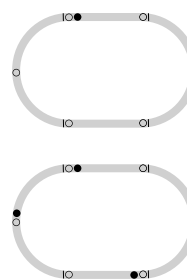
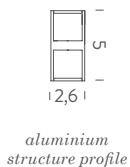
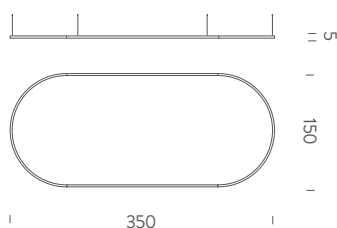
*note* remote driver | RAL 9005 black | RAL 9016 white | shipped in 4 pieces

*included* 2 x driver WALIMLED100/24 | 2 x dimmer interface WDIMDALIHP | 4 x electrical cable 5m | 6 x adjustable metal cable length 3m | ceiling attachment included

*optional accessory* driver box | ceiling plate for remote driver (more specification on p.32-33)

*customizations* optional accessories and customizable features on p.44-45

◆ IP40



downlight

- power input
- metal cable
- split

up-downlight

- power input
- metal cable
- split

## ZIRKOL OVAL | 3,5 x 1,5 m

### DOWNLIGHT

CCT	max power	source	CRI	voltage	lum. flux	switching	code	finish	Euro
2700K	125W	linear LED	90	220/240V	7255lm	DALI 1-100%	BZRO16B35G15DBO	white	2744,00
							BZRO16B35G15DNE	black	2744,00
							BZRO16B35G15DOR	matte gold	3035,00
3000K					7682lm		BZRO16B35G15WBO	white	2744,00
							BZRO16B35G15WNE	black	2744,00
							BZRO16B35G15WOR	matte gold	3035,00
4000K					8536lm		BZRO16B35G15NBO	white	2744,00
							BZRO16B35G15NNE	black	2744,00
							BZRO16B35G15NOR	matte gold	3035,00

*note* remote driver | RAL 9005 black | RAL 9016 white | shipped in 4 pieces

*included* 1 x driver WALIM150W24VIN | 1 x dimmer interface WDIMDALIHP | 1 x electrical cable 5m | 6 x adjustable metal cable length 3m | ceiling attachment included

*optional accessory* driver box | ceiling plate for remote driver (more specification on p.32-33)

*customizations* optional accessories and customizable features on p.44-45

◆ IP40

### UP-DOWNLIGHT

CCT	max power	source	CRI	voltage	lum. flux	switching	code	finish	Euro
2700K	251W	linear LED	90	220/240V	14511lm	DALI 1-100%	BZRO17B35G15DBO	white	3618,00
							BZRO17B35G15DNE	black	3618,00
							BZRO17B35G15DOR	matte gold	3975,00
3000K					15364lm		BZRO17B35G15WBO	white	3618,00
							BZRO17B35G15WNE	black	3618,00
							BZRO17B35G15WOR	matte gold	3975,00
4000K					17072lm		BZRO17B35G15NBO	white	3618,00
							BZRO17B35G15NNE	black	3618,00
							BZRO17B35G15NOR	matte gold	3975,00

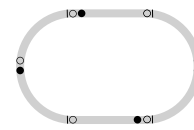
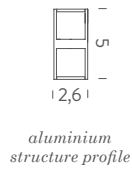
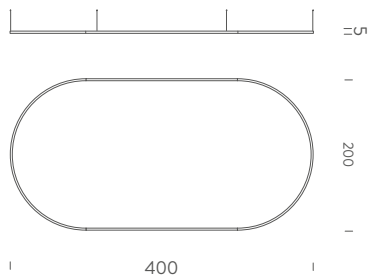
*note* remote driver | RAL 9005 black | RAL 9016 white | shipped in 4 pieces

*included* 2 x drivers WALIM150W24VIN | 2 x dimmer interface WDIMDALIHP | 4 x electrical cable 5m | 6 x adjustable metal cable length 3m | ceiling attachment included

*optional accessory* driver box | ceiling plate for remote driver (more specification on p.32-33)

*customizations* optional accessories and customizable features on p.44-45

◆ IP40



- downtlight/up-downtlight
- power input
  - metal cable
  - split

## ZIRKOL OVAL | 4 x 2 m

### DOWNLIGHT

CCT	max power	source	CRI	voltage	lum. flux	switching	code	finish	Euro
2700K	148W	linear LED	90	220/240V	8536lm	DALI 1-100%	BZRO16C40G15DBO	white	3402,00
							BZRO16C40G15DNE	black	3402,00
							BZRO16C40G15DOR	matte gold	3770,00
3000K					9067lm		BZRO16C40G15WBO	white	3402,00
							BZRO16C40G15WNE	black	3402,00
							BZRO16C40G15WOR	matte gold	3770,00
4000K					10074lm		BZRO16C40G15NBO	white	3402,00
							BZRO16C40G15NNE	black	3402,00
							BZRO16C40G15NOR	matte gold	3770,00

*note* remote driver | RAL 9005 black | RAL 9016 white | shipped in 4 pieces

*included* 2 x driver WALIMLED100/24 | 2 x dimmer interface WDIMDALIHP | 4 x electrical cable 5m | 6 x adjustable metal cable length 3m | ceiling attachment included

*optional accessory* driver box | ceiling plate for remote driver (more specification on p.32-33)

*customizations* optional accessories and customizable features on p.44-45

## ◆ IP40

### UP-DOWNLIGHT

CCT	max power	source	CRI	voltage	lum. flux	switching	code	finish	Euro
2700K	296W	linear LED	90	220/240V	17126lm	DALI 1-100%	BZRO17C40G15DBO	white	4666,00
							BZRO17C40G15DNE	black	4666,00
							BZRO17C40G15DOR	matte gold	5136,00
3000K					18134lm		BZRO17C40G15WBO	white	4666,00
							BZRO17C40G15WNE	black	4666,00
							BZRO17C40G15WOR	matte gold	5136,00
4000K					20149lm		BZRO17C40G15NBO	white	4666,00
							BZRO17C40G15NNE	black	4666,00
							BZRO17C40G15NOR	matte gold	5136,00

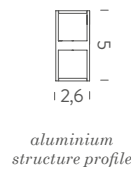
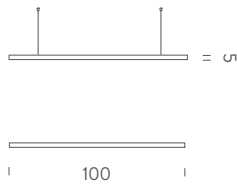
*note* remote driver | RAL 9005 black | RAL 9016 white | shipped in 4 pieces

*included* 2 x drivers WALIM150W24VIN | 2 x dimmer interface WDIMDALIHP | 4 x electrical cable 5m | 6 x adjustable metal cable length 3m | ceiling attachment included

*optional accessory* driver box | ceiling plate for remote driver (more specification on p.32-33)

*customizations* optional accessories and customizable features on p.44-45

## ◆ IP40



downtlight/up-downtlight

- power input
- metal cable

## ZIRKOL LINEAR | 1 m

### DOWNLIGHT

CCT	max power	source	CRI	voltage	lum. flux	switching	code	finish	Euro
2700K	14,5W	linear LED	90	110/240V	833lm	DALI 1-100%	BZRL1610G15DBO	white	508,00
							BZRL1610G15DNE	black	508,00
							BZRL1610G15DOR	matte gold	562,00
3000K					882lm		BZRL1610G15WBO	white	508,00
							BZRL1610G15WNE	black	508,00
							BZRL1610G15WOR	matte gold	562,00
4000K					980lm		BZRL1610G15NBO	white	508,00
							BZRL1610G15NNE	black	508,00
							BZRL1610G15NOR	matte gold	562,00

*note* remote driver | RAL 9005 black | RAL 9016 white | shipped assembled

*included* 1 x driver WALIMLED020/24 | 1 x dimmer interface WDIMDALIHP | 1 electrical cable length 5m | 2 x adjustable metal cable length 3m | ceiling attachment included

*optional accessory* driver box | ceiling plate for remote driver (more specification on p.32-33)

*customizations* optional accessories and customizable features on p.44-45

◆ IP40

### UP-DOWNLIGHT

CCT	max power	source	CRI	voltage	lum. flux	switching	code	finish	Euro
2700K	29W	linear LED	90	220/240V	1666lm	DALI 1-100%	BZRL1710G15DBO	white	573,00
							BZRL1710G15DNE	black	573,00
							BZRL1710G15DOR	matte gold	632,00
3000K					1764lm		BZRL1710G15WBO	white	573,00
							BZRL1710G15WNE	black	573,00
							BZRL1710G15WOR	matte gold	632,00
4000K					1960lm		BZRL1710G15NBO	white	573,00
							BZRL1710G15NNE	black	573,00
							BZRL1710G15NOR	matte gold	632,00

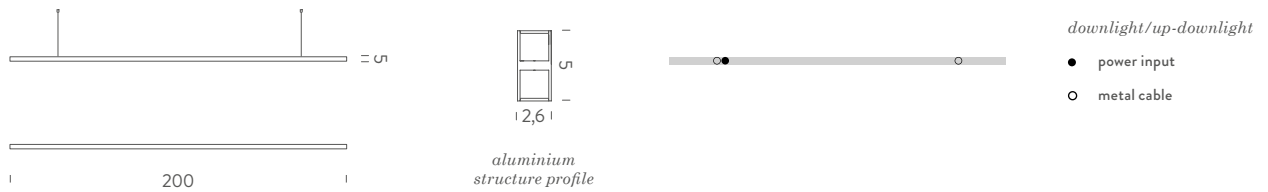
*note* remote driver | RAL 9005 black | RAL 9016 white | shipped assembled

*included* 1 x driver WALIM60W24VIN | 1 x dimmer interface WDIMDALIHP | 1 x electrical cable length 5m | 2 x adjustable metal cable length 3m | ceiling attachment included

*optional accessory* driver box | ceiling plate for remote driver (more specification on p.32-33)

*customizations* optional accessories and customizable features on p.44-45

◆ IP40



## ZIRKOL LINEAR | 2 m

### DOWNLIGHT

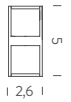
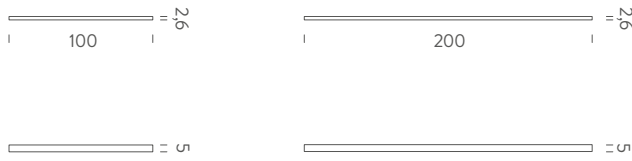
CCT	max power	source	CRI	voltage	lum. flux	switching	code	finish	Euro
2700K	29W	linear LED	90	220/240V	1666lm	DALI 1-100%	BZRL1620G15DBO	white	665,00
							BZRL1620G15DNE	black	665,00
							BZRL1620G15DOR	matte gold	735,00
3000K					1764lm		BZRL1620G15WBO	white	665,00
							BZRL1620G15WNE	black	665,00
							BZRL1620G15WOR	matte gold	735,00
4000K					1960lm		BZRL1620G15NBO	white	665,00
							BZRL1620G15NNE	black	665,00
							BZRL1620G15NOR	matte gold	735,00
<i>note</i>	remote driver   RAL 9005 black   RAL 9016 white   shipped assembled								
<i>included</i>	1 x driver WALIM60W24VIN   1 x dimmer interface WDIMDALIHP   1 x electrical cable length 5m   2 x adjustable metal cable length 3m   ceiling attachment included								
<i>optional accessory</i>	driver box   ceiling plate for remote driver (more specification on p.32-33)								
<i>customizations</i>	optional accessories and customizable features on p.44-45								

◆ IP40

### UP-DOWNLIGHT

CCT	max power	source	CRI	voltage	lum. flux	switching	code	finish	Euro
2700K	58W	linear LED	90	220/240V	3332lm	DALI 1-100%	BZRL1720G15DBO	white	794,00
							BZRL1720G15DNE	black	794,00
							BZRL1720G15DOR	matte gold	875,00
3000K					3528lm		BZRL1720G15WBO	white	794,00
							BZRL1720G15WNE	black	794,00
							BZRL1720G15WOR	matte gold	875,00
4000K					3920lm		BZRL1720G15NBO	white	794,00
							BZRL1720G15NNE	black	794,00
							BZRL1720G15NOR	matte gold	875,00
<i>note</i>	remote driver   RAL 9005 black   RAL 9016 white   shipped assembled								
<i>included</i>	1 x driver WALIM60W24VIN   1 x dimmer interface WDIMDALIHP   1 x electrical cable length 5m   2 x adjustable metal cable length 3m   ceiling attachment included								
<i>optional accessory</i>	driver box   ceiling plate for remote driver (more specification on p.32-33)								
<i>customizations</i>	optional accessories and customizable features on p.44-45								

◆ IP40



aluminium structure profile

## ZIRKOL LINEAR CEILING | 1 m

### DOWNLIGHT

CCT	max power	source	voltage	lum. flux	CRI	switching	code	finish	Euro
2700K	28W	linear LED	220/240V	1900lm	>90	ON/OFF	BZRLU410G15DBO	white	524,00
							BZRLU410G15DNE	black	524,00
							BZRLU410G15DOR	matte gold	578,00
3000K				2000lm			BZRLU410G15WBO	white	524,00
							BZRLU410G15WNE	black	524,00
							BZRLU410G15WOR	matte gold	578,00
4000K				2100lm			BZRLU410G15NBO	white	524,00
							BZRLU410G15NNE	black	524,00
							BZRLU410G15NOR	matte gold	578,00

*note* driver included | RAL 9005 black | RAL 9016 white

*included* 1 x driver Ultraslim | ceiling attachments

*customizations* length | lumen output

IP20

## ZIRKOL LINEAR CEILING | 2 m

### DOWNLIGHT

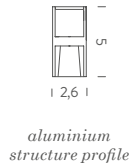
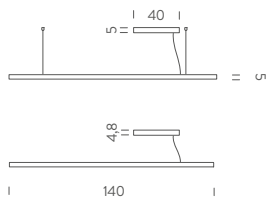
CCT	max power	source	voltage	lum. flux	CRI	switching	code	finish	Euro
2700K	56W	linear LED	220/240V	3800lm	>90	ON/OFF	BZRLU420G15DBO	white	756,00
							BZRLU420G15DNE	black	756,00
							BZRLU420G15DOR	matte gold	837,00
3000K				4000lm			BZRLU420G15WBO	white	756,00
							BZRLU420G15WNE	black	756,00
							BZRLU420G15WOR	matte gold	837,00
4000K				4200lm			BZRLU420G15NBO	white	756,00
							BZRLU420G15NNE	black	756,00
							BZRLU420G15NOR	matte gold	837,00

*note* driver included | RAL 9005 black | RAL 9016 white

*included* 1 x driver Ultraslim | ceiling attachments

*customizations* length | lumen output

IP20



downlight

- power input
- metal cable

## ZIRKOL LINEAR UGR | 1,40 m

### DOWNLIGHT

CCT	max power	source	CRI	voltage	lum. flux	switching	code	finish	Euro
3000K	45W	Linear LED	90	220/240V	3600lm	DALI 1-100%	BZRL1614I42WBO	white	956,00
							BZRL1614I42WNE	black	956,00
4000K					3700lm		BZRL1614I42NBO	white	956,00
							BZRL1614I42NNE	black	956,00

*note* RAL 9005 black | RAL 9016 white | shipped assembled

*included* 1 x driver | 1 driver box (40x5x4,5) | 1 electrical cable length 3m | 2 x adjustable metal cable length 3m (including ceiling attachments)

*customizations* length

IP40 UGR < 19

### UP-DOWNLIGHT

CCT	max power	source	CRI	voltage	lum. flux	switching	code	finish	Euro
3000K	60W	Linear LED	90	220/240V	3600+1100lm	DALI 1-100%	BZRL1714I49WBO	white	1026,00
							BZRL1714I49WNE	black	1026,00
4000K					3700+1200lm		BZRL1714I49NBO	white	1026,00
							BZRL1714I49NNE	black	1026,00

*note* RAL 9005 black | RAL 9016 white | shipped assembled

*included* 1 x driver | 1 driver box (40x5x4,5) | 1 electrical cable length 3m | 2 x adjustable metal cable length 3m (including ceiling attachments)

*customizations* length

IP40 UGR < 19



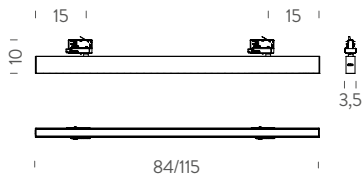


## ZIRKOL LINEAR CEILING UGR | 1,40 m

### DOWNLIGHT

<i>CCT</i>	<i>max power</i>	<i>source</i>	<i>voltage</i>	<i>lum. flux</i>	<i>CRI</i>	<i>switching</i>	<i>code</i>	<i>finish</i>	<i>Euro</i>
3000K	40W	Lineal LED	220/240V	3600lm	>90	ON/OFF	BZRLU414142WBO	white	843,00
							BZRLU414142WNE	black	843,00
4000K				3700lm			BZRLU414142NBO	white	843,00
							BZRLU414142NNE	black	843,00
<i>note</i>	driver included   RAL 9005 black   RAL 9016 white								
<i>included</i>	1 x driver Ultraslim   ceiling attachments								
<i>customizations</i>	length								

IP20 UGR < 19



### ZIRKOL TRACK UGR | 0,84 m

#### DOWNLIGHT

CCT	max power	source	voltage	lum. flux	CRI	switching	code	finish	Euro
3000K	26W	Lineal LED	220/240V		>90	ON/OFF	BZRL54084I42NBO	white	530,00
							BZRL54084I42NNE	black	530,00
4000K							BZRL54084I42WBO	white	530,00
							BZRL54084I42WNE	black	530,00
<i>note</i>	driver included   RAL 9005 black   RAL 9016 white								
<i>included</i>	1 x driver Ultralim								
<i>customizations</i>	lengths								

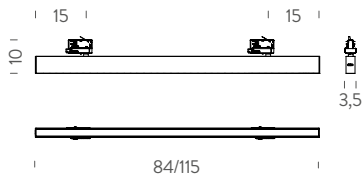
IP20 UGR < 19

### ZIRKOL TRACK UGR | 1,15 m

#### DOWNLIGHT

CCT	max power	source	voltage	lum. flux	CRI	switching	code	finish	Euro
3000K	35W	Lineal LED	220/240V		>90	ON/OFF	BZRL54115I42NBO	white	605,00
							BZRL54115I42NNE	black	605,00
4000K							BZRL54115I42WBO	white	605,00
							BZRL54115I42WNE	black	605,00
<i>note</i>	driver included   RAL 9005 black   RAL 9016 white								
<i>included</i>	1 x driver Ultralim								
<i>customizations</i>	lengths								

IP20 UGR < 19



### ZIRKOL TRACK OPAL | 0,84 m

**DOWNLIGHT**

<i>CCT</i>	<i>max power</i>	<i>source</i>	<i>voltage</i>	<i>lum. flux</i>	<i>CRI</i>	<i>switching</i>	<i>code</i>	<i>finish</i>	<i>Euro</i>
3000K	26W	Lineal LED	220/240V		>90	ON/OFF	BZRL54084G15NBO	white	465,00
							BZRL54084G15NNE	black	465,00
4000K							BZRL54084G15WBO	white	465,00
							BZRL54084G15WNE	black	465,00
<i>note</i>	driver included   RAL 9005 black   RAL 9016 white								
<i>included</i>	1 x driver Ultralim								
<i>customizations</i>	lengths								

**IP20**

### ZIRKOL TRACK OPAL | 1,15 m

**DOWNLIGHT**

<i>CCT</i>	<i>max power</i>	<i>source</i>	<i>voltage</i>	<i>lum. flux</i>	<i>CRI</i>	<i>switching</i>	<i>code</i>	<i>finish</i>	<i>Euro</i>
3000K	35W	Lineal LED	220/240V		>90	ON/OFF	BZRL54115G15NBO	white	551,00
							BZRL54115G15NNE	black	551,00
4000K							BZRL54115G15WBO	white	551,00
							BZRL54115G15WNE	black	551,00
<i>note</i>	driver included   RAL 9005 black   RAL 9016 white								
<i>included</i>	1 x driver Ultralim								
<i>customizations</i>	lengths								

**IP20**

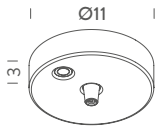
## ZIRKOL OPTIONAL ACCESSORIES

### CEILING ATTACHMENT

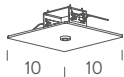


<i>version</i>	<i>finish</i>	<i>code</i>	<i>Euro</i>
1 piece	chrome	BROSMINIST	4,00

### CEILING PLATE FOR REMOTE DRIVERS

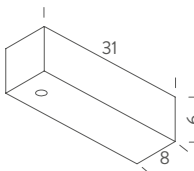


<i>version</i>	<i>finish</i>	<i>code</i>	<i>Euro</i>
surface application	white	BROSRONDBI	30,00
	black	BROSRONDBNE	30,00
	matte gold	BROSRONDBOR	40,00
recessed application	white	BROSINDBI	60,00
	black	BROSINDBNE	60,00
	matte gold	BROSINDBOR	92,00

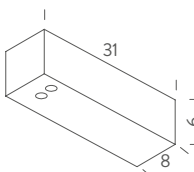


*note* to be used for decentralized solutions or remote mounting driver

### DRIVER BOX

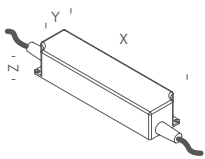


<i>version</i>	<i>finish</i>	<i>code</i>	<i>Euro</i>
1 driver-1 electrical cable	white	BROSPS1BI	119,00
	black	BROSPS1NE	119,00
	matte gold	BROSPS1OR	152,00



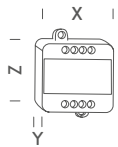
1 driver-2 electrical cables	white	BROSPS2BI	130,00
	black	BROSPS2NE	130,00
	matte gold	BROSPS2OR	157,00

## ZIRKOL OPTIONAL ACCESSORIES



### DRIVER

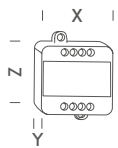
<i>dimensions x,y,z</i>	<i>max power</i>	<i>switching</i>	<i>code</i>	<i>Euro</i>
15x4x3	20W	ON-OFF	WALIMLED020/24	31,00
18x5,2x3	60W		WALIM60W24VIN	60,00
14x6,3x3,2	100W		WALIMLED100/24	130,00
30x4x3	120W		WALIM120W24VIN	92,00
18x6,7x3,2	150W		WALIM150W24VIN	152,00
19,5x6,7x3,2	250W		WALIM250W24VIN	211,00



### DIMMER INTERFACE

#### WIRED

<i>dimensions x,y,z</i>	<i>switching</i>	<i>code</i>	<i>Euro</i>
4,4x1,9x5,7	0-10V   1-10V   PUSH   DALI	WDIMDALIHP	114,00



### DIMMER INTERFACE

#### WIRELESS

<i>dimensions x,y,z</i>	<i>switching</i>	<i>code</i>	<i>Euro</i>
4,4x1,9x5,7	CASAMBI   PUSH	WBLTSMART	216,00

*note* on board (HOME version) or external mounting, iOS and Android compatible, set up by customer or by Nemo Studio on commission



### REMOTE CONTROL KIT

<i>dimensions x,y,z</i>	<i>max power</i>	<i>voltage</i>	<i>switching</i>	<i>code</i>	<i>Euro</i>
1,2x0,5x5	120W	5V - 24V	REMOTE	WDIMKITREM	44,00

*note* mono channel dimmer for LED with RF (radio frequency) wireless remote control , to be used as dimming solution in place of specific wiring

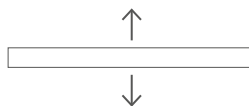
## STANDARD FEATURES

### EMISSION

---



Diffused Downlight



Diffused Downlight + Uplight

### CCT

---



2700K



3000K



4000K

### DIMMING

---



1%



Fine DALI /  
push button regulation 1-100%

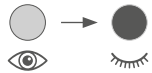


100%

### ZIRKOL CUSTOMIZATIONS

#### OTHER LIGHT CONFIGURATIONS

---



Dim to warm



Tunable white



RGB



RGBW

#### CCT

---



3500K



5000K

#### OPTIONAL CONTROLS

---



ON/OFF



TRIAC



1-10V



CASAMBI



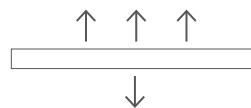
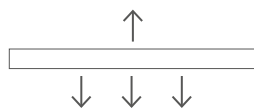
DMX/RDM



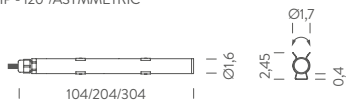
EMERGENCY KIT

#### SEPARATE LIGHT CONTROL

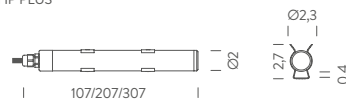
---



HP - 120°/ASYMMETRIC



HP PLUS




MINIFLUX TRANSPARENT

version	voltage	max power	source	flux	optic	CRI	switching	mounting	CCT	finish	code	Euro	
1m   HP	24V DC	14,5W	linear LED	1500lm	120°	90	acc. to driver	ceiling/wall	2700K	transparent polycarbonate	BBOK0910041DPC	157,00	
				1360lm	asymmetric						BBOK0910241DPC	157,00	
				1600lm	120°						3000K	BBOK0910041WPC	157,00
				1430lm	asymmetric						BBOK0910241WPC	157,00	
				1880lm	120°						4000K	BBOK0910041NPC	157,00
				1660lm	asymmetric						BBOK0910241NPC	157,00	
1m   HP PLUS		20W		2600lm	120°				3000K		BBOK0910015WPC	173,00	
					120°						4000K	BBOK0910015NPC	173,00
2m   HP		29W		3000lm	120°				2700K		BBOK0920041DPC	195,00	
				2720lm	asymmetric						BBOK0920241DPC	195,00	
				3200lm	120°						3000K	BBOK0920041WPC	195,00
				2860lm	asymmetric						BBOK0920241WPC	195,00	
				3760lm	120°						4000K	BBOK0920041NPC	195,00
				3320lm	asymmetric						BBOK0920241NPC	195,00	
2m   HP PLUS		40W		5200lm	120°				3000K		BBOK0920015WPC	227,00	
											4000K	BBOK0920015NPC	227,00
3m   HP		42W		4500lm	120°				2700K		BBOK0930041DPC	243,00	
				4080lm	asymmetric						BBOK0930241DPC	243,00	
				4800lm	120°						3000K	BBOK0930041WPC	243,00
				4290lm	asymmetric						BBOK0930241WPC	243,00	
				5640lm	120°						4000K	BBOK0930041NPC	243,00
				4980	asymmetric						BBOK0930241NPC	243,00	
3m   HP PLUS		60W		7800lm	120°				3000K		BBOK0930015WPC	287,00	
					120°						4000K	BBOK0930015NPC	287,00


*note* driver and other accessory not included (more specifications on p.37), cable length 2m

*customizations* CCT 2700K, tube length, cable length, 1-10V, DALI, DMX, Casambi, TRIAC

**IP65**



transparent polycarbonate, HP version



transparent polycarbonate, HP Plus version




OPAL



**MINIFLUX OPAL**

version	voltage	max power	source	flux	optic	CRI	switching	mounting	CCT	finish	code	Euro
1m	24V DC	15W	linear LED	905lm	diffuse orientable	97	acc. to driver	ceiling/wall	3000K	opal white	BBOK0910G26WPO	179,00
						94			4000K		BBOK0910G26NPO	179,00
2m		30W		1800lm		97			3000K		BBOK0920G26WPO	297,00
						94			4000K		BBOK0920G26NPO	297,00
3m		45W		2700lm		97			3000K		BBOK0930G26WPO	341,00
						94			4000K		BBOK0930G26NPO	341,00
<i>note</i>		driver and other accessory not included (more specifications on p.37), cable length 2m										
<i>customizations</i>		CCT 2700K, tube length, cable length, 1-10V, DALI, DMX, Casambi, TRIAC										

IP65



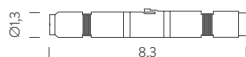
opal white finish



## MINIFLUX DRIVER

<i>version</i>	<i>voltage</i>	<i>max power</i>	<i>IP</i>	<i>switching</i>	<i>code</i>	<i>dimensions cm</i>	<i>Euro</i>
24VDC	IN 100/240VAC - OUT 24VDC	20W	20	ON-OFF	WALIMLED020/24	15x4x3	31,00
	IN 100/240VAC - OUT 24VDC	25W	67		WALIMLED25/24IP	14,8x4x3,2	89,00
	IN 220/240VAC - OUT 24VDC	60W	20		WALIM60W24VIN	18x5,2x3	60,00
	IN 100/240VAC - OUT 24VDC	60W	67		WALIM60W24V	17,2x5,3x3,7	114,00
	IN 100/240VAC - OUT 24VDC	100W	67		WALIMLED100/24	14x6,3x3,2	130,00
	IN 220/240VAC - OUT 24VDC	120W	20		WALIM120W24VIN	30x4x3	92,00
	IN 220/240VAC - OUT 24VDC	150W	20		WALIM150W24VIN	18x6,5x3,1	152,00
	IN 220/240VAC - OUT 24VDC	150W	67		WALIMLED150/24	25x6,8x4,5	141,00
	IN 100/240VAC - OUT 24VDC	240W	67		WALIMLED240/24	24,4x7,1x3,8	270,00
	IN 220/240VAC - OUT 24VDC	250W	20		WALIM250W24VIN	19,5x6,7x3,2	211,00

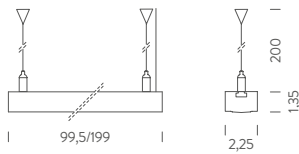
*note* for outdoor installation IP connection system not included



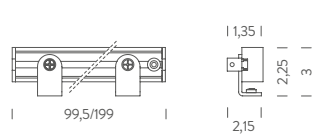
## CONNECTORS KIT IP68

<i>version</i>	<i>code</i>	<i>dimensions cm</i>	<i>Euro</i>
max power 10A (2 poles)	MRIGALIMIP68	Ø1,3x8,3	25,00

PENDANT



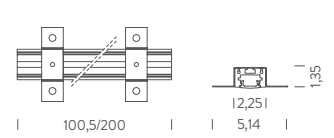
WALL



CEILING



RECESSED



SLACKLINE

Regular pendant

version	voltage	max power	source	flux	optic	CRI	switching	mounting	CCT	finish	code	Euro
1m	24VDC	15W	linear LED	860lm	diffused	97	acc. to driver	pendant	3000K	grey	BSLA0310G26WAA	200,00
				890lm		94			4000K		BSLA0310G26NAA	200,00
2m		30W		1720lm		97			3000K		BSLA0320G26WAA	270,00
				1780lm		94			4000K		BSLA0320G26NAA	270,00
3m		45W		2580lm		97			3000K		BSLA0330G26WAA	314,00
				2670lm		94			4000K		BSLA0330G26NAA	314,00

Regular wall

1m	24VDC	15W	linear LED	860lm		97		wall	3000K		BSLA4010G26WAA	195,00
				890lm		94			4000K		BSLA4010G26NAA	195,00
2m		30W		1720lm		97			3000K		BSLA4020G26WAA	265,00
				1780lm		94			4000K		BSLA4020G26NAA	265,00
3m		45W		2580lm		97			3000K		BSLA4030G26WAA	322,00
				2670lm		94			4000K		BSLA4030G26NAA	322,00

Regular ceiling

1m	24VDC	15W	linear LED	860lm		97		ceiling	3000K		BSLA0410G26WAA	162,00
				890lm		94			4000K		BSLA0410G26NAA	162,00
2m		30W		1720lm		97			3000K		BSLA0420G26WAA	249,00
				1780lm		94			4000K		BSLA0420G26NAA	249,00
3m		45W		2580lm		97			3000K		BSLA0430G26WAA	292,00
				2670lm		94			4000K		BSLA0430G26NAA	292,00

Regular recessed

1m	24VDC	15W	linear LED	860lm		97		recessed	3000K		BSLA2110G26WAA	152,00
				890lm		94			4000K		BSLA2110G26NAA	152,00
2m		30W		1720lm		97			3000K		BSLA2120G26WAA	243,00
				1780lm		94			4000K		BSLA2120G26NAA	243,00
3m		45W		2580lm		97			3000K		BSLA2130G26WAA	287,00
				2670lm		94			4000K		BSLA2130G26NAA	287,00

note driver not included (more specifications on p.41), cable length 0,5m (ceiling, wall, recessed), 2m (pendant)

customizations 1-10V, DALI, DMX, Casambi, TRIAC, CCT 2700K, body length, cable length

IP40



pendant



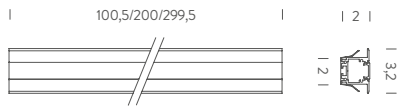
wall



ceiling



recessed



**SLACKLINE**

Trim recessed

version	voltage	max power	source	flux	optic	CRI	switching	mounting	CCT	finish	code	Euro
1m	24VDC	15W	linear LED	560lm	diffused	97	acc. to driver	recessed	3000K	grey	BSLA0110G26WAA	145,00
				660lm		94			4000K		BSLA0110G26NAA	145,00
2m		30W		1120lm		97			3000K		BSLA0120G26WAA	233,00
				1320lm		94			4000K		BSLA0120G26NAA	233,00
3m		45W		1980lm		97			3000K		BSLA0130G26WAA	308,00
				1680lm		94			4000K		BSLA0130G26NAA	308,00

*note* driver not included (more specifications on p.41), cable length 0,5m

*customizations* 1-10V, DALI, DMX, Casambi, TRIAC, CCT 2700K, body length, cable length

IP40



trim recessed



**MICRO**

version	voltage	max power	source	flux	optic	CRI	switching	mounting	CCT	finish	code	Euro
1m	24VDC	15W	linear LED	457lm	diffused	90	acc. to driver	ceiling	3000K	grey	BSLM0410G65WAA	108,00
				540lm					4000K		BSLM0410G65NAA	108,00
2m		30W		914lm					3000K		BSLM0420G65WAA	168,00
				1080lm					4000K		BSLM0420G65NAA	168,00
3m		45W		1370lm					3000K		BSLM0430G65WAA	250,00
				1620lm					4000K		BSLM0430G65NAA	250,00

*note* driver not included (more specifications on p.41), cable length 0,5m

*customizations* 1-10V, DALI, DMX, Casambi, TRIAC, CCT 2700K, body length, cable length

IP40

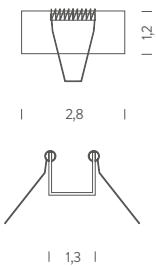


micro wall



**SLACKLINE DRIVER**

<i>version</i>	<i>voltage</i>	<i>max power</i>	<i>IP</i>	<i>switching</i>	<i>code</i>	<i>dimensions cm</i>	<i>Euro</i>
24VDC	IN 100/240VAC - OUT 24VDC	20W	20	ON-OFF	WALIMLED020/24	15x4x3	31,00
		25W	67		WALIMLED25/24IP	14,8x4x3,2	89,00
		60W	20		WALIM60W24VIN	18x5,2x3	60,00
		60W	67		WALIM60W24V	17,2x5,3x3,7	114,00
		100W	67		WALIMLED100/24	14x6,3x3,2	130,00
		120W	20		WALIM120W24VIN	30x4x3	92,00
		150W	20		WALIM150W24VIN	18x6,5x3,1	152,00
		150W	67		WALIMLED150/24	25x6,8x4,5	141,00
		240W	67		WALIMLED240/24	24,4x7,1x3,8	270,00
		250W	20		WALIM250W24VIN	19,5x6,7x3,2	211,00



**RECESSED FIX KIT**

<i>version</i>	<i>code</i>	<i>dimensions cm</i>	<i>Euro</i>
for slackline trim recessed	BSLACKITSTAF01	2,8x1,2x1,3	17,00



**WALKLINE**

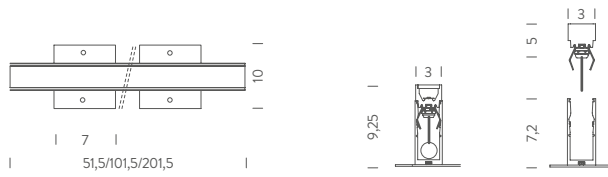
version	voltage	max power	source	flux	optic	CRI	switching	mounting	CCT	finish	code	Euro
0,5m	24VDC	7,5W	linear LED	325lm	diffused	90	acc. to driver	floor recessed	4000K	grey	BWLK0205G26NAA	411,00
		7,5W							6000K	BWLK0205G260AA	411,00	
1m		15W		650lm					4000K		BWLK0210G26NAA	578,00
		15W							6000K	BWLK0210G260AA	578,00	
1,5m		22,5W		975lm					4000K		BWLK0215G26NAA	783,00
		22,5W							6000K	BWLK0215G260AA	783,00	
2m		30W		1300lm					4000K		BWLK0220G26NAA	1075,00
		30W							6000K	BWLK0220G260AA	1075,00	
note	driver not included (more specifications on next page), cable length 0,5m, certified 500kg static load, 3500kg dynamic load											
customizations	body length, 1-10V, DALI, DMX, Casambi, CCT 3500K											

**IP67 IK10**



homogeneous light emission





**WALKLINE WALL WASHER**

version	voltage	max power	source	flux	optic	CRI	switching	mounting	CCT	finish	code	Euro
0,5m	24VDC	8W	linear LED	625lm	wall washer	90	acc. to driver	floor recessed	3000K	grey	BWLK0205226WAA	454,00
				650lm					4000K		BWLK0205226NAA	454,00
1m		16W		1250lm					3000K		BWLK0210226WAA	605,00
				1300lm					4000K		BWLK0210226NAA	605,00
2m		32W		2500lm					3000K		BWLK0220226WAA	1134,00
				2600lm					4000K		BWLK0220226NAA	1134,00


*note* driver not included (more specifications on the table below), cable length 0,5m, certified 500kg static load, 3500kg dynamic load

*customizations* 1-10V, DALI, DMX, Casambi, body lengths

**IP67 IK10**



wall washer optic



**WALKLINE FAÇADE**

version	voltage	max power	source	flux	optic	CRI	switching	mounting	CCT	finish	code	Euro
0,61m	24VDC	11W	linear LED		wallwasher 30°	90	acc. to driver	surface	3000K	grey	BWLFS806452WAA	425,00
		4000K							BWLFS806452NAA		425,00	
0,91m		16W							3000K		BWLFS809452WAA	550,00
		4000K							BWLFS809452NAA		550,00	
1,21m		22W							3000K		BWLFS812452WAA	675,00
		4000K							BWLFS812452NAA		675,00	
<i>note</i>		driver not included (more specifications on next page), cable length 0,5m										
<i>customizations</i>		body length, 1-10V, DALI, DMX, Casambi, CCT 2700K										

**IP67 IK10**



**WALKLINE / WALKLINE WALL WASHER / WALKLINE FAÇADE DRIVER**

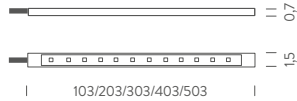
version	voltage	max power	IP	switching	code	dimensions cm	Euro
24VDC	IN 220/240VAC - OUT 24VDC	20W	20	ON-OFF	WALIMLED020/24	15x4x3	31,00
		25W	67		WALIMLED25/24IP	14,8x4x3,2	89,00
		60W	20		WALIM60W24VIN	18x5,2x3	60,00
		60W	67		WALIM60W24V	17,2x5,3x3,7	114,00
		100W	67		WALIMLED100/24	14x6,3x3,2	130,00
		120W	20		WALIM120W24VIN	30x4x3	92,00
		150W	20		WALIM150W24VIN	18x6,5x3,1	152,00
		150W	67		WALIMLED150/24	25x6,8x4,5	141,00
		240W	67		WALIMLED240/24	24,4x7,1x3,8	270,00
		250W	20		WALIM250W24VIN	19,5x6,7x3,2	211,00

*note* IP68 connection system included for outdoor installation






TRASPARENTE



OPAL



BRACKETS (included)



**RIGA**

*Riga trasparente*

version	voltage	max power	source	flux	optic	CRI	switching	mounting	CCT	finish	code	Euro
1m	24VDC	9,6W	flex linear LED	1400lm	direct 120°	85	acc. to driver	ceiling/wall	2700K	white	MRIG0910035DRE	205,00
2m		19,2W		2800lm							MRIG0920035DRE	303,00
3m		28,8W		4200lm							MRIG0930035DRE	416,00
4m		38,4W		5600lm							MRIG0940035DRE	503,00
5m		48W		7000lm							MRIG0950035DRE	616,00
<i>note</i>	driver not included (more specifications on next page), cable length 2m											
<i>customizations</i>	body length, 1-10V, DALI, DMX, Casambi, CCT 2700K-3500K-4000K											

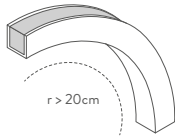
**IP68**



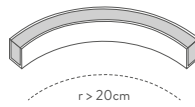
riga trasparente



RIGA OPAL FRONT LIGHT



RIGA OPAL SIDE LIGHT



**RIGA**

*Riga opal*

version	voltage	max power	source	flux	optic	CRI	switching	mounting	CCT	finish	code	Euro
1m- front light	24VDC	9,6W	flex linear LED	510lm	diffused	85	acc. to driver	ceiling/wall	3000K	white	MRIG0910G35WFL	205,00
1m- side light											MRIG0910G35WSL	205,00
1m- front light				600lm					4000K		MRIG0910G35NFL	205,00
1m- side light											MRIG0910G35NSL	205,00
2m- front light		19,2W		1020lm					3000K		MRIG0920G35WFL	303,00
2m- side light											MRIG0920G35WSL	303,00
2m- frontlight				1200lm					4000K		MRIG0920G35NFL	303,00
2m- side light											MRIG0920G35NSL	303,00
3m- front light		28,8W		1530lm					3000K		MRIG0930G35WFL	422,00
3m- side light											MRIG0930G35WSL	422,00
3m- front light				1800lm					4000K		MRIG0930G35NFL	422,00
3m- side light											MRIG0930G35NSL	422,00
4m- front light		38,4W		2040lm					3000K		MRIG0940G35WFL	508,00
4m- side light											MRIG0940G35WSL	508,00
4m- front light				2400lm					4000K		MRIG0940G35NFL	508,00
4m- side light											MRIG0940G35NSL	508,00
5m- front light		48W		2550lm					3000K		MRIG0950G35WFL	627,00
5m- side light											MRIG0950G35WSL	627,00
5m- front light				3000lm					4000K		MRIG0950G35NFL	627,00
5m- side light											MRIG0950G35NSL	627,00
<i>note</i>	driver not included (more specifications on next page), cable length 2m											
<i>customizations</i>	body length, 1-10V, DALI, DMX, Casambi, CCT 2700K-3500K-4000K											

IP68



riga opal front light



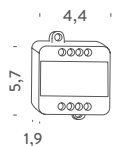
riga opal side light

**DRIVER**

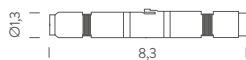
<i>version</i>	<i>voltage</i>	<i>max power</i>	<i>IP</i>	<i>switching</i>	<i>code</i>	<i>dimensions cm</i>	<i>Euro</i>
24VDC	IN 100/240VAC - OUT 24VDC	20W	20	ON-OFF	WALIMLED020/24	15x4x3	31,00
		25W	67		WALIMLED25/24IP	14,8x4x3,2	89,00
		60W	20		WALIM60W24VIN	18x5,2x3	60,00
		60W	67		WALIM60W24V	17,2x5,3x3,7	114,00
		100W	67		WALIMLED100/24	14x6,3x3,2	130,00
		120W	20		WALIM120W24VIN	30x4x3	92,00
		150W	20		WALIM150W24VIN	18x6,5x3,1	152,00
		150W	67		WALIMLED150/24	25x6,8x4,5	141,00
		240W	67		WALIMLED240/24	24,4x7,1x3,8	270,00
		250W	20		WALIM250W24VIN	19,5x6,7x3,2	211,00

*note* for outdoor installation IP connection system not included



**DALI INTERFACE**

<i>dimensions</i>	<i>code</i>	<i>Euro</i>
4,4x1,9x5,7	WDIMDALIHP	114,00
<i>included options</i>	1-10V / 0-10V / PUSH / DALI	

**ACCESSORY**

<i>version</i>	<i>voltage</i>	<i>code</i>	<i>dimensions cm</i>	<i>Euro</i>
CONNECTOR KIT IP 68	max 10A (2poles)	MRIGALIMIP68	Ø1,3x8,3	25,00
END CAP (Riga transparent)		MRIGTAPPO	1,65x0,95x1,1	6,00

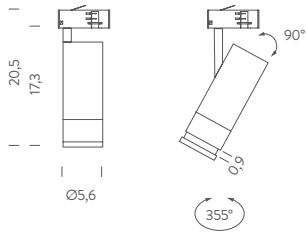
THE SPOTLIGHT  
COLLECTION

*Euro*

184,00

184,00





**ELBA**

voltage	max power	source	flux	optic	CRI	switching	mounting	CCT	finish	code	Euro		
220/240V	13W	LED spot	900lm	15°/55°	>90	dimmable triac	track	2700K	white	ELB LW2 81	216,00		
									black	ELB LN2 81	216,00		
									3000K	white	ELB LW3 81	216,00	
									black	ELB LN3 81	216,00		
								dimmable 0-10V	2700K	white	ELB LW2 82	254,00	
										black	ELB LN2 82	254,00	
										3000K	white	ELB LW3 82	254,00
										black	ELB LN3 82	254,00	

*note* driver on board, adjustable beam 15°-55°, rotating body 355°, orientable spot 90°, compatible with TRACK 3-230V p.111

*customization* CCT 3500K / 4000K | optional accessories on p.124-126

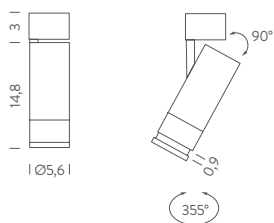
**IP20**



matte black finish



adjustable beam 15°-55°



**ELBA CEILING**

<i>voltage</i>	<i>max power</i>	<i>source</i>	<i>flux</i>	<i>optic</i>	<i>CRI</i>	<i>switching</i>	<i>mounting</i>	<i>CCT</i>	<i>finish</i>	<i>code</i>	<i>Euro</i>
220/240V	13W	LED spot	900lm	15°/55°	>90	dimmable triac	ceiling	2700K	white	ELB LW2 41	227,00
									black	ELB LN2 41	227,00
								3000K	white	ELB LW3 41	227,00
									black	ELB LN3 41	227,00
						dimmable 0-10V		2700K	white	ELB LW2 42	270,00
									black	ELB LN2 42	270,00
								3000K	white	ELB LW3 42	270,00
									black	ELB LN3 42	270,00
<i>note</i>	driver on board, adjustable beam 15°-55°, rotating body 355°, orientable spot 90°										
<i>customization</i>	CCT 3500K / 4000K   optional accessories on p.124-126										

**IP20**

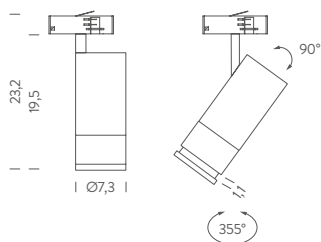


matte black finish



orientable spot





CAPRI

voltage	max power	source	flux	optic	CRI	switching	mounting	CCT	finish	code	Euro		
220/240V	23W	LED spot	1700lm	15°/55°	>90	dimmable triac	track	2700K	white	CAP LW2 81	270,00		
									black	CAP LN2 81	270,00		
									3000K	white	CAP LW3 81	270,00	
									black	CAP LN3 81	270,00		
								dimmable 0-10V	2700K	white	CAP LW2 82	303,00	
										black	CAP LN2 82	303,00	
										3000K	white	CAP LW3 82	303,00
										black	CAP LN3 82	303,00	
								dimmable DALI	2700K	white	CAP LW2 83	389,00	
										black	CAP LN2 83	389,00	
										3000K	white	CAP LW3 83	389,00
										black	CAP LN3 83	389,00	
								dimmer on board	2700K	white	CAP LW2 84	346,00	
										black	CAP LN2 84	346,00	
										3000K	white	CAP LW3 84	346,00
										black	CAP LN3 84	346,00	
								CASAMBI (bluetooth)	2700K	white	CAP LW2 85	530,00	
										black	CAP LN2 85	530,00	
										3000K	white	CAP LW3 85	530,00
										black	CAP LN3 85	530,00	

note dimmer on board, adjustable beam 15°-55°, rotating body 355°, orientable spot 90°, compatible with TRACK 3-230V p.111

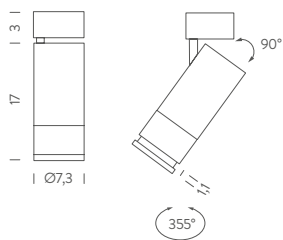
customization CCT 3500K / 4000K | optional accessories on p.124-126

IP20



precise light distribution





### CAPRI CEILING

voltage	max power	source	flux	optic	CRI	switching	mounting	CCT	finish	code	Euro		
220/240V	23W	LED spot	1700lm	15°/55°	>90	dimmable triac	ceiling	2700K	white	CAP LW2 41	292,00		
									black	CAP LN2 41	292,00		
									3000K	white	CAP LW3 41	292,00	
									black	CAP LN3 41	292,00		
								dimmable 0-10V	2700K	white	CAP LW2 42	330,00	
										black	CAP LN2 42	330,00	
										3000K	white	CAP LW3 42	330,00
										black	CAP LN3 42	330,00	
								dimmable DALI	2700K	white	CAP LW2 43	416,00	
										black	CAP LN2 43	416,00	
										3000K	white	CAP LW3 43	416,00
										black	CAP LN3 43	416,00	
								CASAMBI (bluetooth)	2700K	white	CAP LW2 45	615,00	
										black	CAP LN2 45	615,00	
										3000K	white	CAP LW3 45	615,00
										black	CAP LN3 45	615,00	

*note* driver on board, adjustable beam 15°-55°, rotating body 355°, orientable spot 90°

*customization* CCT 3500K / 4000K | optional accessories on p.124-126

### IP20

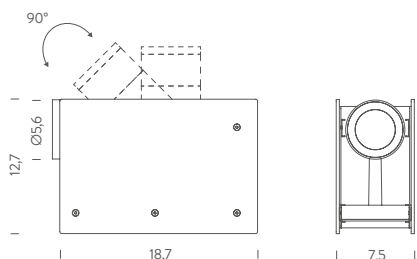


matte black finish



orientable spot





**PLINT | MASSIMO COLAGRANDE**


<i>voltage</i>	<i>max power</i>	<i>source</i>	<i>flux</i>	<i>optic</i>	<i>CRI</i>	<i>switching</i>	<i>mounting</i>	<i>CCT</i>	<i>finish</i>	<i>code</i>	<i>Euro</i>
220/240V	13W	LED	900lm	direct adjustable 15°-55°	90	PUSH dim on board	floor	2700K	black	PLT LN2 11	398,00
								3000K	black	PLT LN3 11	398,00
								4000K	black	PLT LN4 11	398,00

*note* driver integrated, adjustable beam 15°-55°, orientable spot 90°, cable length 3m

**IP20**



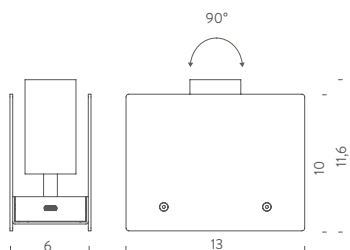
dimming control on board



adjustable beam 15°-55°



black finish



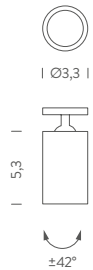
## PLINT BATTERY MINI | MASSIMO COLAGRANDE

<i>voltage</i>	<i>max power</i>	<i>source</i>	<i>flux</i>	<i>optic</i>	<i>CRI</i>	<i>switching</i>	<i>CCT</i>	<i>finish</i>	<i>code</i>	<i>Euro</i>
5V	2,4W	LED spot	185lm	14°	90	on board	3000K	black	PLM BNN 11	322,00
<i>note</i>	cable included (USB-C), rechargeable, 5 hours battery life, 4,5 hours charge time (light off)									

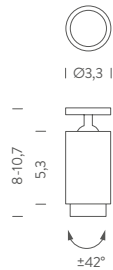
**IP20**



FIXED OPTIC



ZOOM OPTIC



## FLEX CEILING

### FIXED OPTIC

voltage	max power	source	flux	optic	CRI	switching	mounting	CCT	finish	code	Euro		
350mA	4,2W	LED spot	362lm	20°	90	acc. to driver	wall-ceiling	3000K	black	BFLE0401F2IWAN	198,00		
			323lm	30°						BFLE040142IWAN	198,00		
			362lm	20°						4000K	BFLE0401F2INAN	198,00	
			323lm	30°						BFLE040142INAN	198,00		
			362lm	20°						3000K	matte gold	BFLE0401F2IWAO	214,00
			323lm	30°						BFLE040142IWAO	214,00		
			362lm	20°						4000K	BFLE0401F2INAO	214,00	
			323lm	30°						BFLE040142INAO	214,00		
			362lm	20°						3000K	grey	BFLE0401F2IWAA	198,00
			323lm	30°						BFLE040142IWAA	198,00		
			362lm	20°						4000K	BFLE0401F2INAA	198,00	
			323lm	30°						BFLE040142INAA	198,00		
			362lm	20°						3000K	bronze grey	BFLE0401F2IWAB	214,00
			323lm	30°						BFLE040142IWAB	214,00		

### ZOOM OPTIC

350mA	4,2W	76lm (45°)	15°-45°	3000K	black	BFLE040192IWAN	254,00
		80lm (45°)	4000K	BFLE040192INAN	254,00		

*note* driver not included (more specifications on p.64), orientable spot ±42°, orientable spot on ball joint 360°, series connection

*customizations* TRIAC, 1-10V, DALI, DMX, Casambi, CCT 2700K

**IP40**



orientable spot



*Flex Ceiling: zoom optic (left)/fixed optic (right)*

**FLEX CEILING DRIVER**

## FIXED OPTIC

<i>version</i>	<i>voltage</i>	<i>max power</i>	<i>switching</i>	<i>code</i>	<i>dimensions cm</i>	<i>Euro</i>
for 1 to 2 spots	350mA	12W	ON-OFF	WALIMLED08350	9,8x3,3x2,2	31,00
for 1 to 3 spots		17W	ON-OFF	WALIMLED12350	12,2x3,8x2,4	49,00
for 1 to 3 spots		15W	1-10V, PUSH	WALI/DIMM/JOLLY	10,3x6,7x2,1	97,00
for 1 to 5 spots		25W	DALI, PUSH	WALI/DALI/JOLLY	12,4x7,9x2,2	141,00
for 1 to 5 spots		25W	1-10V, PUSH	WALI/MAXI/JOLLY	12,4x7,9x2,2	135,00

*note* series connection

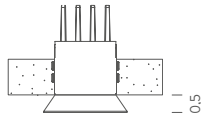
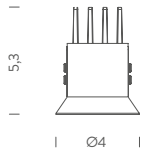
## ZOOM OPTIC

<i>version</i>	<i>voltage</i>	<i>max power</i>	<i>switching</i>	<i>code</i>	<i>dimensions cm</i>	<i>Euro</i>
for 1 to 2 spots	350mA	12W	ON-OFF	WALIMLED08350	9,8x3,3x2,2	31,00
for 1 to 3 spots		17W	ON-OFF	WALIMLED12350	12,2x3,8x2,4	49,00
for 1 to 3 spots		15W	1-10V, PUSH	WALI/DIMM/JOLLY	10,3x6,7x2,1	97,00
for 1 to 5 spots		25W	DALI, PUSH	WALI/DALI/JOLLY	12,4x7,9x2,2	141,00
for 1 to 5 spots		25W	1-10V, PUSH	WALI/MAXI/JOLLY	12,4x7,9x2,2	135,00

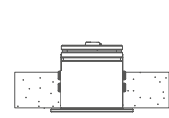
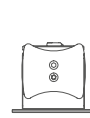
*note* series connection



EDGE



TRIM



### ALICUDI

voltage	max power	source	flux	optic	CRI	switching	mounting	CCT	finish	code	Euro			
700mA	2,5W	LED spot	150lm	30°	>90	acc. to driver	recessed edge	2700K	white	ALI LW2 63	87,00			
									black	ALI LN2 63	87,00			
									3000K	white	ALI LW3 63	87,00		
									black	ALI LN3 63	87,00			
									30°	recessed trim	2700K	white	ALT LW2 63	87,00
												black	ALT LN2 63	87,00
				3000K	white	ALT LW3 63	87,00							
				black	ALT LN3 63	87,00								

note driver not included (more specifications in the table below), edge/trim spot recessed hole Ø 35mm, depth 100mm, cable length 0,5m, series connection

### IP20



recessed edge





recessed trim

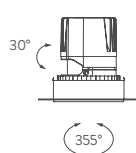
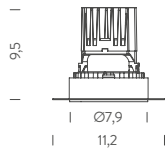
### DRIVER

version	voltage	max power	switching	code	dimensions cm	Euro
for 1 spot	INPUT 220-240V OUTPUT 2-4V/700mA	3W	ON-OFF	ALI ALI 61	2,85x4,34x2,1	22,00
for 1 to 4 spots	INPUT 220-240V OUTPUT 2-14V/700mA	10W	dimmmable TRIAC	ALI ALI 62	11x3x2,2	33,00
for 1 to 4 spots	INPUT 220-240V OUTPUT 2-14V/700mA	10W	dimmmable 1-10V	ALI ALI 63	11x3x2,2	38,00
for 1 to 8 spots	INPUT 220-240V OUTPUT 9-28V/700mA	20W	dimmmable DALI	ALI ALI 64	12x5,2x2,2	108,00

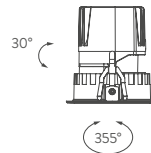
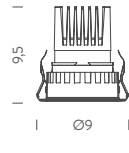
note series connection



TRIMLESS



TRIM



### SALINA

voltage	max power	source	flux	optic	CRI	switching	mounting	CCT	finish	code	Euro		
300mA	10W	LED spot	700lm	15°	>90	acc. to driver	recessed trimless	2700K	white	SAL LW2 61	146,00		
								3000K	white	SAL LW3 61	146,00		
								2700K	white	SAL LW2 63	146,00		
								3000K	white	SAL LW3 63	146,00		
								35°	recessed trim	2700K	white	SAT LW2 61	146,00
											black	SAT LN2 61	146,00
				3000K			white			SAT LW3 61	146,00		
							black			SAT LN3 61	146,00		
				2700K			white			SAT LW2 63	146,00		
							black			SAT LN2 63	146,00		
				3000K			white	SAT LW3 63	146,00				
							black	SAT LN3 63	146,00				

*note* driver and ring not included (more specifications on p.82), orientable spot, anti light loss system, trimless recessed hole Ø 77mm, depth 150mm, trim recessed hole Ø 75mm, depth 150mm, cable length 0,4m

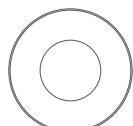
### IP20



recessed trim



recessed trimless



| Ø3,2 |  
| Ø6,8 |

### SALINA RING

<i>finish</i>	<i>code</i>	<i>dimension</i>	<i>Euro</i>
white matte	SAR LWI 61	Ø 6,8	6,00
black matte	SAR LB1 61	Ø 6,8	6,00
silver glossy	SAR LD1 61	Ø 6,8	6,00

*note* magnetic fixing



salina ring

### DRIVER

<i>version</i>	<i>voltage</i>	<i>max power</i>	<i>switching</i>	<i>code</i>	<i>dimensions cm</i>	<i>Euro</i>
for 1 spot	INPUT 220-240V OUTPUT 40V/250mA	10W	ON-OFF	SAL ALI 61	8,8x3,9x2,2	35,00
for 1 spot	INPUT 220-240V OUTPUT 9-42V/300mA	10W	dimmable TRIAC	SAL ALI 62	11x3x2,2	38,00
for 1 spot	INPUT 220-240V OUTPUT 9-42V/300mA	10W	dimmable 1-10V	SAL ALI 63	11x3x2,2	54,00
for 1 spot	INPUT 220-240V OUTPUT 9-40V/300mA	10W	dimmable DALI	SAL ALI 64	15x4,3x2,9	60,00







**SALINA CEILING**

<i>voltage</i>	<i>max power</i>	<i>source</i>	<i>flux</i>	<i>optic</i>	<i>CRI</i>	<i>switching</i>	<i>mounting</i>	<i>CCT</i>	<i>finish</i>	<i>code</i>	<i>Euro</i>			
220/240V	12W	LED spot		15°	>90	on/off	ceiling	2700K	white	SAL LW2 41	206,00			
									black	SAL LN2 41	206,00			
								3000K	white	SAL LW3 41	206,00			
									black	SAL LN3 41	206,00			
								2700K	white	SAL LW2 43	206,00			
									black	SAL LN2 43	206,00			
				3000K	white	SAL LW3 43	206,00							
					black	SAL LN3 43	206,00							
								35°						

*note* ring not included (more specifications on p.69), anti light loss system

**IP20**

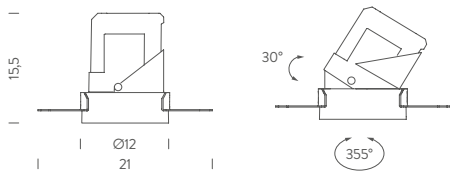


white finish

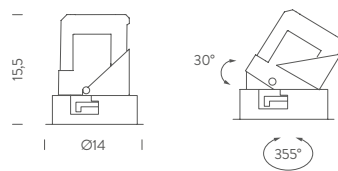


black finish

TRIMLESS



TRIM



### LIPARI

voltage	max power	source	flux	optic	CRI	switching	mounting	CCT	finish	code	Euro		
600mA	28W	LED spot	1400lm	15°	>90	acc. to driver	recessed trimless	2700K	white	LIP LW2 61	195,00		
								3000K	white	LIP LW3 61	195,00		
								2700K	white	LIP LW2 63	195,00		
								3000K	white	LIP LW3 63	195,00		
								35°	recessed trim	2700K	white	LIT LW2 61	195,00
										black	LIT LN2 61	195,00	
				3000K			white			LIT LW3 61	195,00		
				black			LIT LN3 61			195,00			
				2700K			white			LIT LW2 63	195,00		
							black			LIT LN2 63	195,00		
				3000K			white	LIT LW3 63	195,00				
							black	LIT LN3 63	195,00				

*note* driver and ring not included (more specifications on p.73), orientable spot, anti light loss system, trimless recessed hole Ø 130mm, depth 200mm, trim recessed hole Ø 125mm, depth 200mm, cable length 0,4m

### IP20

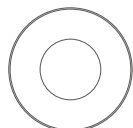


recessed trim

recessed trimless







| Ø6,1 |  
| Ø11,8 |

### LIPARI RING

<i>finish</i>	<i>code</i>	<i>dimension</i>	<i>Euro</i>
white matte	LIR LW1 61	Ø 11,8	6,00
black matte	LIR LB1 61	Ø 11,8	6,00
black glossy	LIR LB2 61	Ø 11,8	6,00
silver glossy	LIR LD1 61	Ø 11,8	6,00
<i>note</i>	magnetic fixing		

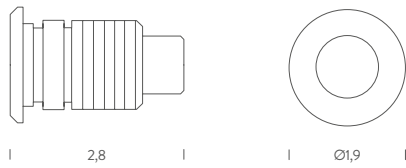


salina ring

### DRIVER

<i>version</i>	<i>voltage</i>	<i>max power</i>	<i>switching</i>	<i>code</i>	<i>dimensions cm</i>	<i>Euro</i>
for 1 spot	INPUT 220-240V OUTPUT 31-46V/ 600mA	28W	ON-OFF	LIP ALI 61	9,72x4,3x3	49,00
for 1 spot	INPUT 220-240V OUTPUT 9-42V/ 600mA	30W	dimmmable TRIAC	LIP ALI 62	15x4,3x2,9	60,00
for 1 spot	INPUT 220-240V OUTPUT 9-42V/ 600mA	30W	dimmmable 1-10V	LIP ALI 63	15x4,3x2,9	81,00
for 1 spot	INPUT 220-240V OUTPUT 9-42V/ 600mA	30W	dimmmable DALI	LIP ALI 64	15x4,3x3	114,00






LUX INDOOR

<i>voltage</i>	<i>max power</i>	<i>source</i>	<i>flux</i>	<i>optic</i>	<i>CRI</i>	<i>switching</i>	<i>mounting</i>	<i>CCT</i>	<i>finish</i>	<i>code</i>	<i>Euro</i>
350mA	1,2W	LED spot	53lm	100°	90	acc. to driver	recessed	3000K	grey	BLUX0101717WAA	88,00
				opal						BLUX0101G17WAA	88,00
			84lm	100°	80			4000K		BLUX0101717NAA	88,00
				opal						BLUX0101G17NAA	88,00
<i>note</i>	driver not included (more specifications in the table below), recessed hole Ø 16mm, depth 50mm, cable length 0,25m, spring/nut/O-ring mounting accessory (included), series connection										
<i>customizations</i>	TRIAC, 1-10V, DALI, DMX, Casambi, CCT 2700K										

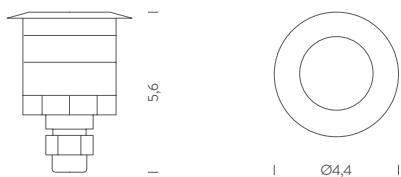
IP40



anodized aluminium body

DRIVER

<i>version</i>	<i>voltage</i>	<i>max power</i>	<i>switching</i>	<i>code</i>	<i>dimensions cm</i>	<i>Euro</i>
for 1 spot	350mA	1,4W	ON-OFF	WALIMLED01350	3,8x3x2,3	24,00
for 1 to 3 spots		4W	ON-OFF	WALIMLED03350	4x4x2,1	29,00
for 3 to 8 spots		12W	ON-OFF	WALIMLED08350	9,8x3,3x2,2	31,00
for 3 to 12 spots		17W	ON-OFF	WALIMLED12350	12,2x3,8x2,4	53,00
<i>note</i>	series connection					



LUX OUTDOOR

voltage	max power	source	flux	optic	CRI	switching	mounting	CCT	finish	code	Euro	
350mA	1,2W	LED spot	73lm	11°	90	acc. to driver	recessed	3000K	grey	BLUX0201F17WCS	157,00	
			68lm	25°						BLUX0201417WCS	157,00	
			50lm	80°						BLUX0201617WCS	157,00	
			100lm	11°	70				5000K		BLUX0201F170CS	157,00
			75lm	25°							BLUX02014170CS	157,00
			55lm	80°							BLUX02016170CS	157,00

*note* driver not included, recessed box BLUXCASSA1 not included (more specifications on p.90), cable length 1m, series connection

*customizations* TRIAC, 1-10V, DALI, DMX, Casambi, CCT 2700K / 4000K

IP68

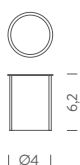


grey finish

DRIVER

version	voltage	max power	IP	switching	code	dimensions cm	Euro
for 1 spot	350mA	1,4W	66	ON-OFF	WALIMLED01350	3,8x3x2,3	24,00
for 1 to 3 spots		4W	20		WALIMLED03350	4x4x2,1	29,00
for 3 to 8 spots		12W	20		WALIMLED08350	9,8x3,3x2,2	31,00
for 2 to 13 spots		17W	67		WALIMLED12350IP	12,2x3,8x2,4	54,00

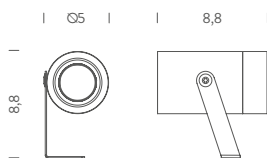
*note* for outdoor installation IP connection system not included



ACCESSORIES

version	finish	dimensions cm	code	Euro
RECESSED BOX for 1 spot	ABS	Ø4x6,2	BLUXCASSA1	6,00

*note* installation BOX, not IP rated




LUX SPOT

voltage	max power	source	flux	optic	CRI	switching	mounting	CCT	finish	code	Euro
350mA	4,2W	LED spot	366lm	17°	90	acc. to driver	surface	3000K	grey	BLUS1801N2IWAA	243,00
			372lm	46°						BLUS1801F2IWAA	243,00
			366lm	17°				4000K		BLUS1801N2INAA	243,00
			372lm	46°						BLUS1801F2INAA	243,00
			366lm	17°				3000K	black	BLUS1801N2IWAN	243,00
			372lm	46°						BLUS1801F2IWAN	243,00
			366lm	17°				4000K		BLUS1801N2INAN	243,00
			372lm	46°						BLUS1801F2INAN	243,00

*note* cable 2m, peg BLUXSPEG not included, driver not included. Compatible control: 1-10V, DALI, DMX, Casambi, series connection

*customizations* TRIAC, 1-10V, DALI, DMX, Casambi, CCT 2700K

**IP67**

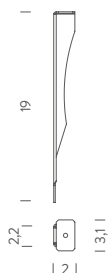


orientable spot

DRIVER

version	voltage	max power	IP	switching	code	dimensions cm	Euro
for 1 to 2 spots	350mA	12W	20	ON-OFF	WALIMLED08350	9,8x3,3x2,2	31,00
for 1 to 3 spots		17W	67	ON-OFF	WALIMLED12350IP	12,2x3,8x2,4	54,00

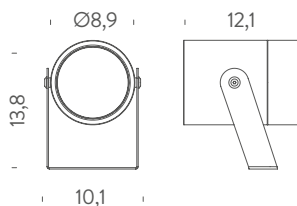
*note* for outdoor installation IP connection system not included



ACCESSORIES

version	finish	dimensions cm	code	Euro
PEG for 1 spot	black	19x3x2	BLUXSPEG	49,00






LUX SPOT

voltage	max power	source	flux	mounting	optic	switching	CCT	finish	code	Euro
350mA	12W	LED spot	1040lm	surface	14°	according to driver	2700K	grey	BLUS1801N43DAA	405,00
			900lm		53°				BLUS1801H43DAA	405,00
			1100lm	14°	3000K	BLUS1801N43WAA	405,00			
			950lm	53°	BLUS1801H43WAA	405,00				
			1200lm	14°	4000K	BLUS1801N43NAA	405,00			
			1050lm	53°	BLUS1801H43NAA	405,00				
			1040lm	14°	2700K	black	BLUS1801N43DAN	405,00		
			900lm	53°	BLUS1801H43DAN	405,00				
			1100lm	14°	3000K	BLUS1801N43WAN	405,00			
			950lm	53°	BLUS1801H43WAN	405,00				
			1200lm	14°	4000K	BLUS1801N43NAN	405,00			
			1050lm	53°	BLUS1801H43NAN	405,00				


note

cable length 2m, BLUXSPEG and BLUXHC66 not included, driver not included. Compatible control: 1-10V, DALI, TRIAC series connection, CRI >90

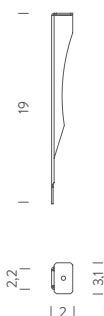
IP67



black



grey



ACCESSORIES

version	finish	dimensions cm	code	Euro
PEG for 1 spot	black	19x3x2	BLUXSPEG	49,00
honeycomb filter	black	Ø6,6	BLUXHC66	17,00
note		the filter has to be ordered together with spot		

DRIVER

version	voltage	max power	IP	switching	dimensions cm	code	Euro
for 1 spot	350mA	16W	67	ON-OFF	14x3x2,2	WALIMLED12350IP	54,00
note		for outdoor installation IP connection system not included					






LUX RECESSED

voltage	max power	source	flux	optic	CRI	switching	mounting	CCT	finish	code	Euro	
350mA	4,2W	LED spot	366lm	17°	90	acc. to driver	recessed	3000K	grey	BLUR1901N21WAA	211,00	
			372lm	46°						BLUR1901F21WAA	211,00	
			366lm	17°						4000K	BLUR1901N21NAA	211,00
			372lm	46°						BLUR1901F21NAA	211,00	
			366lm	17°				3000K	black	BLUR1901N21WAN	211,00	
			372lm	46°						BLUR1901F21WAN	211,00	
			366lm	17°						4000K	BLUR1901N21NAN	211,00
			372lm	46°						BLUR1901F21NAN	211,00	

note cable 1m, recessed box LUXCASSA4 not included, driver not included, compatible control: 1-10V, DALI, DMX, Casambi, series connection

IP67



transparent diffuser

grey finish

transparent diffuser

black finish

DRIVER

version	voltage	max power	IP	switching	code	dimensions cm	Euro
for 1 to 2 spots	350mA	12W	20	ON-OFF	WALIMLED08350	9,8x3,3x2,2	31,00
for 1 to 3 spots		17W	67	ON-OFF	WALIMLED12350IP	12,2x3,8x2,4	54,00

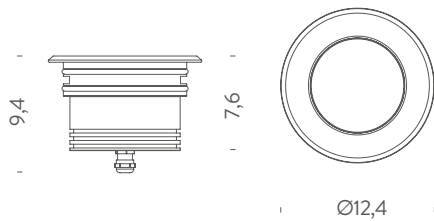
note for outdoor installation IP connection system not included



ACCESSORIES

version	finish	dimensions cm	code	Euro
RECESSED BOX for 1 spot	ABS	Ø6,2x10	BLUXCASSA4	7,00

note installation BOX, not IP rated



LUX RECESSED

voltage	max power	source	flux	mounting	optic	switching	CCT	finish	code	Euro
350mA	12W	LED spot	1040lm	recessed	14°	according to driver	2700K	grey	BLUR1901N43DAA	421,00
			900lm		53°				BLUR1901H43DAA	421,00
			1100lm	14°	3000K	BLUR1901N43WAA	421,00			
			950lm	53°	BLUR1901H43WAA	421,00				
			1200lm	14°	4000K	BLUR1901N43NAA	421,00			
			1050lm	53°	BLUR1901H43NAA	421,00				
			1040lm	14°	2700K	black	BLUR1901N43DAN	421,00		
			900lm	53°	BLUR1901H43DAN	421,00				
			1100lm	14°	3000K	BLUR1901N43WAN	421,00			
			950lm	53°	BLUR1901H43WAN	421,00				
			1200lm	14°	4000K	BLUR1901N43NAN	421,00			
			1050lm	53°	BLUR1901H43NAN	421,00				

note

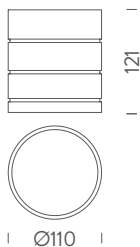
cable length 2m, BLUXR12BOX and BLUXHC66 not included, driver not included. Compatible control: 1-10V, DALI, TRIAC, series connection, CRI > 90

IP67



black

grey



ACCESSORIES

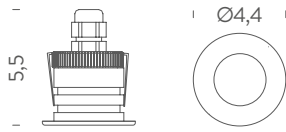
version	finish	dimensions cm	code	Euro
recessed box for 1 spot	black	11x12	BLUXR12BOX	63,00
honeycomb filter	black	Ø6,6	BLUXHC66	16,50

note installation box not IP rated, the filter has to be ordered together with spot

DRIVER

version	voltage	max power	IP	switching	dimensions cm	code	Euro
for 1 spot	350mA	16W	67	ON-OFF	14x3x2,2	WALIMLED12350IP	54,00

note for outdoor installation IP connection system not included



**LUX CEILING 1,2W**

<i>voltage</i>	<i>max power</i>	<i>source</i>	<i>flux</i>	<i>mounting</i>	<i>optic</i>	<i>CRI</i>	<i>switching</i>	<i>CCT</i>	<i>finish</i>	<i>code</i>	<i>Euro</i>
350mA	1,2W	LED spot		recessed	11°	90	according to driver	3000K	grey	BLUC0201F17NAA	141,00
									black	BLUC0201F17NAN	141,00
						80		4000K	grey	BLUC0201F17WAA	141,00
									black	BLUC0201F17WAN	141,00
					25°	90		3000K	grey	BLUC0201417WAA	141,00
									black	BLUC0201417WAN	141,00
						80		4000K	grey	BLUC0201417NAA	141,00
									black	BLUC0201417NAN	141,00

*note* cable length 1m, driver not included, compatible control: 1-10V, DALI, TRIAC, series connection, CCT 2700K

**IP65**

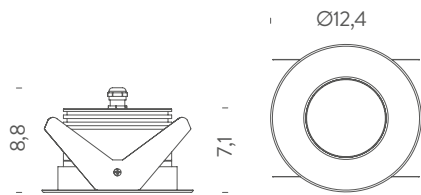


black

**LUX OUTDOOR DRIVER**

<i>version</i>	<i>voltage</i>	<i>max power</i>	<i>IP</i>	<i>switching</i>	<i>code</i>	<i>dimensions cm</i>	<i>Euro</i>
for 1 spot	350mA	1,4W	66	ON-OFF	WALIMLED01350	3,8x3x2,3	24,00
for 1 to 3 spots		4W	20		WALIMLED03350	4x4x2,1	29,00
for 3 to 8 spots		12W	20		WALIMLED08350	9,8x3,3x2,2	31,00
for 2 to 13 spots		17W	67		WALIMLED12350IP	12,2x3,8x2,4	54,00

*note* for outdoor installation IP connection system not included



LUX CEILING

voltage	max power	source	flux	mounting	optic	switching	CCT	finish	code	Euro
350mA	12W	LED spot	1040lm	recessed	14°	according to driver	2700K	grey	BLUC0201N43DAA	411,00
			900lm		53°				BLUC0201H43DAA	411,00
			1100lm	14°	3000K	BLUC0201N43WAA	411,00			
			950lm	53°	BLUC0201H43WAA	411,00				
			1200lm	14°	4000K	BLUC0201N43NAA	411,00			
			1050lm	53°	BLUC0201H43NAA	411,00				
			1040lm	14°	2700K	black	BLUC0201N43DAN	411,00		
			900lm	53°	BLUC0201H43DAN	411,00				
			1100lm	14°	3000K	BLUC0201N43WAN	411,00			
			950lm	53°	BLUC0201H43WAN	411,00				
			1200lm	14°	4000K	BLUC0201N43NAN	411,00			
			1050lm	53°	BLUC0201H43NAN	411,00				

note cable length 1m, driver not included. Compatible control: 1-10V, DALI, TRIAC, series connection, CRI > 90

IP65



black

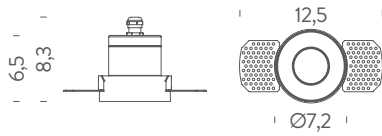


grey

DRIVER

version	voltage	max power	IP	switching	dimensions cm	code	Euro
for 1 spot	350mA	16W	67	ON-OFF	14x3x2,2	WALIMLED12350IP	54,00

note for outdoor installation IP connection system not included



**LUX CEILING TRIMLESS 4,2W**

<i>voltage</i>	<i>max power</i>	<i>source</i>	<i>flux</i>	<i>mounting</i>	<i>optic</i>	<i>CRI</i>	<i>switching</i>	<i>CCT</i>	<i>finish</i>	<i>code</i>	<i>Euro</i>
350mA	4,2W	LED spot	366lm	recessed trimless	17°	90	according to driver	3000K	grey	BLUC2101N21WAA	314,00
			372lm						black	BLUC2101N21WAN	314,00
			366lm					4000K	grey	BLUC2101N21NAA	314,00
			372lm						black	BLUC2101N21NAN	314,00
			366lm		46°			3000K	grey	BLUC2101721WAA	314,00
			372lm						black	BLUC2101721WAN	314,00
			366lm					4000K	grey	BLUC2101721NAA	314,00
			372lm						black	BLUC2101721NAN	314,00

*note* Cable length 1m, driver not included. Compatible control: 1-10V, DALI, TRIAC, series connection, CRI90

**IP65**

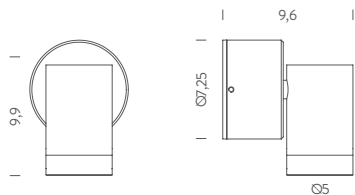


black

**DRIVER**

<i>version</i>	<i>voltage</i>	<i>max power</i>	<i>IP</i>	<i>switching</i>	<i>code</i>	<i>dimensions cm</i>	<i>Euro</i>
for 1 to 2 spots	350mA	12W	20	ON-OFF	WALIMLED08350	9,8x3,3x2,2	31,00
for 1 to 3 spots		17W	67	ON-OFF	WALIMLED12350IP	12,2x3,8x2,4	54,00

*note* for outdoor installation IP connection system not included



LUX W-S (SINGLE)

voltage	max power	source	flux	optic	CRI	switching	mounting	CCT	finish	code	Euro	
220/240V	4,2W	LED spot	366lm	17°	90	ON-OFF	wall	3000K	grey	BLUW4101N21WAA	346,00	
			372lm	46°						BLUW4101F21WAA	346,00	
			366lm	17°						4000K	BLUW4101N21NAA	346,00
			372lm	46°						BLUW4101F21NAA	346,00	
			366lm	17°				3000K	black	BLUW4101N21WAN	346,00	
			372lm	46°						BLUW4101F21WAN	346,00	
			366lm	17°						4000K	BLUW4101N21NAN	346,00
			372lm	46°						BLUW4101F21NAN	346,00	

note driver included

IP65



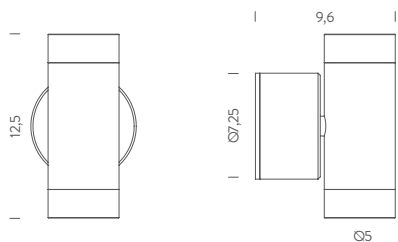
grey finish



black finish







LUX W-D (DOUBLE)

<i>voltage</i>	<i>max power</i>	<i>source</i>	<i>flux</i>	<i>optic</i>	<i>CRI</i>	<i>switching</i>	<i>mounting</i>	<i>CCT</i>	<i>finish</i>	<i>code</i>	<i>Euro</i>
220/240V	8,4W	LED spot	732lm	17°	90	ON-OFF	wall	3000K	grey	BLUW4102N21WAA	490,00
			744lm	46°						BLUW4102F21WAA	490,00
			732lm	17°				4000K		BLUW4102N21NAA	490,00
			744lm	46°						BLUW4102F21NAA	490,00
			732lm	17°				3000K	black	BLUW4102N21WAN	490,00
			744lm	46°						BLUW4102F21WAN	490,00
			732lm	17°				4000K		BLUW4102N21NAN	490,00
			744lm	46°						BLUW4102F21NAN	490,00

*note* driver included, combination of different optics on demand

IP65



grey finish

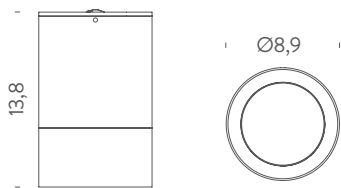


black finish









LUX SURFACE

<i>voltage</i>	<i>max power</i>	<i>source</i>	<i>flux</i>	<i>mounting</i>	<i>optic</i>	<i>switching</i>	<i>CCT</i>	<i>finish</i>	<i>code</i>	<i>Euro</i>
220/240V	13,5W	LED spot	1040lm	ceiling surface	14°	ON-OFF	2700K	grey	BLUC0901N43DAA	454,00
			900lm		53°				BLUC0901H43DAA	454,00
			1100lm		14°		3000K		BLUC0901N43WAA	454,00
			950lm		53°				BLUC0901H43WAA	454,00
			1200lm		14°		4000K		BLUC0901N43NAA	454,00
			1050lm		53°				BLUC0901H43NAA	454,00
			1040lm		14°		2700K	black	BLUC0901N43DAN	454,00
			900lm		53°				BLUC0901H43DAN	454,00
			1100lm		14°		3000K		BLUC0901N43WAN	454,00
			950lm		53°				BLUC0901H43WAN	454,00
			1200lm		14°		4000K		BLUC0901N43NAN	454,00
			1050lm		53°				BLUC0901H43NAN	454,00

*note* driver included, CRI > 90

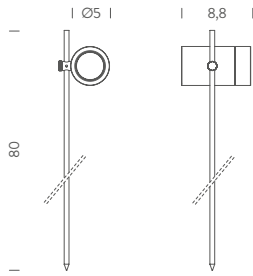
IP65



grey



black



LUX GARDEN

voltage	max power	source	flux	optic	CRI	switching	mounting	CCT	finish	code	Euro
350mA	4,2W	LED spot	366lm	17°	90	acc. to driver	ground	3000K	grey	BLUG3001N21WAA	270,00
			372lm	46°						BLUG3001F21WAA	270,00
			366lm	17°				4000K		BLUG3001N21NAA	270,00
			372lm	46°						BLUG3001F21NAA	270,00
			366lm	17°				3000K	black	BLUG3001N21WAN	270,00
			372lm	46°						BLUG3001F21WAN	270,00
			366lm	17°				4000K		BLUG3001N21NAN	270,00
			372lm	46°						BLUG3001F21NAN	270,00
			366lm	17°				3000K	green	BLUG3001N21WVE	341,00
			372lm	46°						BLUG3001F21WVE	341,00
			366lm	17°				4000K		BLUG3001N21NVE	341,00
			372lm	46°						BLUG3001F21NVE	341,00

*note* driver not included, cable lenght 2m, compatible control: 1-10V, DALI, DMX, Casambi, series connection

*customizations* CCT 2700K

**IP67**

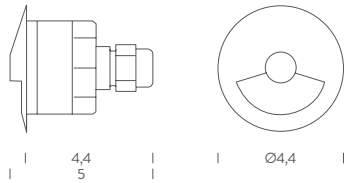


orientable spot

DRIVER

version	voltage	max power	IP	switching	code	dimensions cm	Euro
for 1 to 2 spots	350mA	12W	20	ON-OFF	WALIMLED08350	9,8x3,3x2,2	31,00
for 1 to 3 spots		16W	67	ON-OFF	WALIMLED12350IP	14x3x2,2	49,00
<i>note</i>	for outdoor installation IP connection system not included						54,00





**WALKWAY**

<i>voltage</i>	<i>max power</i>	<i>source</i>	<i>flux</i>	<i>optic</i>	<i>CRI</i>	<i>switching</i>	<i>mounting</i>	<i>CCT</i>	<i>finish</i>	<i>code</i>	<i>Euro</i>
350mA	1,2W	LED spot	10lm	asymmetric	70	acc. to driver	recessed	3000K	grey	BLUX02012170CS	141,00
			12lm		90			5000K		BLUX0201217WCS	141,00
<i>note</i>		driver not included (more specifications in the table below), cable length 1m									
<i>customizations</i>		1-10V, DALI, DMX, Casambi, finishes, CCT 2700K									

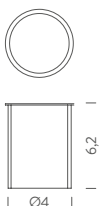
**IP65**



grey finish

**DRIVER**

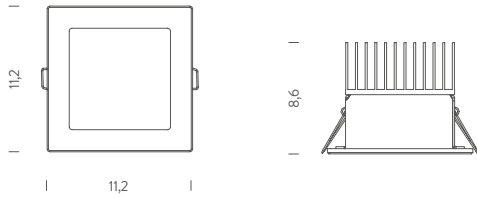
<i>version</i>	<i>voltage</i>	<i>max power</i>	<i>IP</i>	<i>switching</i>	<i>code</i>	<i>dimensions cm</i>	<i>Euro</i>				
for 1 spot	350mA	1,4W	66	ON-OFF	WALIMLED01350	3,8x3x2,3	24,00				
for 1 to 3 spots		4W	20	ON-OFF	WALIMLED03350	4x4x2,1	29,00				
for 3 to 8 spots		12W	20	ON-OFF	WALIMLED08350	9,8x3,3x2,2	31,00				
for 2 to 13 spots		17W	67	ON-OFF	WALIMLED12350IP	12,2x3,8x2,4	54,00				
<i>note</i>		for outdoor installation IP connection system not included									



**ACCESSORIES**

<i>version</i>	<i>finish</i>	<i>dimensions cm</i>	<i>code</i>	<i>Euro</i>
RECESSED BOX for 1 spot	ABS	Ø4x6,2	BLUXCASSA1	7,00
<i>note</i>		installation BOX, not IP rated		






**GILDOR**

<i>voltage</i>	<i>max power</i>	<i>source</i>	<i>flux</i>	<i>optic</i>	<i>CRI</i>	<i>switching</i>	<i>mounting</i>	<i>CCT</i>	<i>finish</i>	<i>code</i>	<i>Euro</i>
500mA	19W	LED spot	1000lm	diffused	> 80	acc. to driver	recessed	3000K	white	MGIL0101G02WBO	270,00
700mA	26W		1500lm							MGIL0102G02WBO	292,00
500mA	19W		1000lm					4000K		MGIL0101G02NBO	270,00
700mA	26W		1500lm							MGIL0102G02NBO	292,00
<i>note</i>	driver not included (more specifications in the table below), recessed hole 100x100mm, depth 150mm, cable length 1m, varnished white aluminium (RAL 9016), springs for mounting included										
<i>customizations</i>	DALI, DMX, Casambi										


**IP40**



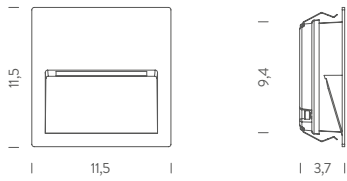
heat dissipation

**DRIVER**

<i>version</i>	<i>voltage</i>	<i>max power</i>	<i>switching</i>	<i>code</i>	<i>dimensions cm</i>	<i>Euro</i>
for 1 spot	500mA	20W	DALI	ALIALI64	15x5,2x2,2	108,00
for 1 spot	700mA	30W		LIPALI64	15x4,3x3	114,00







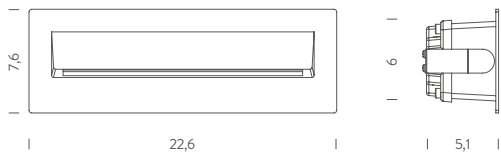
**WALKBY**

<i>voltage</i>	<i>max power</i>	<i>source</i>	<i>flux</i>	<i>optic</i>	<i>CRI</i>	<i>switching</i>	<i>mounting</i>	<i>CCT</i>	<i>finish</i>	<i>code</i>	<i>Euro</i>
220/240V	4W	LED Spot	180lm	direct asymmetric	> 80	ON-OFF	wall	3000K	dark grey	MWBY4101038WGA	211,00
<i>note</i>		recessed box included, driver included									

**IP65**



dark grey finish



**WALKBY PLUS**

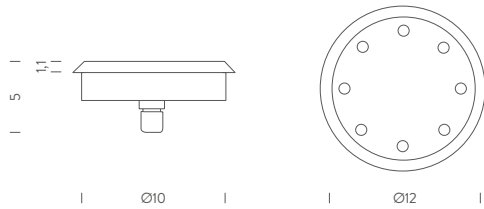
<i>voltage</i>	<i>max power</i>	<i>source</i>	<i>flux</i>	<i>optic</i>	<i>CRI</i>	<i>switching</i>	<i>mounting</i>	<i>CCT</i>	<i>finish</i>	<i>code</i>	<i>Euro</i>
220/240V	8W	LED Spot	330lm	direct asymmetric	> 80	ON-OFF	wall	3000K	dark grey	MWBY41P1038WGA	254,00
<i>note</i>		recessed box included, driver included									

**IP65**



dark grey finish





**SKILLED**

<i>voltage</i>	<i>max power</i>	<i>source</i>	<i>flux</i>	<i>optic</i>	<i>CRI</i>	<i>switching</i>	<i>mounting</i>	<i>CCT</i>	<i>finish</i>	<i>code</i>	<i>Euro</i>
24VDC	2W	LED spot	20lm	asymmetric	80	acc. to driver	recessed	6000K	grey	BSKL0212G310CS	373,00
<i>note</i>		driver not included, recessed box not included (more specifications in the table below), cable length 1m. Certified 500kg static load, 3000kg dynamic load									
<i>customizations</i>		1-10V, DALI, DMX, Casambi, RGB									

**IP67**



grey finish

**DRIVER**

<i>version</i>	<i>voltage</i>	<i>max power</i>	<i>IP</i>	<i>switching</i>	<i>code</i>	<i>dimensions cm</i>	<i>Euro</i>				
24VDC	IN 100/240VAC - OUT 24VDC	25W	67	ON-OFF	WALIMLED25/24IP	14,8x4x3,2	89,00				
	IN 100/240VAC - OUT 24VDC	60W	67		WALIM60W24V	17,2x5,3x3,7	114,00				
	IN 100/240VAC - OUT 24VDC	100W	67		WALIMLED100/24	14x6,3x3,2	130,00				
	IN 220/240VAC - OUT 24VDC	150W	67		WALIMLED150/24	25x6,8x4,5	141,00				
	IN 100/240VAC - OUT 24VDC	240W	67		WALIMLED240/24	24,4x7,1x3,8	270,00				
<i>note</i>		for outdoor installation IP connection system not included									

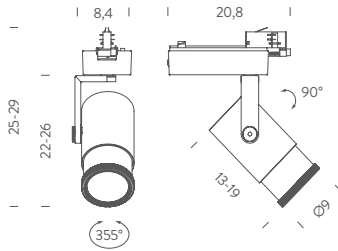


**SKILLED OUTDOOR BOX**

<i>version</i>	<i>finish</i>	<i>code</i>	<i>dimensions cm</i>	<i>Euro</i>
for 1 spot	aluminium	QBOXSKILL1	Ø10x12	60,00



THE MUSEUM  
COLLECTION




**SHARP  
ZOOM**

voltage	max power	source	flux	optic	CRI	switching	mounting	CCT	finish	code	Euro
220/240V	25W	LED spot	1546lm (55°)	7°-55°	> 94	dimmable 1-10V	track	2700K	white	MPFB8001929DBG	627,00
			black						MPFB8001929DAN	627,00	
			1560lm (55°)	3000K					white	MPFB8001929WBG	627,00
			black	MPFB8001929WAN					627,00		
			1890lm (55°)	4000K					white	MPFB8001929NBG	627,00
			black	MPFB8001929NAN					627,00		
<i>note</i>	3C track adapter, driver on board, dimming control on board, orientable spot 90°, compatible with 3PHASE and DALI track, black anodized finish or varnished white with grey details										
			1546lm (55°)			DALI		2700K	white	MPFBDA01929DBG	627,00
									black	MPFBDA01929DAN	627,00
			1560lm (55°)					3000K	white	MPFBDA01929WBG	627,00
									black	MPFBDA01929WAN	627,00
			1890lm (55°)					4000K	white	MPFBDA01929NBG	627,00
									black	MPFBDA01929NAN	627,00
<i>note</i>	driver on board, rotating body 355°, orientable spot 90°, compatible with TRACK 3~230V (DALI) p.111, black anodized finish or varnished white with grey details										
<i>accessory</i>	oval frontal lens										
<i>customizations</i>	CRI, CCT, Casambi accessory, other track adapter   optional accessories on p.124-126										

**IP20**



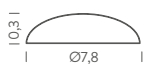
orientable 90°



zoom optic 7-55°




dimming control on board



**OVAL FRONTAL LENS**

finish	dimensions cm	code	Euro
PMMA	Ø7,8x0,3	MPFBASYMFILTER	12,00





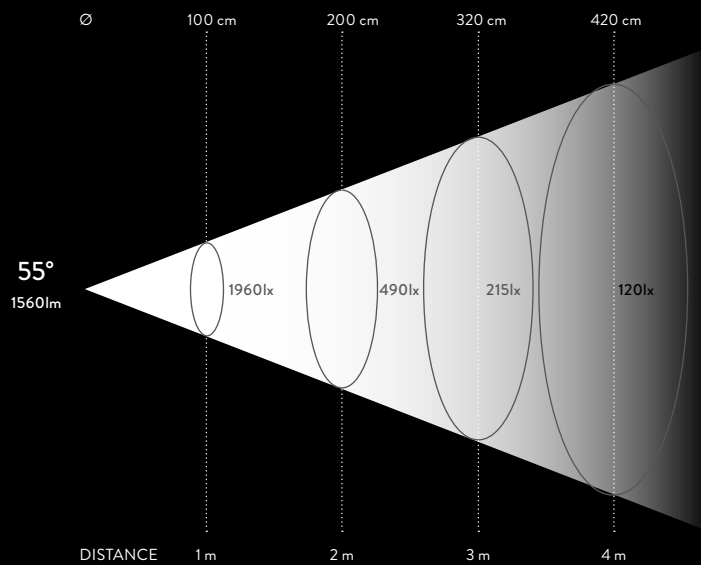
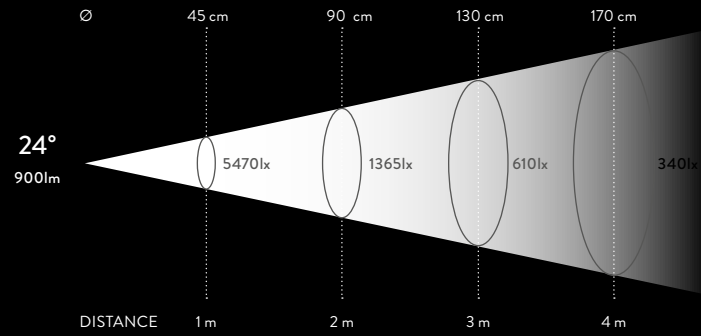
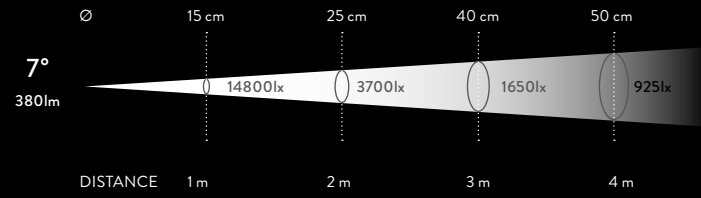
soft frontal lens (included)

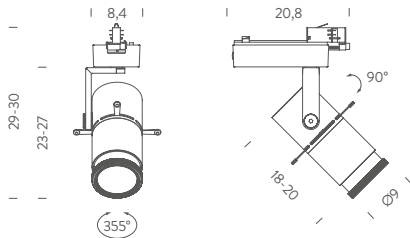


oval frontal lens (accessory)



# ZOOM OPTIC 7°-55°





**FRAME**

voltage	max power	source	flux	optic	CRI	switching	mounting	CCT	finish	code	Euro
220/240V	23W	LED spot	870lm	focus/frame	> 94	dimmable 1-10V	track	2700K	white	MPFB8001C29DBG	746,00
									black	MPFB8001C29DAN	746,00
			920lm	white					MPFB8001C29WBG	746,00	
				black					MPFB8001C29WAN	746,00	
			1070lm	white					MPFB8001C29NBN	746,00	
				black					MPFB8001C29NAN	746,00	
<i>note</i> 3C track adapter, driver on board, dimming control on board, orientable spot 90°, compatible with 3PHASE and DALI track, black anodized finish or varnished white with grey details											
			870lm	DALI				2700K	white	MPFBDA01C29DBG	746,00
									black	MPFBDA01C29DAN	746,00
			920lm						white	MPFBDA01C29WBG	746,00
									black	MPFBDA01C29WAN	746,00
			1070lm						white	MPFBDA01C29NBN	746,00
									black	MPFBDA01C29NAN	746,00


*note* driver on board, rotating body 355°, orientable spot 90°, compatible with TRACK 3~230V (DALI) p.111, black anodized finish or varnished white with grey details

*customizations* CRI, CCT, Casambi accessory, other track adapter | optional accessories on p.124-126

**IP20**



orientable spot 90°




soft variable/framing optic



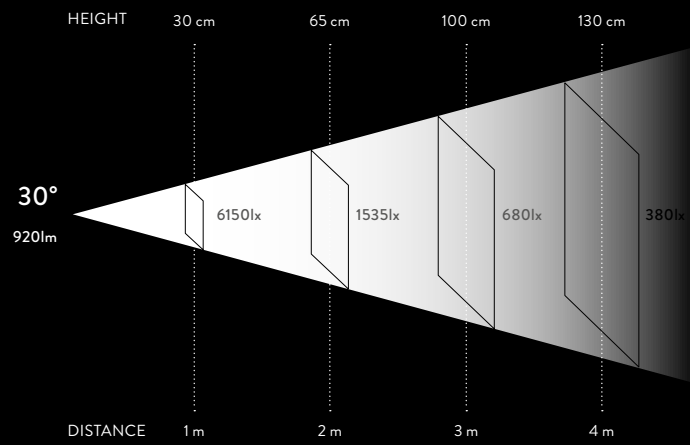
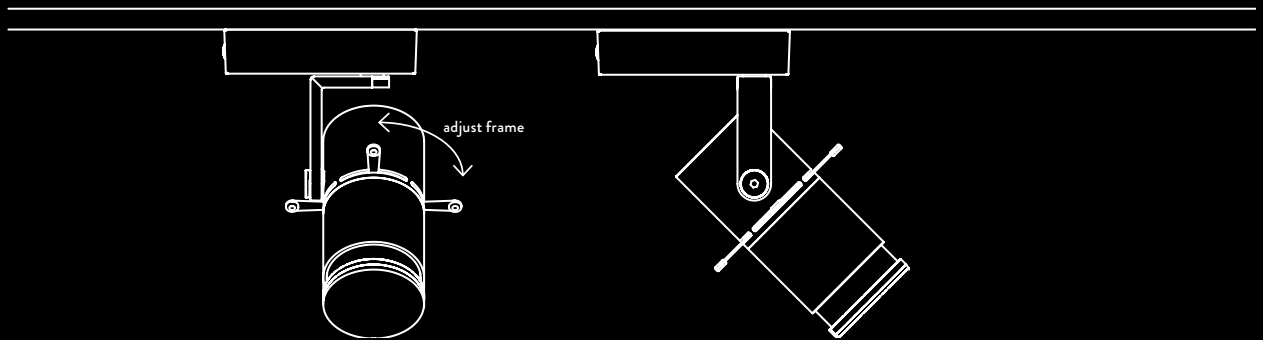
dimming control on board



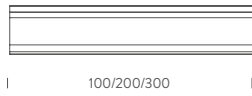


defined edges lens included

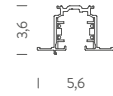
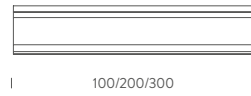
# FRAME OPTIC



CEILING/PENDANT



RECESSED



**TRACK 3~230V**

version	voltage	switching	mounting	finish	code	Euro
1m	110\230V	ON-OFF/TRIAC	ceiling, pendant	white	MTRK0110BI	37,00
				black	MTRK0110NE	37,00
2m				white	MTRK0120BI	73,00
				black	MTRK0120NE	73,00
3m				white	MTRK0130BI	108,00
				black	MTRK0130NE	108,00
1m			recessed	white	MTRK0310BI	41,00
				black	MTRK0310NE	41,00
2m				white	MTRK0320BI	81,00
				black	MTRK0320NE	81,00
3m				white	MTRK0330BI	122,00
				black	MTRK0330NE	122,00
1m	110/230V	DALI/1-10V	ceiling, pendant	white	MTRK0210BI	49,00
				black	MTRK0210NE	49,00
2m				white	MTRK0220BI	98,00
				black	MTRK0220NE	98,00
3m				white	MTRK0230BI	146,00
				black	MTRK0230NE	146,00
1m			recessed	white	MTRK0410BI	57,00
				black	MTRK0410NE	57,00
2m				white	MTRK0420BI	114,00
				black	MTRK0420NE	114,00
3m				white	MTRK0430BI	171,00
				black	MTRK0430NE	171,00

*note* ON-OFF/TRIAC accessory for ON-OFF and TRIAC Track switching / DALI /1-10V accessory for DALI /1-10V Track switching


**IP20**



track ceiling/pendant, black



track ceiling/pendant, white

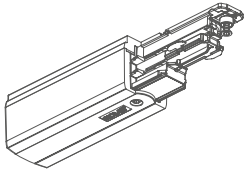


track recessed, black

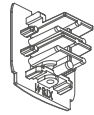


track recessed, white

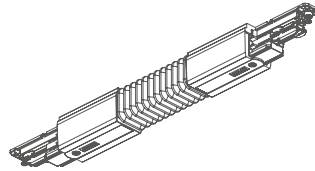
DALI ACCESSORY



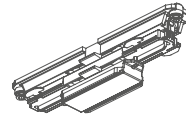
TRACK START DX



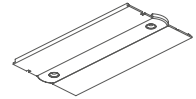
TRACK END



FLEXIBLE COUPLER

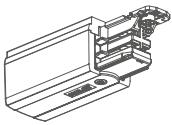


STRAIGHT COUPLER

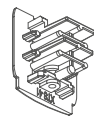


COVER PLATE  
(only for recessed track installation)

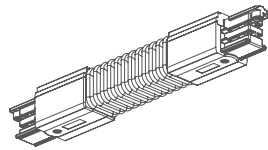
3PHASE ACCESSORY



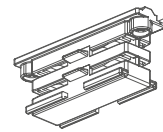
TRACK START DX/SX



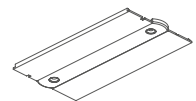
TRACK END



FLEXIBLE COUPLER

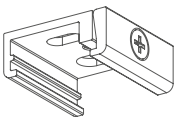


STRAIGHT COUPLER



COVER PLATE  
(only for recessed track installation)

DALI/3PHASE ACCESSORY



CLIP



← STEEL CABLE 1,5/3M



← SUSPENSION NUT M6



MOUNTING ON TRACK

## TRACK ACCESSORIES

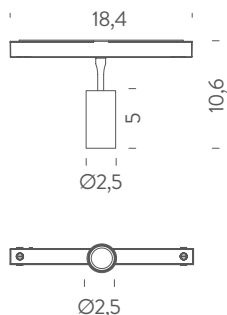
<i>version</i>	<i>voltage</i>	<i>switching</i>	<i>mounting</i>	<i>finish</i>	<i>code</i>	<i>Euro</i>
Track Start DX	230V	ON-OFF / TRIAC	ceiling, pendant, recessed	white	MTRKADX0BBI	17,00
				black	MTRKADX0BNE	17,00
Track Start SX				white	MTRKASX0BBI	17,00
				black	MTRKASX0BNE	17,00
Straight Coupler				white	MTRKJLOBBI	13,00
				black	MTRKJLOBNE	13,00
Flexible Coupler				white	MTRKJFOBBI	70,00
				black	MTRKJFOBNE	70,00
Track End				white	MTRKEND00BI	3,00
				black	MTRKEND00NE	3,00
Cover plate				white	MTRKCOVBBI	6,00
				black	MTRKCOVBNE	6,00
Middle feed				white	MTRKAC0BBI	37,00
				black	MTRKAC0BNE	37,00
Track Start DX		DALI/ 1-10V		white	MTRKADX0ABI	25,00
				black	MTRKADX0ANE	25,00
Track Start SX				white	MTRKASX0ABI	25,00
				black	MTRKASX0ANE	25,00
Straight Coupler				white	MTRKJLOABI	18,00
				black	MTRKJLOANE	18,00
Flexible Coupler				white	MTRKJFOABI	93,00
				black	MTRKJFOANE	93,00
Track end				white	MTRKEND00BI	3,00
				black	MTRKEND00NE	3,00
Cover plate				white	MTRKCOVABI	6,00
				black	MTRKCOVANE	6,00
Middle feed				white	MTRKAC0ABI	57,00
				black	MTRKAC0ANE	57,00
Clip		/	ceiling, pendant	white	MTRKCL00BI	4,00
				black	MTRKCL00NE	4,00
Steel Ctable 1,5m				white	MTRKCAB0015BI	18,00
				black	MTRKCAB0015NE	18,00
Steel Ctable 3m				white	MTRKCAB0030BI	22,00
				Black	MTRKCAB0030NE	22,00
Suspension nut M6					MTRKNUT	2,00
L-Feed DX	230V	DALI/ 1-10V	ceiling, pendant, recessed	white	MTRKLDX0ABI	62,00
				black	MTRKLDX0ANE	62,00
L-Feed SX				white	MTRKLSX0ABI	62,00
				black	MTRKLSX0ANE	62,00
L-Feed DX	230V	3C	ceiling, pendant, recessed	white	MTRKLDX0BBI	47,00
				black	MTRKLDX0BNE	47,00
L-Feed SX				white	MTRKLSX0BBI	47,00
				black	MTRKLSX0BNE	47,00



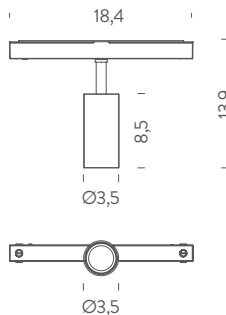


THE GRAVITY  
COLLECTION

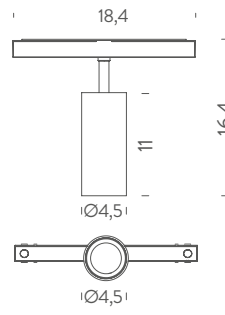
SPOT 3W



SPOT 8W



SPOT 12W



SPOT

3W

CCT	max power	optic	emission	voltage	lum. flux	CRI	switching	code	finish	Euro
2700K	3W	38°	orientable	48V	175lm	90	DALI	MFLE5201746DAN	black	227,00
3000K	3W	38°	orientable	48V	205lm	90	DALI	MFLE5201746WAN	black	227,00

8W

2700K	8W	15°	orientable	48V	500lm	90	DALI	MFLE5201344DAN	black	270,00
2700K	8W	38°	orientable	48V	630lm	90	DALI	MFLE5201744DAN	black	270,00
3000K	8W	15°	orientable	48V	520lm	90	DALI	MFLE5201344WAN	black	270,00
3000K	8W	38°	orientable	48V	665lm	90	DALI	MFLE5201744WAN	black	270,00

12W

2700K	12W	15°	orientable	48V	900lm	90	DALI	MFLE5201345DAN	black	315,00
2700K	12W	38°	orientable	48V	890lm	90	DALI	MFLE5201745DAN	black	315,00
3000K	12W	15°	orientable	48V	965lm	90	DALI	MFLE5201345WAN	black	315,00
3000K	12W	38°	orientable	48V	930lm	90	DALI	MFLE5201745WAN	black	315,00

note driver, track and accessories not included (more info on p.65)

IP20



spot 3W

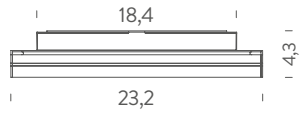


spot 8W

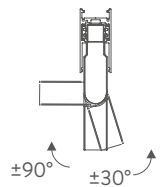
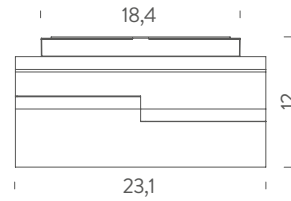


spot 12W

UGR LINE



UGR FOLD



UGR LINE

CCT	max power	optic	emission	voltage	lum. flux	CRI	switching	code	finish	Euro
2700K	15W	30°	UGR<19	48V	1135lm	90	DALI	MFLE5302U48DAN	black	260,00
3000K	15W	30°	UGR<19	48V	1320lm	90	DALI	MFLE5302U48WAN	black	260,00

*note* driver, track and accessories not included (more info on p.65)

IP20

UGR FOLD

CCT	max power	optic	emission	voltage	lum. flux	CRI	switching	code	finish	Euro
2700K	20W	36°	UGR<19	48V	1560lm	90	DALI	MFLE5202T48DAN	black	315,00
3000K	20W	36°	UGR<19	48V	1610lm	90	DALI	MFLE5202T48WAN	black	315,00

*note* driver, track and accessories not included (more info on p.65)

*customizations* asymmetric optic

IP20

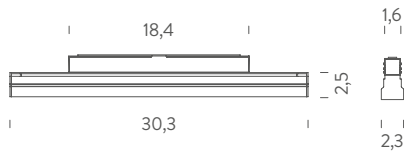


UGR line

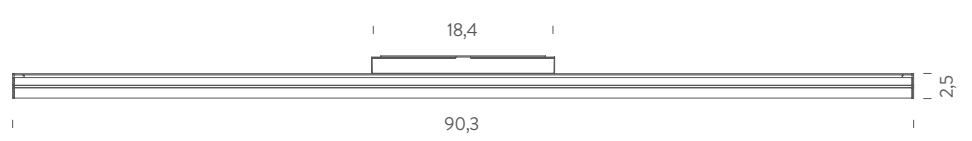


UGR fold

DASH 10W



DASH 30W



DASH

10W

<i>CCT</i>	<i>max power</i>	<i>optic</i>	<i>emission</i>	<i>voltage</i>	<i>lum. flux</i>	<i>CRI</i>	<i>switching</i>	<i>code</i>	<i>finish</i>	<i>Euro</i>
2700K	10W	112°	diffused	48V	510lm	90	DALI	MFLE5303G47DAN	black	227,00
3000K	10W	112°	diffused	48V	515lm	90	DALI	MFLE5303G47WAN	black	227,00

30W

2700K	30W	112°	diffused	48V	1435lm	90	DALI	MFLE5309G47DAN	black	305,00
3000K	30W	112°	diffused	48V	1510lm	90	DALI	MFLE5309G47WAN	black	305,00

*note* driver, track and accessories not included (more info on p.65)

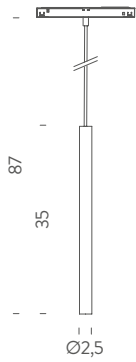
 IP20



dash 10W



dash 30W


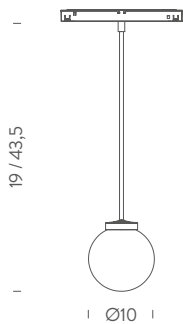


tube

**TUBE**

<i>CCT</i>	<i>max power</i>	<i>optic</i>	<i>emission</i>	<i>voltage</i>	<i>lum. flux</i>	<i>CRI</i>	<i>switching</i>	<i>code</i>	<i>finish</i>	<i>Euro</i>
2700K	10W	30°		48V		90	DALI	MGRA5601453DAN	black	345,00
3000K	10W	30°		48V		90	DALI	MGRA5601453WAN	black	345,00

III IP20



sphere short



sphere

**SPHERE**

**19CM**

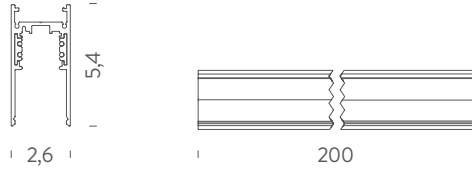
<i>CCT</i>	<i>max power</i>	<i>optic</i>	<i>emission</i>	<i>voltage</i>	<i>lum. flux</i>	<i>CRI</i>	<i>switching</i>	<i>code</i>	<i>finish</i>	<i>Euro</i>
2700K	5W		diffused	48V		90	DALI	MGRA5621G21DAN	white glass	380,00
3000K	5W		diffused	48V		90	DALI	MGRA5621G21WAN	white glass	380,00

**43,5CM**

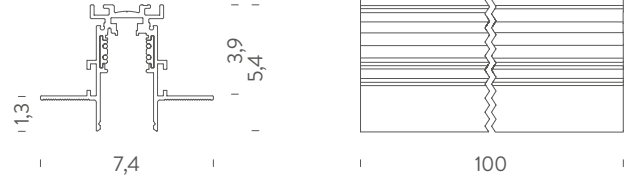
2700K	5W		diffused	48V		90	DALI	MGRA5641G21DAN	white glass	420,00
3000K	5W		diffused	48V		90	DALI	MGRA5641G21WAN	white glass	420,00

III IP20

CEILING




TRIMLESS



TRACK

<i>version</i>	<i>voltage</i>	<i>mounting</i>	<i>finish</i>	<i>code</i>	<i>Euro</i>
track 1m	48V	ceiling	black	MFLE0210NE	190,00
track 2m	48V	ceiling	black	MFLE0220NE	330,00
track 3m	48V	ceiling	black	MFLE0230NE	465,00
track 1m	48V	trimless	black	MFLE0810NE	190,00
track 2m	48V	trimless	black	MFLE0820NE	330,00
track 3m	48V	trimless	black	MFLE0830NE	465,00
<i>note</i>	pendant version available (see suspension gripper on p.65)				
<i>customizations</i>	recessed trim version				



ceiling mounting



trimless mounting





## ACCESSORIES

<i>version</i>	<i>voltage</i>	<i>mounting</i>	<i>finish</i>	<i>code</i>	<i>Euro</i>
Track feeding	48V	ceiling/trimless	black	MFLEBKALIM	60,00
Track feeding joint	48V	ceiling/trimless	black	MFLEBKGIUNTOAL	35,00
Track flexible joint	48V	ceiling/trimless	black	MFLEJFONE	81,00
Ceiling track end-cap	/	ceiling/trimless	black	MFLEEND00NE	13,50
Ceiling track end-cap hole	/	ceiling/trimless	black	MFLEEND01NE	15,00
Ceiling track 90° corner	/	ceiling	black	MFLE90C00NE	94,00
Suspended Clip Alu	/	pendant/ceiling	black	MFLECL00AL	16,50
Suspension gripper + steel cable	/	pendant	black	MFLESUSP030CR	13,00
Trimless track 90° corner	/	trimless	black	MFLE90T00NE	94,00
Trimless track wall corner internal	/	trimless	black	MFLE90T01NE	94,00
Trimless track wall corner external	/	trimless	black	MFLE90T02NE	94,00
Trimless track mechanical joint	/	trimless	black	MFLEMJT00NE	13,00
Trimless track template	/	trimless	black	MFLE00TEMP	15,00

## REMOTE DRIVER

<i>version</i>	<i>voltage</i>	<i>max power</i>	<i>IP</i>	<i>switching</i>	<i>code</i>	<i>dimensions cm</i>	<i>Euro</i>
48V	IN 100/305VAC - OUT 48VDC	240W	67	ON-OFF	WALIMLED240/48	22x6,5x3,5	270,00

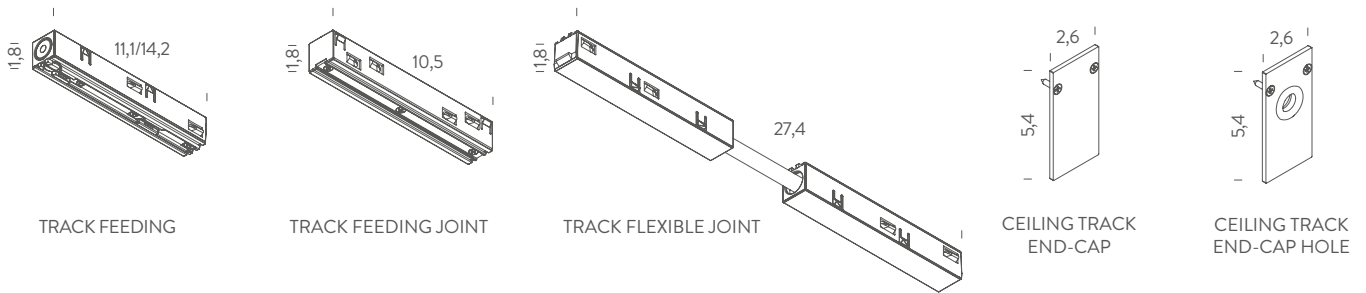
## TRACK INTEGRATED DRIVER

<i>version</i>	<i>voltage</i>	<i>max power</i>	<i>IP</i>	<i>switching</i>	<i>code</i>	<i>dimensions cm</i>	<i>Euro</i>
48V	IN 200/240VAC - OUT 48VDC	200W	20	ON-OFF	MFLEALIM200/48	41x4,2x2,3	380,00

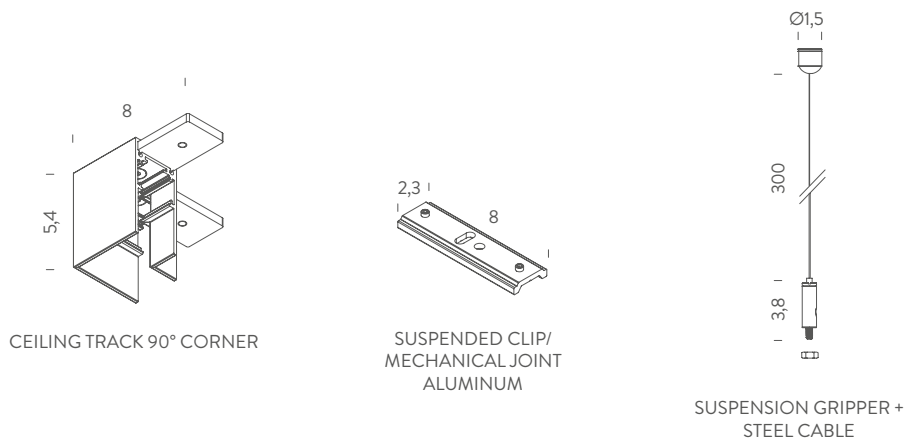
## DRIVER BOX

<i>version</i>	<i>finish</i>	<i>code</i>	<i>Euro</i>
1 driver-1 electrical cable	black	BROSPS1NE	120,00

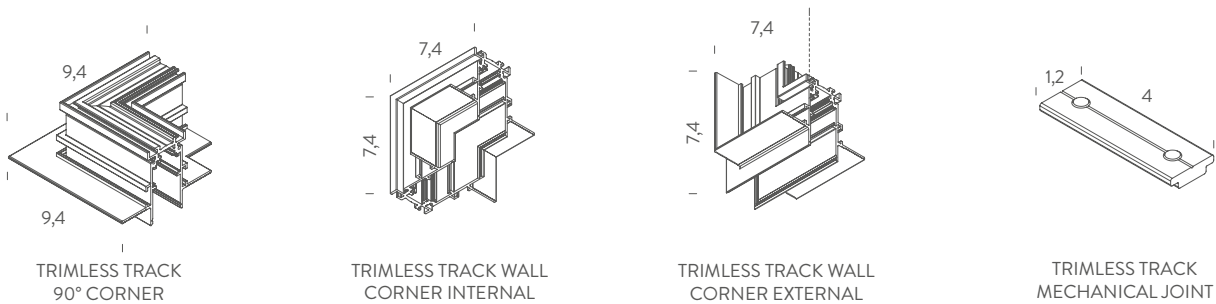
COMPATIBLE WITH CEILING AND TRIMLESS TRACK



COMPATIBLE WITH CEILING TRACK



COMPATIBLE WITH TRIMLESS TRACK









# CAUTIONS

Nemo Studio products are manufactured and tested according to latest regulations of LVD Directive (2014/35/EU) and EMC Directive (2014/30/EU). Nemo Studio luminaires are according to EU Directive WEEE (2012/19/UE) for the disposal or recycling of electronic device. LED sources, components and materials used to assembly LED Luminaires are according to ROHS Directive restricting the use of hazardous substances in electrical and electronic equipment.

The program in this catalogue can be changed due to the technical development of the LEDs. Nemo Studio reserves the right to make any technical or formal alterations to its products without giving prior notice, especially for LED sources. Without prejudice to the essential characteristics of the models described, Nemo Studio make changes to improve the product for construction and/or commercial reasons. Dimensions are indicated in centimetres. Luminaires are normally supplied without light sources, except when otherwise indicated. Products with anodized finishes could show different colour shades due to the industrial galvanic process. Shades have to be considered as aesthetic elements of the product. The polishing process is hand-made. Shades are therefore due to this manual process. Dimensions of products made with deformations of extrusions could be subject to changes of +/-1cm. Pictures application, images and product descriptions in this catalogue are intended to present the product and cannot be considered binding. Dimensions of the power supplies stated in the present catalogue are purely indicative and they are subject to change without notice. If not specifically indicated, power supplies, accessories and other parts not listed as to be included are believed to be excluded. All products, power supplies and accessories installed must be accessible and available for inspection to ensure proper maintenance. Information concerning luminous flux/power consumption are expressed in real values. Any further data are indicated in the technical sheets available on the website. In case of discrepancy between the information contained in the printed materials and the website, this latter shall prevail. This catalogue replaces the previous version. The previous version is no longer considered valid.

## LED WARNINGS

The LEDs used by NEMO STUDIO are selected to provide the best uniformity in

terms of chromatic and light efficiency. Despite these precautions, there may be differences within a tolerance approximately +/- 10%. Technical notes and wiring diagrams are to be considered purely indicative and are not binding. Due to quick technological improvements in LED technology, Nemo Studio reserves the rights to alter the specifications of the products. Consequently, the photometric data are to be considered purely indicative and subject to continuous improvements.

## INFORMATION WITH REGARDS TO THE CORRECT INSTALLATION / FUNCTIONING OF NEMO STUDIO LED LUMINAIRES

Installation and the electrical connection must be performed by a qualified installer. Never switch on LED luminaires without the power supply being connected. Never open the luminaire, if not specifically indicated on the mounting instructions. Always check the specification of the power supply with regards to the minimum/maximum number of luminaires which can be connected. Always check if the IP rating of the luminaires is suitable for the desired application. If not specifically indicated, the luminaires are not suited for pedestrian areas. LED fittings are affected by fluctuations in temperature which can result in undesired colour shift or luminous flux loss. To ensure adequate dissipation of heat always make sure that the area/room where the luminaire will be installed is adequately ventilated. Never cover the metal heat sink of the luminaire, this restricts the flow of air and will result in a shorter than a specified lifetime. Do not carry out painting and/or treatments that could compromise its functionality.

## INFORMATION WITH REGARDS TO IP65 AND IP68 LUMINAIRES FOR OUTDOOR LED

The products rated IP65, IP66, IP67 or IP68 should never be opened. The electrical connections must be made by guaranteeing a degree of protection like and/or higher than the IP spotlight, single-pole connectors with insulation perforation and gel enclosure, gel enclosure flasks, IP68 cylindrical flasks with cable glands. In case of recessed luminaires for exterior use, always prepare a drainage layer under the recessed box. The correct installation in the floor is only with the use of the listed Nemo Studio recessed boxes. For use in thermal waters, in waters with chemical

additives, we always suggest using TF fixtures in synthetic material and/or refer to the technical department for advice concerning the use of luminaires in such applications.

## MAINTENANCE

It is essential to clean the luminaire periodically at regular intervals to remove the dust, dirt, limestone or other contaminations. Before cleaning the luminaire, switch off the power supply and let it cool down. Not maintaining the luminaires may result in malfunctioning. Clean the luminaires using a soft cloth dampened in lukewarm water. Do not use cleaning products which contain acidic substances. Do not use cleaner machines. Luminaires must not be used in corrosive environments, exposure to corrosive substances must always be avoided. In case of doubts concerning chemical resistance of our luminaires please contact our technical department.

## WARRANTY

Standard product warranty is 36 months. The producer does not accept any liability for damage of the luminaires, property or persons, caused using a wrong driver or by a faulty electrical connection. The warranty does not cover defects and/or damages caused by wrong use in cases where the installation instructions have not been followed. The producer does not accept any liability for defects caused by natural disaster or by vandalism. Nemo Studio cannot be held responsible for malfunctioning, short lifespan and decrease in light output if the products are not connected to a specified LED driver provided by Nemo Studio.

Luminaires are normally supplied without light sources, except when otherwise indicated. As blown glass is produced by traditional craft techniques, its thickness, colour and finish are subject to variations, a feature that makes each piece unique.

NEMO STUDIO reserves the right to make any technical or formal alterations to its products without giving prior notice, especially for LED sources.

WARRANTY Conditions are indicated in a tag attached to each luminaire. When a certain lamp is supplied with the bulb, the same shall be seen as a pure service to the customer. The cost of the bulb is not included in the price of the product and therefore NEMO STUDIO shall not be held responsible for any replacement in case of malfunctioning of the bulb.

## NEMO HEAD OFFICE

Viale Brianza, 30  
Lentate s/S (MB), 20823  
Italy  
Tel +39 0362 166 050 0  
info@nemolighting.com

## NEMO STUDIO

Strada Borgata Paradiso, 20  
Settimo Torinese - Turin , 10036  
Italy  
Tel. +39 011 765 73 01  
nemostudio@nemolighting.com

## NEMO SHOWROOM MONFORTE

Corso Monforte, 19/A  
Milan, 20122  
Italy  
Tel +39 02 970 703 40  
monforte@nemolighting.com

## NEMO BORGONUOVO19

Via Borgonuovo, 19  
Milan, 20122  
Italy  
studio@nemolighting.com

---

## NEMO GALERIE PARIS

44, Rue du Bac  
Paris, 75007  
France  
Tel +33 (0) 1 486 318 42  
ruedubac@nemolighting.fr

---

## NEMO USA

625 Jersey Avenue, Unit 7  
New Brunswick - NJ, 08901  
USA  
Tel 800 734 5858  
usa@nemolighting.com  
nemolighting.com/usa/

Scan the code for Terms and Conditions



For more info visit our website





**NEMO**  
NEMOLIGHTING.COM