

**louis
poulsen**

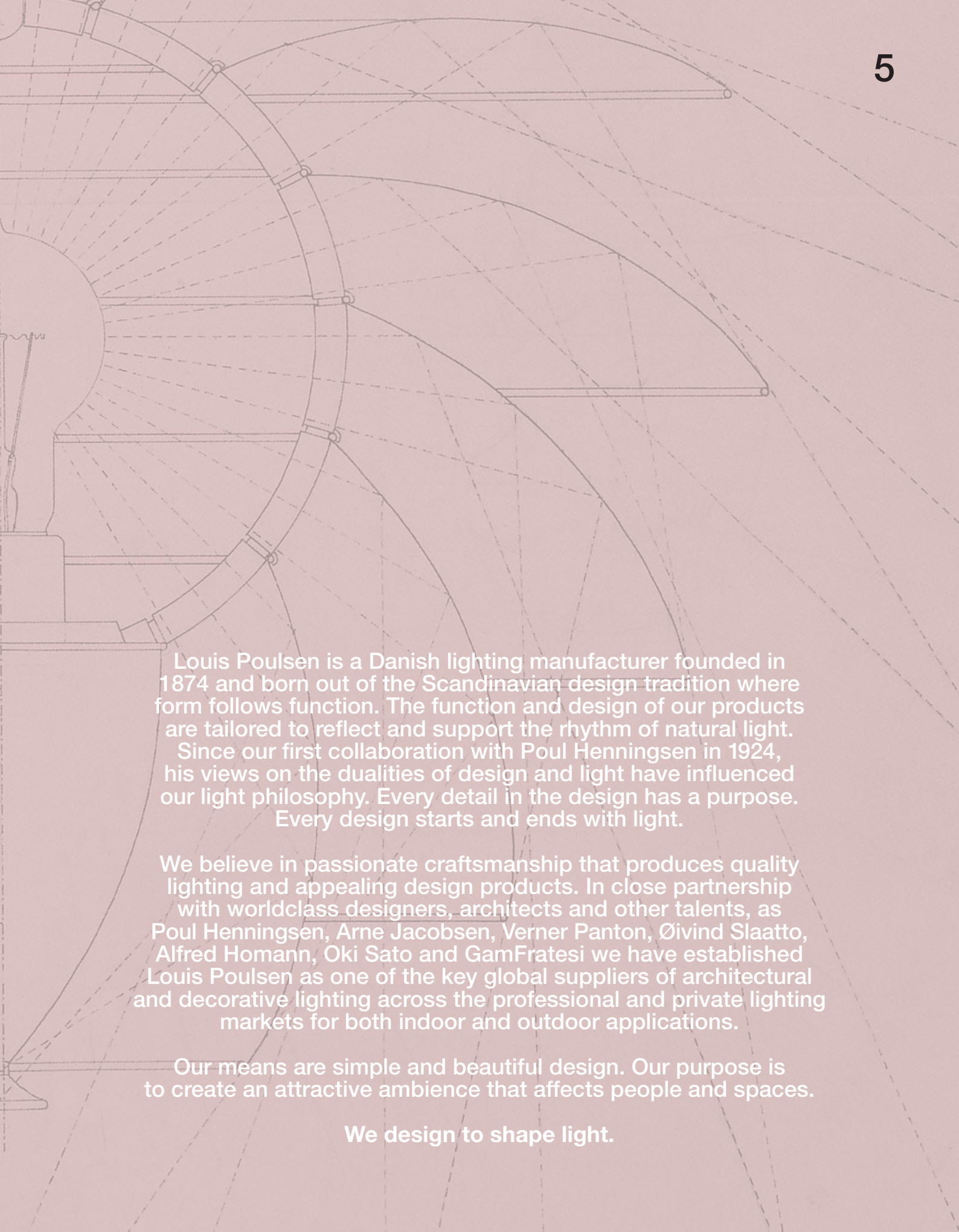
since
1874

Catalogue 2022

“Once you have
experienced good lighting,
life is filled with new values.”

- Poul Henningsen

Design to Shape Light

A technical drawing of a lighting fixture, possibly a chandelier or pendant light, shown in a perspective view. The drawing features a central circular element with several horizontal arms extending outwards. Dashed lines radiate from the central element, representing light rays or the fixture's structure. The drawing is rendered in a light, sketchy style on a textured, light-colored background.

Louis Poulsen is a Danish lighting manufacturer founded in 1874 and born out of the Scandinavian design tradition where form follows function. The function and design of our products are tailored to reflect and support the rhythm of natural light.

Since our first collaboration with Poul Henningsen in 1924, his views on the dualities of design and light have influenced our light philosophy. Every detail in the design has a purpose. Every design starts and ends with light.

We believe in passionate craftsmanship that produces quality lighting and appealing design products. In close partnership with worldclass designers, architects and other talents, as Poul Henningsen, Arne Jacobsen, Verner Panton, Øivind Slaatto, Alfred Homann, Oki Sato and GamFratesi we have established Louis Poulsen as one of the key global suppliers of architectural and decorative lighting across the professional and private lighting markets for both indoor and outdoor applications.

Our means are simple and beautiful design. Our purpose is to create an attractive ambience that affects people and spaces.

We design to shape light.

UXEUX

Designer Overview	8
Up high with Poul Henningesen	12
Panton Love	18
News	30
Decorative Lighting	64
Architectural Lighting	204
Outdoor Lighting	252
Technical Info	308

Designer

Overview




Alfred Homann



Anne Boysen



Anu Moser



Arne Jacobsen



**Bystrup Arkitekter/
Henning Larsen**



**Carsten Fischer/
Henning Larsen**



Christian Flindt



**Clara von
Zweigbergk**



GamFratesi



Jakob Lange



Jakob Wagner



Jens Møller-Jensen



Julie Richoz



KiBiSi



Louise Campbell



Mads Odgård



Mikkel Beedholm



nendo – Oki Sato




Olafur Eliasson



Peter Bysted




PLH Design as



Poul Henningsen



Shoichi Uchiyama



Verner Panton



Vilhelm Lauritzen



Vilhelm Wohlert



Øivind Slaatto



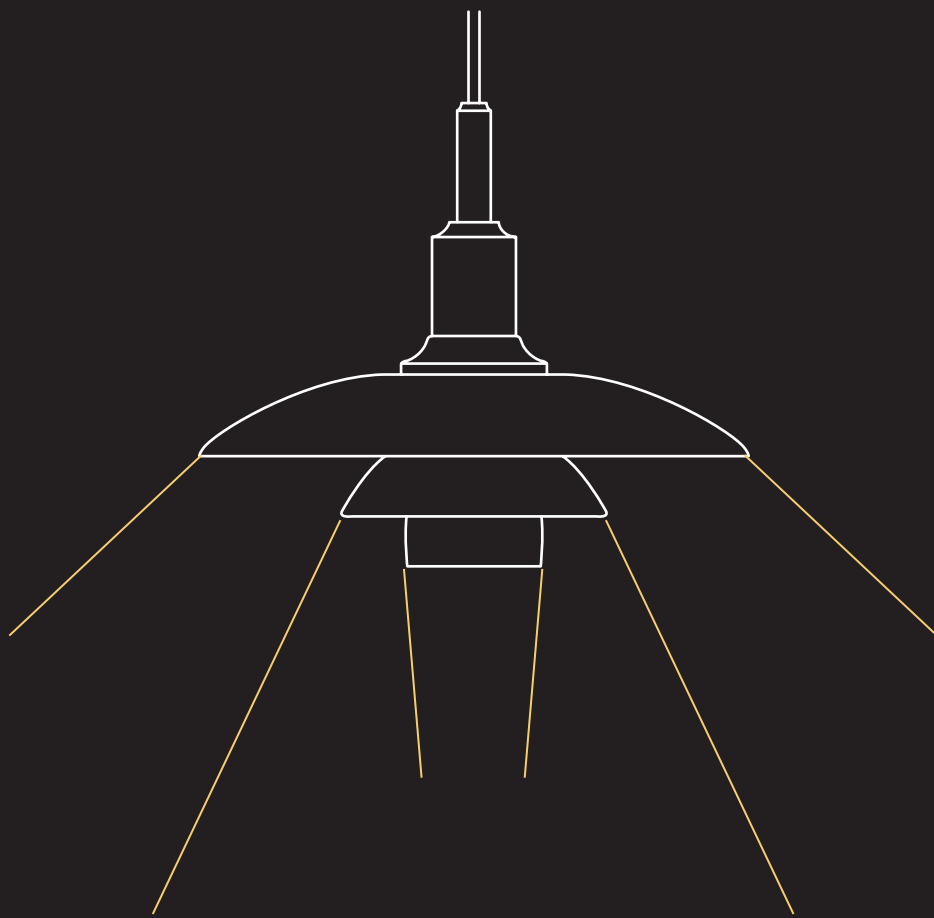
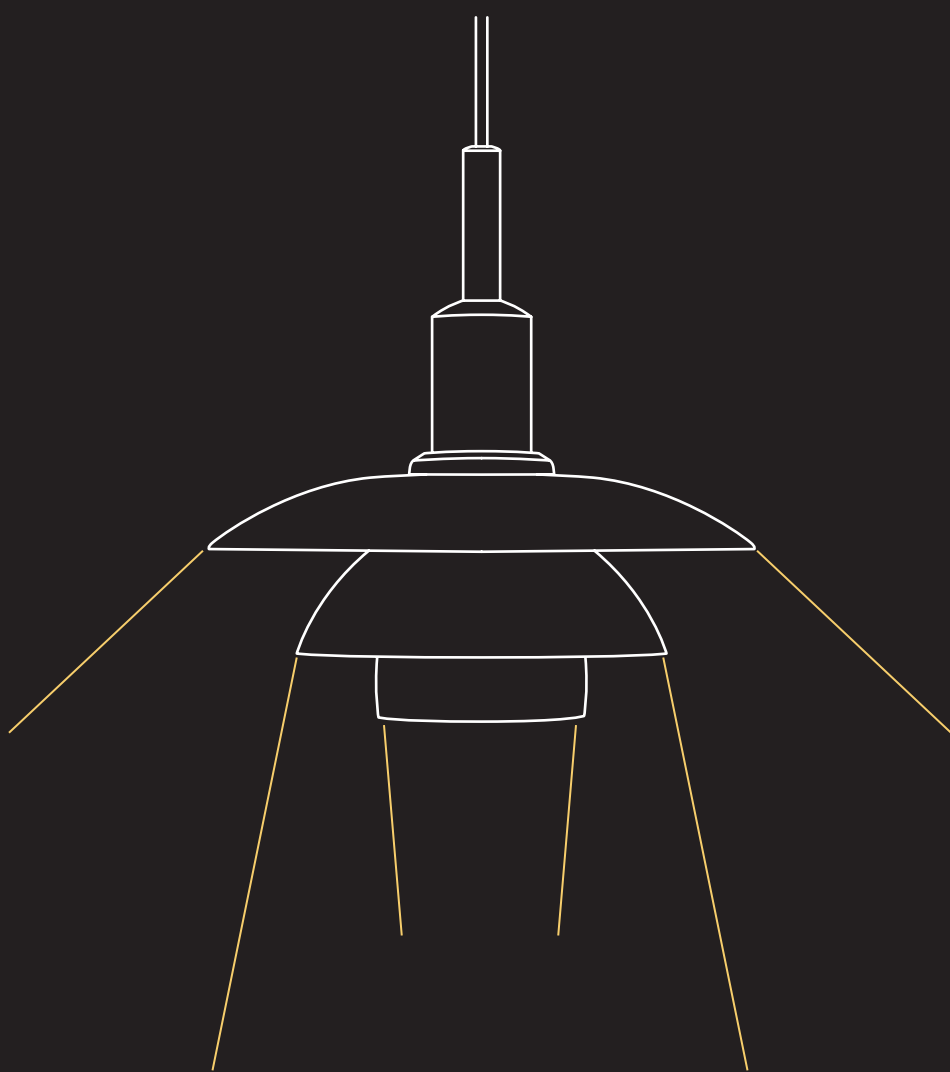
ith Poul He

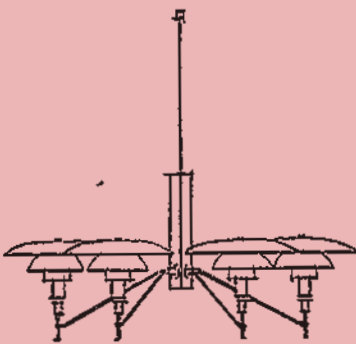
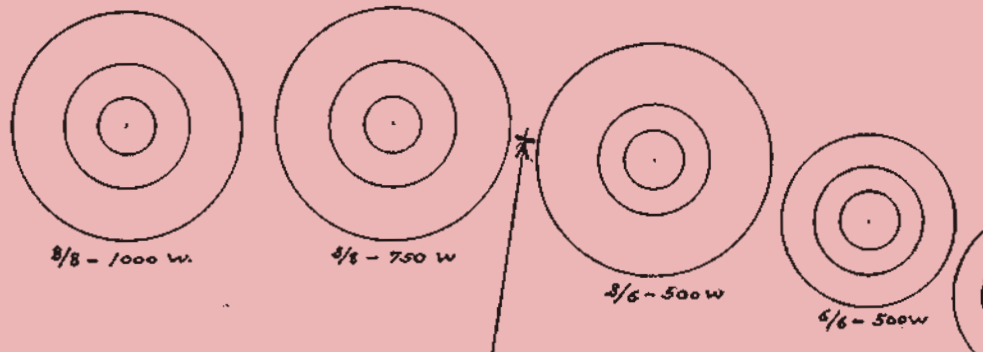


Up high with nningsen

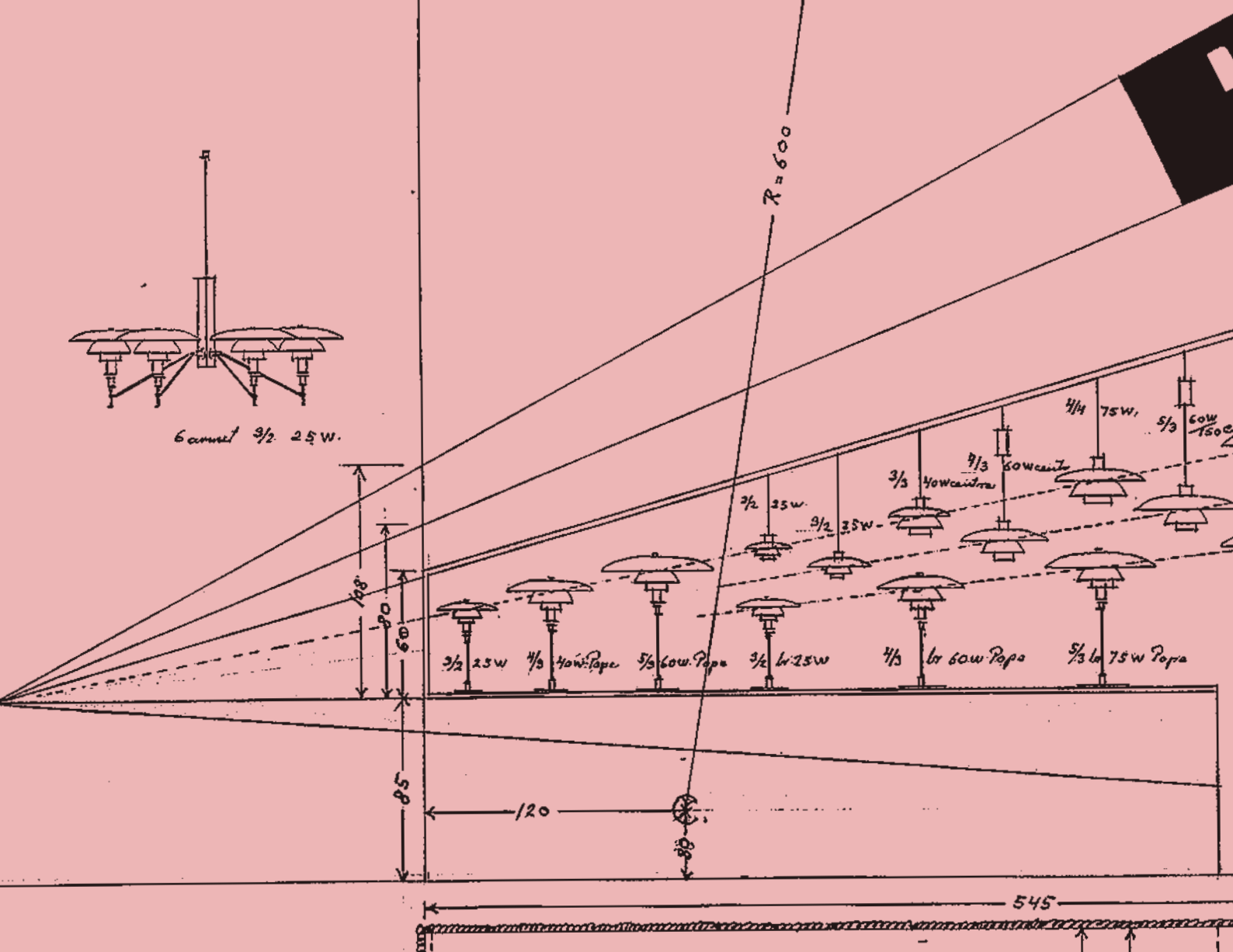
“Proper lighting is simply to have as much - or as little - light as you need and feel comfortable with, and to have it in the right places.

You need a lot of lamps in a house, and you should be able to sense a new lighting experience for each lamp. Lamps should be exciting.”

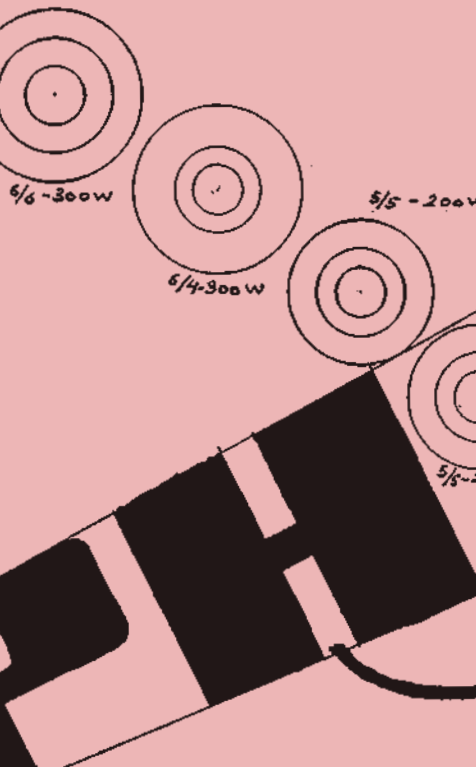




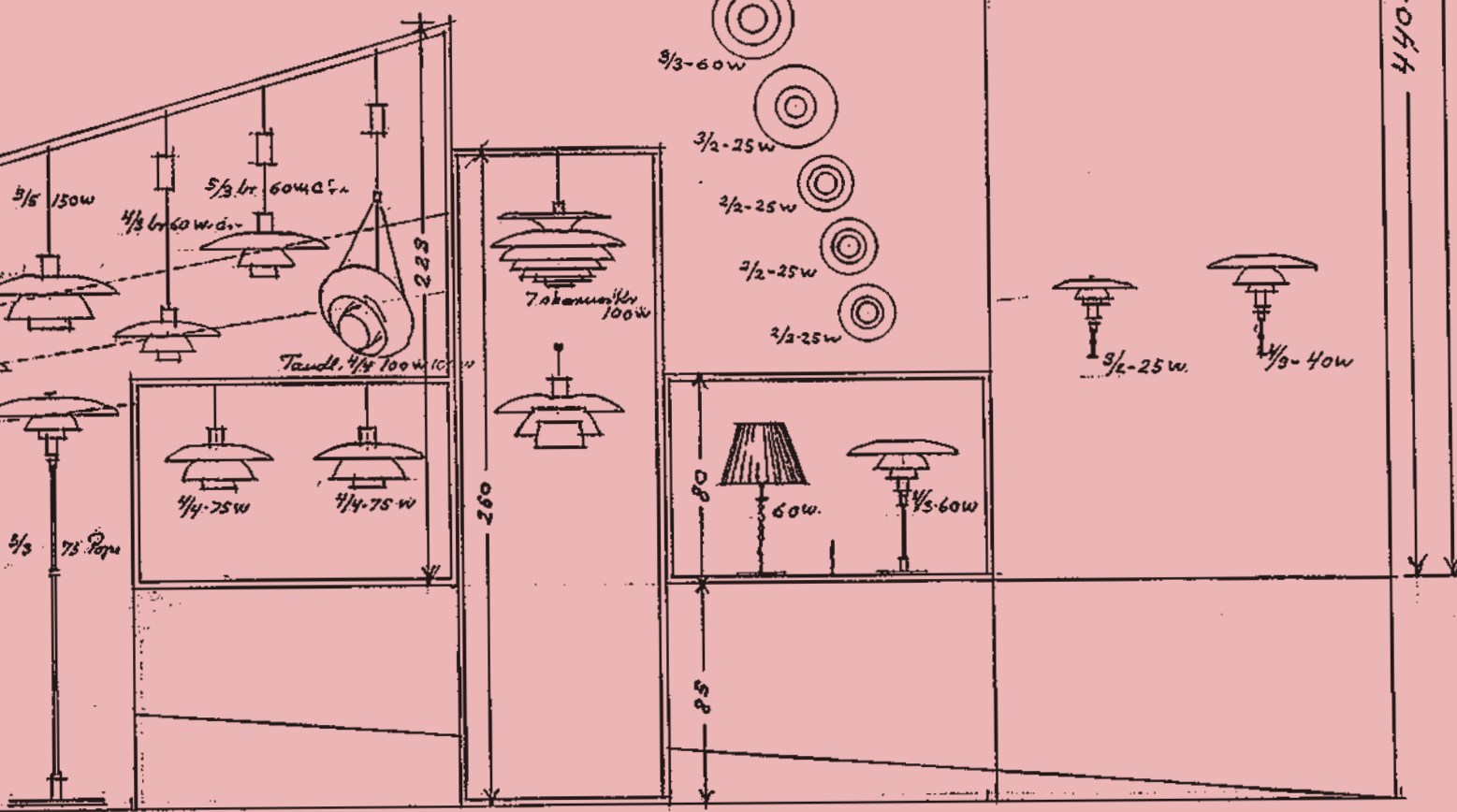
6 armet 3/2 25w.



17



Lampen






Lower the hybrids and elevate the wholes

The more voluminous looking whole number sizes in System PH were marketed more than 30 years before the bestseller hybrid size PH 5, for instance, which has a shade set that is differently proportioned and has a slightly more asymmetric, yet elegant appearance. The forerunners to both lamps were seen in 1925, when System PH was introduced in Paris for the first time. The whole number sizes are best suited to general lighting and provide great ambience, which is why they hang high. The hybrid number sizes, on the other hand, hang low, where they effortlessly combine pleasant task lighting with a cosy atmosphere.







PANTON *love*



© Verner Panton Design AG

Design by Verner Panton, www.verner-panton.com

In 1962, a chance meeting took place in Tenerife, Canary Islands, and that was it. Two years later the charismatic Swedish recreational pilot, Marianne Pherson Oertenheim married Verner Panton. Together they created a home and design studio in Basel, Switzerland. Marianne Panton still lives in Basel, from where she shares memories of her life with Verner Panton and his work.

After moving to Basel together, the Pantons went on to employ about ten people and worked on great projects like Der Spiegel Verlagshaus, the Bayer exhibition ships and many more. Then, there was all the furniture, the textiles and, of course, the lamps. The amazing Panthella has always been a favourite of Marianne Panton's, and to this day, she and her daughters all have Panthellas in their homes – both in the table and floor versions.

The chrome favourite

"The beautiful chrome version of the Panthella floor lamp stood in our hallway. One day, when I opened the big wardrobe, the door broke off its hinges and crashed down heavily, first on my head and then down on the Panthella, which was crushed beyond repair. And it couldn't be replaced at the time!"

Marianne Panton remembers the mishap as rather tragic, even though there were plenty of Panthellas in the Panton home and office – in every available colour. All the same, the one they both loved the most was the one in chrome.

She explains how Verner Panton was particularly fond of the metallic look, which he used repeatedly, not only for light fixtures, but also in many of his pieces of furniture and interiors. He was drawn to how the material and the metallic foils were able to reflect the colours and ambience of a room, and how it mirrored its furniture and sculptures. "To me, Verner's design universe was extremely exciting, colourful,

playful – just wonderful. He found inspiration almost everywhere, on walks, in music, in new materials or new technology. He was very curious and always open to new ideas and possibilities," says Marianne Panton about her husband's work.

A solid partnership

Her own role in the Panton success story was nevertheless significant too. She was skilled at the business side of things, as Jens Bernsen, former director of the Danish Design Center, notes more than once in his book entitled Verner Panton – space:time:matter:

"Marianne stored the contacts and the ideas, which might bloom for a brief moment and then be forgotten. Everything was taken down on a typewriter, in tiny apothecary print."

In Marianne Panton's own words, she had nothing directly to do with Verner Panton's creative work, except for helping him build some lamp models. However, she took care of all the practical aspects of their life, keeping his back free, as she says.

Panton won the American International Design Award in 1963 and 1969, as well as the PH award in 1967, which were granted in acknowledgement of an extraordinary creative talent.

Inspired by PH

Lighting played a great role in Verner Panton's own life. As Marianne Panton explains, their home and their office were filled with Panton's lamps and light fixtures. She relays that Panton said more than once that you could ruin even the best interior or colour with the wrong lighting.

Earlier on, Poul Henningsen had been Verner Panton's father-in-law, when Panton was married to his stepdaughter Tove Kemp for a short period of time. Panton was captivated by Henningsen's lighting philosophy and work, and the two became lifelong friends. "Apart from being a very controversial and fascinating personality, Poul Henningsen was also one of Denmark's most famous and renowned lamp designers at the time. Studying his revolutionary ideas and concepts, Verner was definitely inspired to work with lighting and lamps himself. They spent long evenings discussing these themes and the influence of lighting on human wellbeing."





“You can
ruin even
the best
interior or
colour with
the wrong
lighting”

- Verner Panton



Panthella Floor. Designed by Verner Panton.



Panthella Table 320. Designed by Verner Panton.

Danish design

What was paramount to Verner Panton was to design glare-free lamps, i.e. lamps where it was not possible to view the bulb, as well as the colour of the light emitted, Marianne Panton says.

According to her, Verner Panton immensely enjoyed working with the Louis Poulsen team, where he also made some very good friends. He saw the collaboration as a great privilege, she says. It was also important for him to be able to explain his ideas in his mother tongue. Living and working in Switzerland in the 1960s, when Verner Panton's world fame took off, hardly anyone knew that he was Danish.

The Panthella remains one of Verner Panton's most revered light designs and today, apart from again being available in his own favourite shade of high lustre chrome, the icon has also been introduced in a brass metallised version. In 2022, another classic Panthella hue is presented, when the translucent grey opal finish that Panton introduced to the world in 1971 will once more become available in stores.

Ne ws

20
22



SLIMBOX EXTENSION

by Louis Poulsen



NJP

MINI

by nendo



VL Studio

by Vilhelm Lauritzen



Panthella Grey Opal

by Verner Panton





PH
OO
O

by Poul Henningsen







PH 5 Retake

by Poul Henningsen



LP Grand 320



PH 3 $\frac{1}{2}$ -3

Pale Rose pendant

by Poul Henningsen

PH 2/1 Pale Rose Brass Table

by Poul Henningsen



50



New PH 5 Pastels

Blue Rose Peach, Oyster Blue Rose

by Poul Henningsen



New PH 5 Monochrome

Oyster, White, Pale Rose

by Poul Henningsen

Technical info p. 298 / 305

PH *limited edition*

PH 3/3 Pendant Brass Opal Glass
PH 3/2 Table Brass Opal Glass



by Poul Henningsen



54



Panthella

New

Colours

Coral
Pale Blue
Pale Rose

PH 3/3 Pendant

by Poul Henningsen





PH 5/5 Pendant

by Poul Henningsen

60

MOONSETTER

By Anne Boysen





**NJP
WALL
BOX**

By nendo





Deco Ligh

erative
nting

Decorative

Pendant



Above



AJ Royal



Cirque



Collage



Doo-Wop



Enigma



Keglen



LC Shutters



Moser



OE Quasi



Patera



Patera Oval



PH 2/1 Glass Pendant



PH 2/1 Stem Fitting



PH 3/2 Academy Crown



PH 3/2 Glass Pendant



PH 31/2-3 Glass Pendant



PH 31/2-3 Pendant



PH 4/3 Pendant



PH 41/2-4 Glass Pendant



PH 5



PH5, Monochrome




PH 5 Mini



PH 5 Mini, Monochrome



PH 5-41/2 & PH 61/2-6



PH Artichoke



PH Artichoke Glass



PH Louvre



PH Septima

Pendant



PH Snowball



Tolbod Pendant



Tolbod Glass Pendant



VL45 Radiohus Pendant



VL Ring Crown



Wohlert



Dependant

Floor



AJ Floor



Keglen Floor



NJP Floor



Panthella Floor



PH 3½-2½ Floor



PH 4½-3½ Glass Floor



PH 80



VL38 Floor



Yuh Floor

Decorative

Table



AJ Table



AJ Mini



Keglen Table



Keglen Table PIN



NJP Table



Panthella Table 400



Panthella Table 320



Panthella Mini



Panthella Portable



PH 2/1 Table



PH 3/2 Table



PH 3½-2½ Table



PH 3½-2½ Glass Table



PH 4/3 Table



PH 4½-3½ Glass Table



Yuh Table



VL38 Table

Wall



AJ Wall



Keglen Wall



PH 2/1 Wall



PH 3/2 Wall



PH Hat



VL38 Wall



VL Ring Crown



Yuh Wall

Pendant

Pendant

P

Penc

t

Pendant

dant

Pendant



Decorative - Pendant

73



Above

by Mads Odgård

Technical info p. 310



AJ

Royal

by Arne Jacobsen



Cirque

by Clara von Zweigbergk

Collage

by Louise Campbell



Doo-Wop



by Louis Poulsen

Enigma



by Shoichi Uchiyama



Keglen

by BIG Ideas, Jakob Lange





LC Shutters

by Louise Campbell



Moser

by Anu Moser





OE Quasi

by Olafur Eliasson





Patera Oval

by Øivind Slaatto



Patera

by Øivind Slaatto



PH 2/1 Glass Pendant

by Poul Henningsen



PH 2/1 Stem Fitting

by Poul Henningsen

PH 3/2 Academy Crown



by Poul Henningsen





PH 3/2 Glass Pendant

by Poul Henningsen

PH 3 $\frac{1}{2}$ -3 Glass Pendant

by Poul Henningsen





**PH 3½-3 Pendant
by Poul Henningsen**



102



PH 4/3 Pendant

by Poul Henningsen

PH 4¹/₂-4 Glass Pendant
by Poul Henningsen




106



PH5



by Poul Henningsen



PH5 Monochrome

by Poul Henningsen


110



PH 5 Mini



by Poul Henningsen



PH5 Mini Monochrome

by Poul Henningsen


114



PH 5-4½ & PH 6½-6 “Charlottenborg”

by Poul Henningsen

116





PH Artichoke

by Poul Henningsen





PH

Louvre

by Poul Henningsen



PH Septima

by Poul Henningsen

PH Snowball


by Poul Henningsen



126



Toldbod Pendant



by Louis Poulsen





Toldbod Glass Pendant

by Louis Poulsen



VL45 Radiohus Pendant

by Vilhelm Lauritzen

VL Ring Crown

by Vilhelm Lauritzen



Wohlert

by Vilhelm Wohlert



De pen dant

by Kilo Design






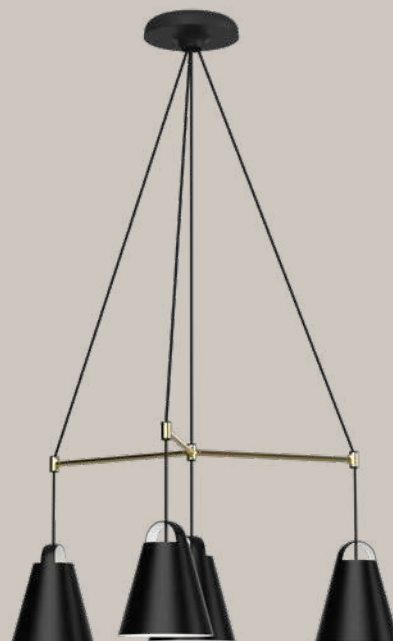


Dependant

by Kilo Design



Dependant 3 (Linear)



Dependant 4 (Circular)



Dependant 5 (Linear)



Dependant 6 (Circular)

Dependant by Kilo Design

is a suspension system designed for clustering and custom configuration of multiple pendants that leaves a strong, elegant impact through simple repetition. The Dependant collection consists of a linear and a circular version, both available in two dimensions. Designed for flexible use in different settings, the adaptable suspension system allows for each individual pendant to be positioned at the preferred height. Dependant is available in three different finishes to match the selection of pendants and the surrounding environment.

Floor



AJ Floor

by Arne Jacobsen

144



1797

Kegjelen

by BIG Ideas, Jakob Lange

NJP

Floor

by nendo



Pantthella Floor


by Verner Panton



PH 3½-2½ Floor



by Poul Henningsen



PH 4½-3½ Glass Floor

by Poul Henningsen

PH 80

by Poul Henningsen



VL38 Floor

by Vilhelm Lauritzen





Yuh Floor

by GamFratesi

Table

Table

Table

Table

Table

Table



AJ Table

by Arne Jacobsen

162

AJ


Mini



by Arne Jacobsen







Keglen

by BIG Ideas, Jakob Lange

NJP Table





Panthella Table 400

by Verner Panton

170



Panthella

Table 320

by Verner Panton

Panthella Mini



by Verner Panton



174

Panthella Portable

by Verner Panton





176

Decorative - Pendant

PH 2/1 Glass Table



Technical info p. 320

by Poul Henningsen



PH 3½-2½ Glass Table

by Poul Henningsen

PH 3/2 Table

by Poul Henningsen





PH 3½-2½ Table

by Poul Henningsen



PH 4/3 Table

by Poul Henningsen



PH 4½-3½ Glass Table

by Poul Henningsen

Yuh Table

by GamFratesi





VL38 Table

by Vilhelm Lauritzen

www

all



AJ Wall

by Arne Jacobsen

192



Keglen

by BIG Ideas, Jakob Lange



PH 2/1 Wall



by Poul



PH 3/2 Wall

Henningsen



PH Hat

by Poul Henningsen

198

VL38 Wall

by Vilhelm Lauritzen







VL Ring Crown

by Vilhelm Lauritzen

Yuh Wall

by GamFratesi



Archite Ligh

Structural Printing

Architectural

Recessed



AH mini short



AH mini tall



Ballerup



Ballerup Mini



Basic Mini



LP Circle Recessed



LP Circle Semi Recessed



LP Slim Round Recessed



LP Slim Round Semi Recessed



Munkegaard



Munkegaard Mini

Surface mounted



AJ Eklipta



LP Circle
Surface Mounted



LP Grand
Surface Mounted



LP Slim Round
Surface Mounted



Ripls



Silverback

Suspended



LP Circle Suspended



LP Grand Suspended



LP Slim Box



LP Slim Round Suspended



Silverback Suspended

Wall



AJ Eklipta



Flindt Wall



LP Grand Wall



LP Slim Round Wall



NJP Wall



Ripls



Silverback Wall

Recessed

Recessed



AH Mini Short



AH Mini Tall

by Alfred Homann



Ballerup Mini



Ballerup

Basic Mini

by Louis Poulsen



LP Circle



by Mikkel Beedholm/KHR Arkitekter



LP Slim Round

by Louis Poulsen

Munkegaard

by Arne Jacobsen



Munkegaard Mini

by Arne Jacobsen

Mounted

Surface

Mounted

Surface

Surface

Mounted

Surface

Mounted

AJ

Eklipta

by Arne Jacobsen



LP Circle

by Mikkel Beedholm/KHR Arkitekter







LP Grand

by Christian Flindt



LP Slim Round

by Louis Poulsen



RipIs

by Jakob Wagner



Silverback

by KiBiSi

populiers

populiers

populiers

reppendiss

reppendiss

reppendiss



LP Circle

by Mikkel Beedholm/KHR arkitekter



LP Grand

by Christian Flindt

LP Slim Box



by Louis Poulsen A/S



LP Slim Round

by Louis Poulsen



Silverback

by KiBiSi


Wall

242

AJ Eklipta

by Arne Jacobsen





Flindt Wall

by Christian Flindt


LP Grand Wall



by Christian Flindt

LP Slim Round Wall

by Louis Poulsen





NJP Wall

by nendo



RipIs

by Jakob Wagner



by KiBiSi

Outto Ligh

door nting

Outdoor

Wall & Ceiling



AJ 50 Wall



AJ Eklipta



AL 60



Albertslund Wall



Flindt Wall



Kipp Wall



LP Icon Wall



Nyhavn Wall



PH 3-2½ Wall



PH Wall



Skot Ceiling



Skot Wall



Toldbod Wall

Bollard



Bysted



Bysted Garden



Flindt Bollard



Flindt Garden



Kipp Bollard



PH 3-2½ Bollard



Skot Bollard



Toldbod 155 Bollard



Waterfront

Post



Albertslund Maxi Post



Albertslund Mini Post



Flindt Plaza



Homann Park



Kipp Post



LP Capsule



LP Icon



LP Nest



LP Xperi



Toldbod Post

Wall &

& Ceiling



AJ 50 Wall

by Arne Jacobsen



AJ Eklipta

by Arne Jacobsen

AL 600

by Mads Odgård





Albertslund Wall

by Jens Møller-Jensen

262

Flindt Wall

by Christian Flindt





Kipp Wall

by Alfred Homann

LP Icon Wall



by Mads Odgård



Nyhavn Wall

by Alfred Homann

268



PH 3-2½ Wall

by Poul Henningsen

PH Wall

by Poul Henningsen





Skot Wall and Ceiling

by LK as



Toldbod Wall

by Louis Poulsen

Boilero

Boilero



Bysted

by Peter Bysted

278

Bysted Garden

by Peter Bysted



280



Flindt Bollard

by Christian Flindt



Flindt Garden

by Christian Flindt

Kipp Bollard

by Alfred Homann



PH 3-2¹/₂ Bollard

by Poul Henningsen



Skot Bollard



by LK as

Toldbod Bollard

by Louis Poulsen

Technical info p. 331





Waterfront

by Dan Borgen Hasløv

P

S

O

t

Albertslund Maxi Post
by Jens Møller-Jensen



Albertslund Mini Post

by Jens Møller-Jensen

296

Flindt Plaza

by Christian Flindt







Homann Park

by Alfred Homann

300

Kipp Post

by Alfred Homann



302




LP Capsule

by Carsten Fischer/Henning Larsen

LP Icon

by Mads Odgård





LP Nest

by **Bystrup Architects**

306

Outdoor - Post

LP Xperi



by Christian Flindt

Technical info p. 332



Toldbod Post

by Louis Poulsen

Tech In'

nical
fo

310



Above 175/250/400/550
Pendant

Page: 72
Design: Mads Odgård

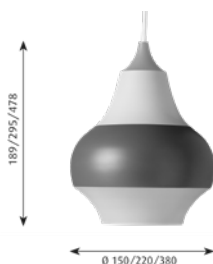
Finish: White, matt or Black, matt, wet painted.
Material: Shade: Spun aluminium.
Weight: Max. 4.3kg.
Class: Ingress protection IP20. Electric shock protection II w/o. ground.
Light source: Ø 175+Ø 250: 1 x 60W E27, Ø 400 + Ø550: 1x100W E27 Light source also LED 42W, Dim2Warm, 3000K, Class: LED Cl.I
Info notes: Bottom antiglare shades are available as accessories.



AJ Royal 250/370/500
Pendant

Page: 74
Design: Arne Jacobsen

Finish: White or black, wet painted.
Material: Shades: Spun aluminium.
Rings: Steel.
Diffusor: Frosted acrylic
Weight: Max 5.9kg.
Class: Ingress protection IP20. Electric shock protection I w. ground.
Light source: Light source LED 2700K 16W. Lumen: 1100



Cirque 150/220/380
Pendant

Page: 76
Design: Clara von Zweigbergk

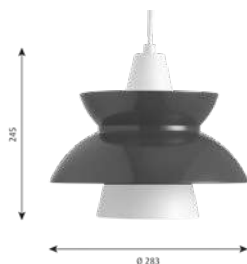
Finish: Grey top, Copper top, Red top, Yellow top, wet painted.
Material: Shade: Drawn aluminium.
Weight: Max. 3kg.
Class: Ingress protection IP20. Electric shock protection II w/o. ground.
Light source: Ø 150: 25W E27, Ø 220: 40W E27, Ø 380: 60W E27.



Collage 450/600
Pendant

Page: 78
Design: Louise Campbell

Finish: White Matt.
Material: Suspension: Natural anodised aluminium.
Shades: Laser cut matt acrylic.
Weight: Max. 3kg.
Class: Ingress protection IP20. Electric shock protection II w/o ground.
Light source: 70W E27.
Info notes: Top- and bottom antiglare shades are available as accessories.



Doo-Wop
Pendant

Page: 80
Design: Louis Poulsen A/S in cooperation with the Navy Buildings Departme

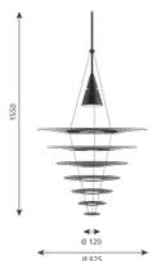
Finish: White or Dark Grey, powder coated or polished untreated Brass, Copper or Stainless Steel.
Material: Shade: Spun aluminium, brass, copper or stainless steel.
Suspension: Spun aluminium.
Struts: Stainless steel.
Weight: Max. 2Kg.
Class: Ingress protection IP20. Electric shock protection II w/o ground.
Light source: 60W E27.



Enigma 425/545
Pendant

Page: 81
Design: Shoichi Uchiyama

Finish: Brushed aluminium, clear coated or black wet painted.
Shades: White or black acrylic.
Material: Cone and pendant tube: Lacquered or wet painted brushed aluminium.
Wire: Stainless steel. Shades: Acrylic.
Weight: Max. 2kg.
Class: Ingress protection IP20. Electric shock protection II w/o ground.
Light source: 20W GU10. 40W GU10.

**Enigma 825**

Pendant

Page: 81

Design: Shoichi Uchiyama

Finish: Aluminium coloured or black wet painted, aluminium.
Shades: White or black acrylic.

Material: Cone and pendant tube: Wet painted aluminium.
Wire: Stainless steel.
Shades: Acrylic.

Weight: Max. 7.7kg.

Class: Ingress protection IP20. Electric shock protection I w. ground.

Light source: Integrated LED unit, LED 3000K 57W.

**Keglen 175/250/400/650**

Pendant

Page: 82

Design: Jakob Lange - BIG Ideas

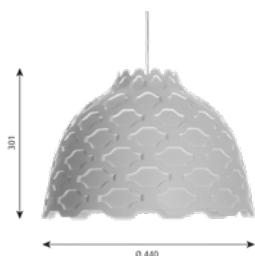
Finish: Black or white, matt, wet painted.

Material: Shade: Spun aluminium.
Diffusor: Injection moulded PC.

Weight: Max. 6.6kg

Class: Ingress protection IP20. Electric shock protection II.

Light source: Light source LED 2700K 21W. Lumen: 1195

**LG Shutters**

Pendant

Page: 84

Design: Louise Campbell

Finish: White, powder coated.

Material: Shade: Spun aluminium. Punched and embossed.
Suspension: Powder coated die casted aluminium.
Diffuser ball: Mouth-blown white opal glass.

Weight: Max. 3.2kg.

Class: Ingress protection IP20. Electric shock protection II.

Light source: 70W E27.

**Moser 185/205**

Pendant

Page: 85

Design: Anu Moser

Finish: Matt white opal glass.

Material: Suspension: Polished aluminium.
Shade: Mouth-blown matt white opal glass.

Weight: Max. 2.5kg.

Class: Ingress protection IP20. Electric shock protection II w/o ground.

Light source: 40W E27.

Info notes: Ø 185 and Ø 205 use the same suspension.

**OE Quasi Light**

Pendant

Page: 86

Design: Olafur Eliasson

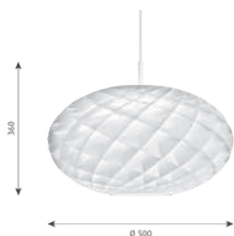
Finish: Clear lacquered, pickled aluminium.

Material: Frame: Aluminium.
Reflector: Injection molded polycarbonate

Weight: Max. 21.2 kg.

Class: Ingress protection IP20. Electric shock protection I w. ground.

Light source: LED 2700K 118W Lumen: 2950

**Patera Oval**

Pendant

Page: 88

Design: Øivind Slaatto

Finish: White, matt.


Material: Shade: Cut matt PVC foil. Frame: White, opal, matt coated, Injection moulded polycarbonate. Suspension E-socket: White, opal, matt coated, Injection moulded polycarbonate. Suspension LED: Matt white, Die cast aluminium. Diffuser plate: Injection moulded polycarbonate.

Weight: Max. 3.4kg.

Class: Ingress protection IP20. Electric shock protection I w. Ground (LED).
Electric shock protection II. w/o ground (E-socket).

Light source: E27/E26 Max. 60W or built-in LED (2700K or 3000K, 42W).

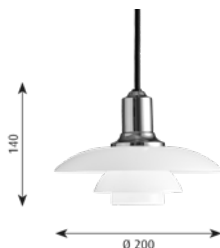
312



Patera 450/600/900
Pendant

Page: 90
Design: Øivind Slaatto

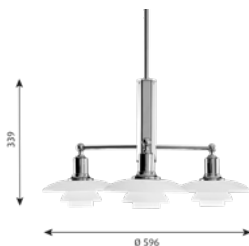
Finish: White, matt coated or silver coloured.
Material: Shade: Cut matt PVC or cut PET prism foil. Suspension: E27: Matt-chromed brass and die cast acrylic. LED: Matt white.
Weight: E27: Max. 7.1kg. LED: Max. 12.1kg
Class: Ingress protection IP20. Electric shock protection: Ø 450+Ø 600+Ø 900 LED and Ø 900 E27: I w. ground. Ø450 + Ø 600 E27: II w/o ground.
Light source: Ø 450: 60W E27, Integrated LED unit 2700K 42W or 3000K 42W. Ø 600: 1x100W E27, Integrated LED unit 2700K 65W or 3000K 65W. Ø 900: 1x100W E27, Integrated LED unit 3000K 96W or 2700K.



PH 2/1 Pendant
Pendant

Page: 92
Design: Poul Henningsen

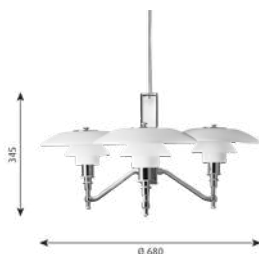
Finish: Brass metallised, black metallised or high lustre chrome plated. White opal glass.
Material: Shades: Mouth-blown white opal glass. Suspension: Brass metallised, black metallised or high lustre chrome plated, spun aluminium.
Weight: Max. 1.5kg.
Class: Ingress protection IP20. Electric shock protection II w/o ground.
Light source: 20W E14.



PH 2/1 Stem Fitting
Pendant

Page: 93
Design: Poul Henningsen

Finish: High lustre chrome plated. White opal glass.
Material: Shades: Mouth-blown white opal glass. Body: High lustre chrome plated, brass. Socket cover: High lustre chrome plated, spun aluminium.
Weight: Max. 3.5kg.
Class: Ingress protection IP20. Electric shock protection II w/o ground.
Light source: 3x20W E14.



PH 3/2 Academy Crown
Pendant

Page: 94
Design: Poul Henningsen

Finish: High lustre chrome plated. White opal glass
Material: Shades: Mouth-blown white opal glass. Frame: High lustre chrome plated, extruded brass. Suspension: High lustre chrome plated, extruded brass.
Weight: Max. 6kg.
Class: Ingress protection IP20. Electric shock protection II w/o ground.
Light source: 3x40W E14.



PH 3/2 Glass Pendant
Pendant

Page: 96
Design: Poul Henningsen

Finish: Brass metallised, black metallised or high lustre chrome plated. White opal glass.
Material: Shades: Mouth-blown white opal glass. Suspension: Brass metallised, black metallised or high lustre chrome plated, brass.
Weight: Max. 1.5kg.
Class: Ingress protection IP20. Electric shock protection I w. ground.
Light source: 75W E27.



PH 3/3
Pendant

Page: 56
Design: Poul Henningsen

Finish: Shades: White opal glass or soft touch black painted with white inner side. Suspension: Matt black, powder coated. Canopy: Matt black, powder coated.
Material: Shades: Mouth-blown white opal glass or spun aluminium. Bottom diffuser: Frosted glass. Suspension: Die casted zinc. LED version: LED version: Additional opal PC diffuser in front of LED. Canopy: Die casted zinc.
Weight: Max. 1.2 kg.
Class: Ingress protection IP20. Electric shock protection II w/o ground.
Light source: E27 70W. E26 150W (JP) LED 2700K, LED 3000K, LED 3000-1800K D2W. 41W



**PH 3/3 - Limited Edition
Pendant**

Page: 52
Design: Poul Henningsen

Finish: Top shade: Untreated brass with fine hairlines and white inner reflector shade. Middle and lower shade: White opal three layered mouth-blown glass. Suspension and canopy: Untreated brass with fine hairlines.

Material: Middle and lower shade: White opal three layered mouth-blown glass. Bottom diffuser: Frosted glass. Top shade, suspension and canopy: Untreated brass with fine hairlines. Reflector shade: Aluminium, white painted. Please note the untreated brass will patinate.

Weight: Max. 1.2 kg.

Class: Ingress protection IP20. Electric shock protection II w/o ground.

Light source: E26/E27 70W, E26 100W (JP)



**PH 3½-3 Glass Pendant
Pendant**

Page: 98
Design: Poul Henningsen

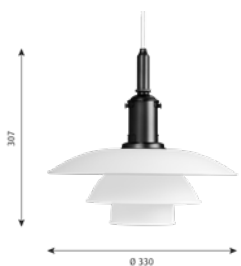
Finish: Brass metallised, black metallised or high lustre chrome plated. White opal glass.

Material: Shades: Mouth-blown white opal glass. Suspension: Brass metallised, black metallised or high lustre chrome plated, brass.

Weight: Max. 2.2kg.

Class: Ingress protection IP20. Electric shock protection II w/o ground.

Light source: 70W E27.



**PH 3½-3 Pendant
Pendant**

Page: 101
Design: Poul Henningsen

Finish: Red, green, yellow and white, powder coated

Material: Shade: Deepdrawn aluminium
Suspension: Silk mat brown, copper.

Weight: Max. 1.3kg.

Class: Ingress protection IP20. Electric shock protection II w/o ground.

Light source: 70W E27.



**PH 3½-3 Pale Rose Brass
Pendant**

Page: 46
Design: Poul Henningsen

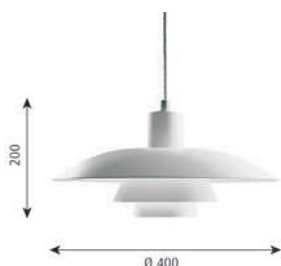
Finish: Brushed untreated brass with fine hairlines. Pale rose coloured glass with white innerside.

Material: Shades: Mouth-blown three layered pale rose coloured glass with white innerside. Glossy on the outside, sandblasted on the inside. Suspension: Brass, brushed and untreated with fine hairlines. Please note the untreated brass will change over time and develop a patina.

Weight: Max. 2.5kg.

Class: Ingress protection IP20. Electric shock protection II w/o ground.

Light source: E27/E26 Max 60W US: Max 40W.



**PH 4/3 Pendant
Pendant**

Page: 102
Design: Poul Henningsen

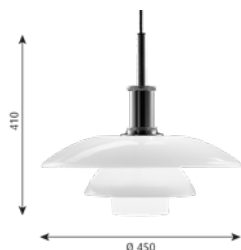
Finish: White, powder coated.

Material: Shades: Spun aluminium.
Anti-glare disc: White, spun aluminium.

Weight: Max. 1kg.

Class: Ingress protection IP20. Electric shock protection I w. ground.

Light source: 60W E27.



**PH 4½-4 Glass Pendant
Pendant**

Page: 104
Design: Poul Henningsen

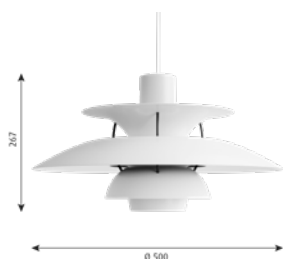
Finish: High lustre chrome plated. White opal glass.

Material: Shades: Mouth-blown matt white opal glass.
Anti-glare disc: Purple, spun aluminium.
Suspension: High lustre chrome plated, extruded aluminium.

Weight: Max. 3.5kg.

Class: Ingress protection IP20. Electric shock protection I w. ground.

Light source: 70W E27.

**PH 5 / Monochrome**

Pendant

Page: 106 / 108

Design: Poul Henningsen

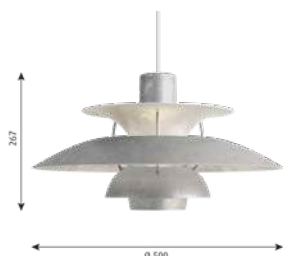
Finish: Classic (white) or Modern White: Matt powder coated. Monochrome Black, Monochrome Blue, Monochrome White, Monochrome Pale Rose, Monochrome Oyster. Matt wet painted. Two combinations of pastel colours - Oyster, Blue, Rose and Yellow & Blue, Rose, Peach and Yellow, matt wet painted. Hues of Blue, Hues of Green, Hues of Grey, Hues of Orange, Hues of Red, Hues of Rose: Matt wet painted. Metal versions: Polished brass or copper and white, matt powder coated. Please note that the copper and brass surface is untreated. This means that the surface will change over time and develop a patina.

Material: Shades and anti-glare disc: Spun aluminium, spun copper or spun brass. Struts: rolled aluminium.

Weight: Max. 2.5kg.

Class: Ingress protection IP20. Electric shock protection II w/o ground.

Light source: 75W E27.

**PH 5 Retake**

Pendant

Page: 42

Design: Poul Henningsen

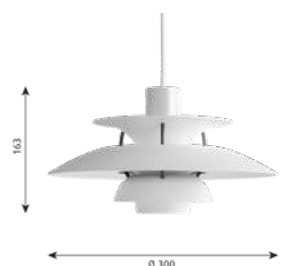
Finish: The metal surface is raw after being stripped of former paint. As a result of the stripping process the finish of the aluminium surface naturally varies in darker and lighter tones. The lower shade made of steel has a different surface and may appear with occasional rust.

Material: Lower shade: Spun steel. Other shades: Spun aluminium. Struts: Rolled aluminium. Diffuser: Frosted glass.

Weight: Max. 3.5 kg.

Class: Ingress protection IP20. Electric shock protection II w/o ground.

Light source: 75W E27

**PH 5 Mini / Monochrome**

Pendant

Page: 110 / 112

Design: Poul Henningsen

Finish: Classic (white) or Modern White: Matt powder coated. Monochrome Black, Monochrome Blue, Monochrome White, Hues of Blue, Hues of Green, Hues of Grey, Hues of Orange, Hues of Red, Hues of Rose: Matt wet painted. Metal versions: Polished brass or copper and white, matt powder coated. Please note that the copper and brass surface is untreated. This means that the surface will change over time and develop a patina.

Material: Shades and anti-glare disc: Spun aluminium, spun copper or spun brass. Struts: rolled aluminium.

Weight: Max. 0.9kg.

Class: Ingress protection IP20. Electric shock protection II w/o ground.

Light source: 20W E14.

**PH 5/5**

Pendant

Page: 58

Design: Poul Henningsen

Finish: Shades: White opal glass or soft touch black painted with white inner side. Suspension: Matt black, powder coated. Canopy: Matt black, powder coated.

Material: Shades: Mouth-blown white opal glass or spun aluminium. Bottom diffuser: Frosted glass. Suspension: Die casted zinc. LED version: LED version: Additional opal PC diffuser in front of LED. Canopy: Die casted zinc.

Weight: Max. 1.5 kg.

Class: Ingress protection IP20. Electric shock protection II w/o ground.

Light source: E27 70W, E26 150W (JP) LED 2700K, LED 3000K, LED 3000-1800K D2W. 41W

**PH 5-4½ & PH 6½-6**

Pendant

Page: 114

Design: Ebbe Christensen & Sophus Frandsen, Poul Henningsen

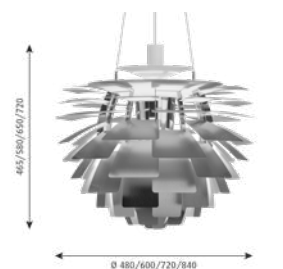
Finish: White.

Material: Shades: Spun aluminium. Anti-glare disc: Blue, spun aluminium. Struts: Rolled aluminium coloured.

Weight: Max. 6kg.

Class: Ingress protection IP20. Electric shock protection I w. ground.

Light source: 5-4½: 70W E27, 6½ 6: LED 2700K 96W, LED 3000K 96W.

**PH Artichoke**

Pendant

Page: 116

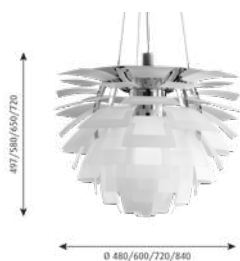
Design: Poul Henningsen

Finish: Copper, satin polished and coated with rose, wet painted inner side. Brass, copper or stainless steel, brushed and coated. White, wet painted. Polished stainless steel. Black, powder coated with white, wet painted inner side.

Material: Leaves: Laser cut brass, copper, stainless steel or steel. Top shade: White or black, spun steel, white on the bottom. Frame: High lustre chrome plated, laser cut steel. Suspension: High lustre chrome plated, spun aluminium.

Weight: Max. 27.5kg.

Light source: Ø480: 1x100W E27 Light source also LED 42W Dim2Warm, 3000K, Class: LED CL.I, Ø 600+Ø 720+Ø 840: 1x100W E27: LED 2700K 96W or LED 3000K 96W.

**PH Artichoke Glass**

Pendant

Page: 118
Design: Poul Henningsen

Finish: Clear glass, sandblasted.
Material: Leaves: Clear glass, sandblasted. Top shade: High lustre chrome plated or white, spun brass. Frame: High lustre chrome plated, laser cut brass. Suspension: High lustre chrome plated, spun aluminium.
Weight: Max. 27.5kg.
Class: Ingress protection IP20. Electric shock protection I w. ground.
Light source: Ø480: 1x100W E27, Ø 600: 1 x 100W E27: LED 2700K 59W: LED 3000K 59W, Ø 720: 1 x 100W E27: LED 2700K 96W: LED 3000K 96W, Ø 840: 1 x 100W E27: LED 2700K 96W: LED 3000K 96W.

**PH Louvre**

Pendant

Page: 120
Design: Poul Henningsen

Finish: White, wet painted.
Material: Shades: Spun aluminium. Frame: High lustre chrome plated, extruded brass. Housing: High lustre chrome plated, spun aluminium.
Weight: Max. 7kg.
Class: Ingress protection IP20. Electric shock protection I w. ground.
Light source: Integrated LED unit: LED 2700K 96W, LED 3000K 96W.

**PH Septima**

Pendant

Page: 122
Design: Poul Henningsen

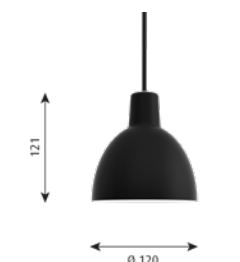
Finish: Clear glass with sandblasted fields. Satin polished brass, untreated.
Material: Shades: Clear glass with sandblasted fields. Legs: Steel, brass metallised. Socket housing and canopy: Satin polished brass, untreated. Please note that the brass surface is untreated. The untreated brass will change over time and develop a patina.
Weight: Max. 7kg.
Class: Ingress protection IP20. Electric shock protection I w. ground.
Light source: 1x70W E27

**PH Snowball**

Pendant

Page: 124
Design: Poul Henningsen


Finish: White, wet painted.
Material: Shades: Spun aluminium. Frame: High lustre chrome plated, die cast aluminium. Housing: High lustre chrome plated, spun aluminium.
Weight: Max. 3kg.
Class: Ingress protection IP20. Electric shock protection I w. ground.
Light source: 70W E27 Light source also LED 42W Dim2Warm, 3000K, Class: LED CL.I,

**Toldbod 120/170/250/400/550 Pendant**

Pendant

Page: 126
Design: Louis Poulsen A/S

Finish: Black, White, Dark Rose, Light Grey or Blue-Grey. Mat coated.
Material: Shade: Spun aluminium. Reflector: Spun anodised aluminium.
Weight: Max. 0.5kg.
Class: Ingress protection IP20. Electric shock protection II w/o ground.
Light source: 33W QT-ax 14 G9.

**Toldbod 155/220 Glass Pendant**

Pendant

Page: 128
Design: Louis Poulsen A/S

Finish: White opal glass.
Material: Suspension: Brushed stainless steel. Shade: Mouth-blown white opal glass.
Weight: Max. 1kg.
Class: Ingress protection IP20. Electric shock protection II w/o ground.
Light source: Ø155: 1x33W QT-ax 14 G9, Ø220: 1x48W QT-ax 14 G9.

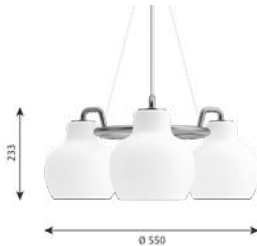
316



VL45 175/250/370 Pendant
Pendant

Page: 130
Design: Vilhelm Lauritzen

Finish: Glossy white opal glass, untreated brushed brass
Material: Shade: Mouth-blown glossy white opal glass.
Pendant tube: Brushed brass.
Weight: Max. 4kg.
Class: Ingress protection IP20. Electric shock protection I w. ground.
Light source: 100W E27 Light source also LED 42W Dim2Warm, 3000K, CL. I.



VL Ring Crown 1-3-5-7
Pendant

Page: 132
Design: Vilhelm Lauritzen

Finish: Glossy, mouthblown white opal glass. Satin polished brass, untreated.
Material: Shades: Mouth-blown, 3-layered, opal glass. Ring Crown wires: Stainless steel. Frame and canopy in untreated brass, will patinate. Pendant suspension: Untreated brass, will patinate. Wall lamp arm and wall-box: Untreated brass, will patinate.
Weight: 1: Max 1.2 kg. 3: max. 5.2 kg. 5: max 7.5 kg. 7: max. 9.9 kg
Class: Ingress protection IP20. Electric shock protection I w. Ground.
Light source: 3X40W E27



Wohlert
Pendant

Page: 134
Design: Vilhelm Wohlert

Finish: Matt white opal glass.
Material: Shade: Mouth-blown matt white opal glass.
Pendant tube: Brushed steel.
Weight: Max. 4.5kg.
Class: Ingress protection IP20. Electric shock protection I w. ground.
Light source: 70W E27 Light source also LED 42W Dim2Warm, 3000K, Class I.



Dependant
Pendant

Page: 136 / 138
Design: Kilo Design

Finish: Brass metallised, Black or White, powder coated.
Material: Canopy and fitting/tubes: Aluminum. Grommets/inserts: Plastic, black for black version and white for brass metallised and white. Wire: White and Brass: Steel, Black: black wire. Pinot/set screw in fittings: Brass and White: white, Black: black
Class: Canopy: Ingress protection IP20. Electric shock protection I
Info Notes: Dependant 3 (Linear): Full length=748mm. Dependant 4 (Circular): Full length=742mm. Dependant 5 (Linear): Full length=1249mm. Dependant 6 (Circular): Full length=1248mm. Tubes height for all: Ø12mm. Fitting height for all=33,6mm.



AJ Floor
Floor lamp

Page: 142
Design: Arne Jacobsen

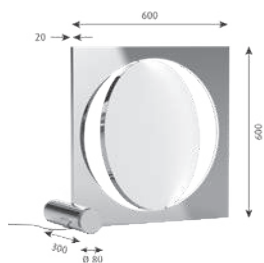
Finish: Stainless Steel, polished. White, Black, Aubergine, Dark Green, Dark Grey, Light Grey, Midnight Blue, Pale Petroleum, Rusty Red, Yellow Ochre, wet painted.
Material: Shade: Spun steel or stainless steel. Base: Die cast zinc or stainless steel. Stem: Steel or stainless steel.
Weight: Max. 3.5kg.
Class: Ingress protection IP20. Electric shock protection II w/o ground.
Light source: 20W E27.



Keglen
Floor lamp

Page: 144
Design: Jakob Lange - BIG Ideas

Finish: Black or white, matt, wet painted.
Material: Shade: Spun aluminium. Diffusor: Injection moulded PC. Base: Die Casted Aluminium. Stem: Machined Aluminium.
Weight: Max. 7.1kg.
Class: Ingress protection IP20. Class III.
Light source: LED Dim2Warm 18W (2000K-2700K, CRI>90 @ 2700K) LED 3000K 18W

**Moonsetter**

Floor lamp

Page: 60

Design: Anne Boysen

Finish: High lustre chrome-plated. Disc: High lustre chrome-plated on one side and white, wet painted on the opposite side.

Material: Frame: High lustre chrome-plated solid cast aluminium. Cylinder and switch: High lustre chrome-plated extruded aluminium. Disc: Solid cast aluminium. High lustre chrome-plated on one side and white on the opposite side. Opal silicone diffuser.

Weight: Max. 20.5 kg..

Class: Ingress protection IP20. Electric shock protection II without ground.

Light source: LED 3500K

**NJP Floor**

Floor lamp

Page: 146

Design: nendo

Finish: White, black, light alu grey or dark alu grey, powder coated.

Material: Base: Steel. Arms and lamp head: Aluminium. Joints: Anodized Aluminium. Stem: Aluminium.

Weight: Max. 11kg.

Class: Ingress protection IP20. Electric shock protection II w/o ground.

Light source: Integrated LED unit: 2700K 10W, LED 3000K 10W.

**Panthella Floor**

Floor lamp

Page: 148

Design: Verner Panton

Finish: White opal acrylic.

Material: Shade: Injection moulded white opal acrylic. Base: White, injection moulded ABS. Housing: White, injection moulded ABS. Stem: White, steel.

Weight: Max. 5kg.

Class: Ingress protection IP20. Electric shock protection II w/o ground.

Light source: 70W E27.

**PH 3 1/2-2 1/2 Floor**

Floor lamp

Page: 150

Design: Poul Henningsen

Finish: Brass metallised, black metallised or high lustre chrome plated. White opal glass.

Material: Shades: Mouth-blown white opal glass. Top plate and base: Brass metallised, black metallised or high lustre chrome plated, spun brass. Stem: Brass metallised, black metallised or high lustre chrome plated, steel.

Weight: Max. 7.5kg.

Class: Ingress protection IP20. Electric shock protection II w/o ground.

Light source: 70W E27.

**PH 4 1/2-3 1/2 Glass Floor**

Floor lamp

Page: 151

Design: Poul Henningsen

Finish: High lustre chrome plated. White opal glass.

Material: Shades: Mouth-blown white opal glass. Anti glare ring: Purple, spun aluminium. Top plate: High lustre chrome plated, spun brass. Base: High lustre chrome plated, spun brass. Stem: High lustre chrome plated, steel.

Weight: Max. 15kg.

Class: Ingress protection IP20. Electric shock protection II w/o ground.

Light source: 100W E27.

**PH 80**

Floor lamp

Page: 152

Design: Poul Henningsen

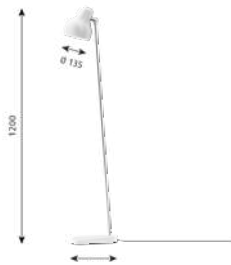
Finish: White opal acrylic shades. High lustre chrome plated stand with black, textured base. Black stand with black, smooth base. White stand with white, smooth base.

Material: Shades: white opal acrylic and polycarbonate. Stem in black, powder coated steel. Base: Black smooth ABS. Cord length: 2.6 m. Switch: On the cord. Cord type: Black plastic with plug.

Weight: Max. 7.6 kg

Class: Ingress protection IP20. Electric shock protection II w/o ground.

Light source: E27 70W.



VL38 Floor
Floor lamp

Page: 154
Design: Vilhelm Lauritzen

Finish: Untreated brushed brass. Black or White, powder coated.
Material: Base: Die cast aluminium. Shade: Spun aluminium. Stem: Brushed brass.
Weight: Max. 6.7kg.
Class: Ingress protection IP20. Electric shock protection II w/o ground.
Light source: Integrated LED unit: LED 2700K 10W.



Yuh Floor
Floor lamp

Page: 156
Design: GamFratesi

Finish: White or black. Matt wet painted. Brass/Marble versions: White or black shade. Matt wet painted. Clear lacquered, brushed brass stem. Matt marble base.
Material: Shade: Die cast aluminium. Base: Die cast aluminium (wet painted) or brushed marble. Marble: Italian Nero Margiua or White Carrara. Stem: Extruded brass (wet painted or clear lacquered).
Weight: Max. 5.7kg.
Class: Ingress protection IP20. Electric shock protection II w/o ground.
Light source: Integrated LED unit: LED 2700K 10W.



AJ Table
Table lamp

Page: 160
Design: Arne Jacobsen

Finish: Stainless Steel, polished. White, Black, Aubergine, Dark Green, Dark Grey, Light Grey, Midnight Blue, Pale Petroleum, Rusty Red, Yellow Ochre, wet painted.
Material: Shade: Spun steel or stainless steel. Base: Die cast zinc or stainless steel. Stem: Steel or stainless steel.
Weight: Max. 2.5kg.
Class: Ingress protection IP20. Electric shock protection II w/o ground.
Light source: 20W E27.



AJ Mini
Table lamp

Page: 162
Design: Arne Jacobsen

Finish: Stainless Steel, polished. White, Black, Aubergine, Dark Green, Dark Grey, Light Grey, Midnight Blue, Pale Petroleum, Rusty Red, Yellow Ochre, wet painted.
Material: Shade: Spun steel or stainless steel. Base: Die cast zinc or stainless steel. Stem: Steel or stainless steel.
Weight: Max. 1.3kg.
Class: Ingress protection IP20. Electric shock protection II w/o ground.
Light source: 20W E14.



Keglen
Table lamp

Page: 164
Design: Jakob Lange - BIG Ideas

Finish: Black or white, matt, wet painted.
Material: Shade: Spun aluminium. Diffuser: Injection moulded PC. Base: Die Casted Aluminium. Stem: Machined Aluminium.
Weight: Max. 1.3kg.
Class: Ingress protection IP20. Class III.
Light source: LED Dim2Warm 6,5W (2000K-2700K, CRI>90 @ 2700K) LED 3000K 6,5W



NJP Table
Table lamp

Page: 166
Design: nendo

Finish: White, black, light alu grey or dark alu grey, powder coated.
Material: Base: Steel. Arms and lamp head: Aluminium. Joints: Anodised aluminium.
Weight: Max. 4.8kg.
Class: Ingress protection IP20. Electric shock protection II w/o ground.
Light source: Integrated LED unit: LED 2700K 10W, LED 3000K 10W.



NJP Mini
Table lamp

Page: 34
Design: nendo

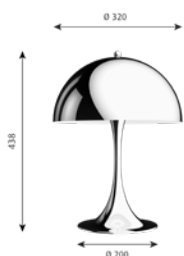
Finish: White, Black, Light alu grey, Rose brown, Soft pink, Petrol blue or Taupe, powder coated..
Material: Base: Steel. Arm and lamp head: Aluminum.
Weight: Max. 2.9 kg.
Class: Ingress protection IP20. Electric shock protection II w/o ground.
Light source: LED 2700K 10W. Approx. 500 Lm.



Panthella Table 400
Table lamp

Page: 152
Design: Verner Panton

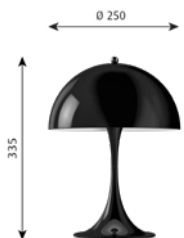
Finish: White opal acrylic.
Material: Shade: Injection moulded white opal acrylic.
Base: White, injection moulded ABS.
Housing: White, injection moulded ABS.
Weight: Max. 3.5kg.
Class: Ingress protection IP20. Electric shock protection II w/o ground.
Light source: 60W E27.



Panthella Table 320
Table lamp

Page: 170
Design: Verner Panton

Finish: White opal acrylic shade with white stand. Grey opal acrylic shade with high lustre chrome stand. High lustre chrome shade and stand. Brass metallised shade and stand.
Material: Shade: Injection moulded acrylic or deep drawn steel.
Base and Housing: Cast aluminium.
Weight: Max. 1.5kg.
Class: Ingress protection IP20. Electric shock protection II w/o ground.
Light source: 1x7.5W E14



Panthella Mini Table
Table lamp

Page: 55 / 172
Design: Verner Panton

Finish: White opal acrylic shade with white stand. Grey opal acrylic shade with high lustre chrome stand. High lustre chrome shade and stand. Brass metallised shade and stand. White, Black, Orange, Pale Rose, Pale Blue or Coral, powder coated, shade and stand.
Material: Shade: Injection moulded acrylic or deep drawn steel.
Base and Housing: Cast aluminium.
Diffuser: Injection moulded opal pmma.
Weight: Max. 1.2kg.
Class: Ingress protection IP23. Electric shock protection III.
Light source: LED 2700K 2.5W
Lumen: 230



Panthella Portable
Table lamp

Page: 174
Design: Verner Panton

Finish: White opal acrylic shade with white stand. Grey opal acrylic shade with high lustre chrome stand.
Material: Shade: Injection moulded opal grey acrylic or white acrylic.
Base: Die cast aluminium
Weight: Max. 0.35kg.
Class: Ingress protection IP44. Electric shock protection III.
Light source: Fitted LED 27K.



Panthella Portable Metal
Table lamp

Page: 55 / 174
Design: Verner Panton

Finish: Finish: Black, White, Orange, Pale Rose, Pale Blue, Coral, Deep drawn steel
Material: Shade: Injection moulded opal grey acrylic or white acrylic.
Base: Die cast aluminium
Weight: Max. 0.35kg.
Class: Ingress protection IP44. Electric shock protection III.
Light source: Fitted LED 27K.



PH 2/1 Table

Table lamp

Page: 176

Design: Poul Henningsen

Finish: Brass metallised, black metallised or high lustre chrome plated. White opal glass.

Material: Shades: Mouth-blown white opal glass. Top plate: Brass metallised, black metallised or high lustre chrome plated, machined brass. Base and stem: Brass metallised, black metallised or high lustre chrome plated, brass.

Weight: Max. 1,5kg.

Class: Ingress protection IP20. Electric shock protection II w/o ground.

Light source: 33W QT-ax 14 G9.



PH 2/1 Pale Rose Brass

Table lamp

Page: 48

Design: Poul Henningsen

Finish: Brushed untreated brass with fine hairlines. Pale rose coloured glass with white innerside.

Material: Shades: Mouth-blown three layered pale rose coloured glass with white innerside. Glossy on the outside, sandblasted on the inside. Suspension: Brass, brushed and untreated with fine hairlines. Please note the untreated brass will change over time and develop a patina.

Weight: Max. 2 kg.

Class: Ingress protection IP20. Electric shock protection II w/o ground.

Light source: G9 Max 33W. JP: 40W.



PH 3/2 Table

Table lamp

Page: 178

Design: Poul Henningsen

Finish: Brass metallised, black metallised or high lustre chrome plated. White opal glass.

Material: Shades: Mouth-blown white opal glass. Top plate: Brass metallised, black metallised or high lustre chrome plated, spun brass. Base and stem: Brass metallised, black metallised or high lustre chrome plated, brass.

Weight: Max. 2.5 kg.

Class: Ingress protection IP20. Electric shock protection II w/o ground.

Light source: 40W E14.



PH 3/2 - Limited Edition

Table lamp

Page: 52

Design: Poul Henningsen

Finish: Top shade: Untreated brass with fine hairlines and white inner reflector shade. Middle and lower shade: White opal three layered mouth-blown glass. Stem: Untreated brass with fine hairlines.

Material: Middle and lower shade: White opal three layered mouth-blown glass. Top shade, base and stem: Untreated brass with fine hairlines. Reflector shade: Aluminium, white painted. Please note the untreated brass will patinate..

Weight: Max 3 kg.

Class: Ingress protection IP20. Electric shock protection II w/o ground.

Light source: E14 40W. E17 40W (JP).



PH 3 1/2-2 1/2 Table

Table lamp

Page: 177

Design: Poul Henningsen

Finish: Red, green, yellow and white, powder coated.

Material: Top shade: Spun aluminium. Other shades: Mouth-blown white opal glass. Shade holder: Silk matt brown brass. Stand: Silk matt brown brass.

Weight: Max. 3.5kg.

Class: Ingress protection IP20. Electric shock protection II w/o ground.

Light source: 60W E14.



PH 3 1/2-2 1/2 Glass Table

Table lamp

Page: 180

Design: Poul Henningsen

Finish: Brass metallised, black metallised or high lustre chrome plated. White opal glass.

Material: Shades: Mouth-blown white opal glass. Top plate: Brass metallised, black metallised or high lustre chrome plated, spun brass. Base and stem: Brass metallised, black metallised or high lustre chrome plated, brass.

Weight: Max. 3kg.

Class: Ingress protection IP20. Electric shock protection II w/o ground.

Light source: 60W E14.



PH 4/3 Table
Table lamp

Page: 163
Design: Poul Henningsen

Finish: White, powder coated. High lustre chrome plated.
Material: Shades: Spun aluminium.
Base: High lustre chrome plated, spun brass.
Stem: High lustre chrome plated, steel.
Triangular piece: Black sandblasted, injection moulded bakelite.
Weight: Max. 2kg.
Class: Ingress protection IP20. Electric shock protection II w/o ground.
Light source: 100W E27.



PH 4½-3½ Glass Table
Table lamp

Page: 164
Design: Poul Henningsen

Finish: High lustre chrome plated. White opal glass.
Material: Shades: Mouth-blown white opal glass. Anti glare ring: Purple, spun aluminium. Top plate: High lustre chrome plated, spun brass. Base: High lustre chrome plated, spun brass. Stem: High lustre chrome plated, steel.
Weight: Max. 9kg.
Class: Ingress protection IP20. Electric shock protection II w/o ground.
Light source: 100W E27.



Yuh Table
Table lamp

Page: 184
Design: GamFratesi


Finish: White or black. Matt wet painted. Brass/Marble versions: White or black shade. Matt wet painted. Clear lacquered, brushed brass stem. Matt marble base.
Material: Shade: Die cast aluminium. Base: Die cast aluminium (wet painted) or brushed marble. Marble: Italian Nero Margiua or White Carrara. Stem: Extruded brass (wet painted or clear lacquered).
Weight: Max. 3.6kg.
Class: Ingress protection IP20. Electric shock protection II w/o ground.
Light source: Integrated LED unit: LED 2700K 10W.



VL38 Table
Table lamp

Page: 186
Design: Vilhelm Lauritzen

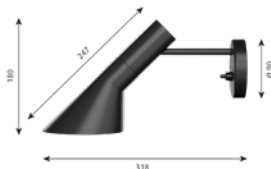
Finish: Untreated brushed brass. Black or White, powder coated.
Material: Base: Die cast aluminium.
Shade: Spun aluminium.
Stem: Brushed brass.
Weight: Max. 3kg.
Class: Ingress protection IP20. Electric shock protection II w/o ground.
Light source: Integrated LED unit: LED 2700K 10W.



VL Studio 150/250/320
Table/floor lamp

Page: 36
Design: Vilhelm Lauritzen

Finish: Matt black, wet painted or brushed brass with fine hairlines. White opal glass, glossy. EU/UK/JP: Unlacquered brass which will develop a patina. AU/KR/CN/JP/US: Clear lacquered brass.
Material: Glass: Mouth-blown, 3-layered opal glass, glossy.
Housing: Deep drawn aluminium or brass.
EU/UK/JP: Please note the untreated brass will patinate.
Weight: Max. 2.1kg. Preliminary. Max. 5.5kg. Preliminary. Max. 9.5kg. Preliminary.
Class: Ingress protection IP20. Electric shock protection II.
Light source: Ø150 G9 (Max. 5W). Ø250 and Ø320 E26/27 (Max 15W).

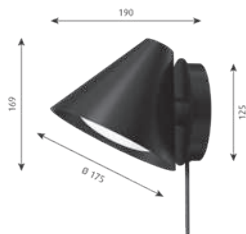


AJ Wall
Wall lamp

Page: 190
Design: Arne Jacobsen

Finish: Stainless Steel, polished. White, Black, Aubergine, Dark Green, Dark Grey, Light Grey, Midnight Blue, Pale Petroleum, Rusty Red, Yellow Ochre, wet painted.
Material: Shade: Spun steel or stainless steel.
Base: Die cast zinc or stainless steel.
Stem: Steel or stainless steel.
Weight: Max. 1kg.
Class: Ingress protection IP20. Electric shock protection II w/o ground.
Light source: 20W E14.

322



Kegen

Wall lamp

Page: 192

Design: Jakob Lange - BIG Ideas

Finish: Black or white, matt, wet painted.

Material: Shade: Spun aluminium.
Diffusor: Injection moulded PC.
Wall box: Die Casted Aluminum.

Weight: Max. 1kg.

Class: Ingress protection IP20. Class II.

Light source: LED Dim2Warm 6,5W (2000K-2700K, CRI>90 @ 2700K)
LED 3000K 6,5W



PH 2/1 Wall

Wall lamp

Page: 194

Design: Poul Henningsen

Finish: White opal glass. High lustre chrome plated.

Material: Shades: Mouth-blown white opal glass.
Wall box: High lustre chrome plated, spun brass.
Suspension: High lustre chrome plated, spun aluminium.
Arm: High lustre chrome plated, brass.

Weight: Max. 1.5kg.

Class: Ingress protection IP20. Electric shock protection II w/o ground.

Light source: 20W E14.



PH 3/2 Wall

Wall lamp

Page: 195

Design: Poul Henningsen

Finish: White opal glass. High lustre chrome plated.

Material: Shades: Mouth-blown white opal glass.
Top plate: High lustre chrome plated, spun brass.
Wall box: High lustre chrome plated, spun brass.
Arm: High lustre chrome plated, brass.

Weight: Max. 2.5kg.

Class: Ingress protection IP20. Electric shock protection II w/o ground.

Light source: 40W E14.



PH Hat

Wall lamp

Page: 196

Design: Poul Henningsen

Finish: White, wet painted.

Material: Shade: Spun steel.
Wall box: Spun steel.

Weight: Max. 2kg.

Class: Ingress protection IP20. Electric shock protection II w/o ground.

Light source: 20W E14.



VL38 Wall

Wall lamp

Page: 178

Design: Vilhelm Lauritzen

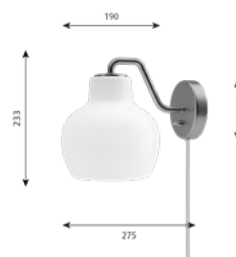
Finish: Untreated brushed brass. Black or White, powder coated.

Material: Wall box: Punched aluminium.
Shade: Spun aluminium.
Arm: Brushed brass.

Weight: Max: 1.3kg.

Class: Ingress protection IP20. Electric shock protection II w/o ground.

Light source: Integrated LED unit: LED 2700K 10W.



VL Ring Crown Wall 1-2

Wall lamp

Page: 200

Design: Vilhelm Lauritzen

Finish: Glossy, mouthblown white opal glass. Satin polished brass, untreated.

Material: Shades: Mouth-blown, 3-layered, opal glass. Ring Crown wires: Stainless steel. Frame and canopy in untreated brass, will patinate. Pendant suspension: Untreated brass, will patinate. Wall lamp arm and wall-box: Untreated brass, will patinate.

Weight: 1: Max. 7.5kg. 2: Max. 9.9kg.

Class: Ingress protection IP20. Electric shock protection I w. Ground.

Light source: 3X40W E27



Yuh Wall
Wall lamp

Page: 202
Design: GamFratesi

Finish: White or black. Matt wet painted. Brass versions: White or black shade. Matt wet painted. Clear lacquered, brushed brass stem.
Material: Shade: Die cast aluminium. Base: Die cast aluminium (wet painted). Stem: Extruded brass (wet painted or clear lacquered).
Weight: Max. 1.4kg.
Class: Ingress protection IP20. Electric shock protection II w/o ground.
Light source: Integrated LED unit: LED 2700K 10W.

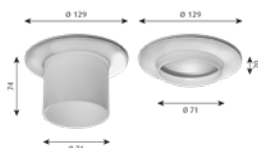
VL Studio
Wall lamp



Page: 36
Design: Vilhelm Lauritzen

Finish: Matt black, wet painted or brushed brass with fine hairlines. White opal glass, glossy. EU/UK/JP: Unlacquered brass which will develop a patina. AU/KR/CN/JP/US: Clear lacquered brass.
Material: Glass: Mouth-blown, 3-layered opal glass, glossy. Housing: Deep drawn aluminum or brass. Wall box: Die cast aluminum or forged brass. Please note the untreated brass will patinate.
Weight: Max. 2.2kg Preliminary.
Class: Ingress protection IP20. Electric shock protection II.
Light source: Ø150 G9 (Max. 5W).

AH Mini
Recessed



Page: 210
Design: Alfred Homann

Finish: White, wet painted
Material: Ring: Die cast aluminum. Glass: White opal glass.
Weight: Max. 0.5kg.
Class: Ingress protection IP20. Electric shock protection II w/o ground.
Light source: Integrated LED unit: 15W LED 3000K.

Ballerup
Recessed



Page: 211
Design: C. J. Nørgaard Pedersen
& P. Hougaard Nielsen

Finish: White, powder coated. White opal glass.
Material: Diffuser: Mouth-blown white opal glass. Housing: Spun steel.
Weight: Max. 3.6kg.
Class: Ingress protection IP20. Electric shock protection I w. ground.
Light source: Integrated LED unit: LED 3000K 16W.

Ballerup Mini
Recessed



Page: 211
Design: C. J. Nørgaard Pedersen
& P. Hougaard Nielsen

Finish: White, powder coated. White opal glass.
Material: Diffuser: Mouth-blown white opal glass. Ring: Punched steel.
Weight: Max. 0.5kg.
Class: Ingress protection IP20. Electric shock protection II w/o ground.
Light source: Integrated LED unit: LED 3000K 15W.

Basic Mini
Recessed



Page: 212
Design: Louis Poulsen A/S

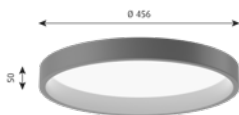
Finish: White, powder coated.
Material: Rings: Punched steel.
Weight: Max. 0.5kg.
Class: Ingress protection IP20. Electric shock protection II w/o ground.
Light source: LED 3000K 15W.



LP Circle Recessed
Recessed

Page: 193
Design: Mikkel Beedholm/
KHR Arkitekter

Finish: White, Black, Pale Petroleum or Yellow. Powder coated.
Material: Reflector: Deep drawn aluminium.
Diffuser: Acrylic, frosted.
Installation lock: Polyamide.
Weight: Max. 3kg. (Ø 260). Max. 5kg. (Ø 450).
Class: Ingress protection IP20. Electric shock protection I.
Light source: Integrated LED unit: Ø 260: LED 3000K 13W, LED 4000K 13W, LED Kelvin adjustable 16W. Integrated LED unit: Ø 450: LED 3000K 25W, LED 4000K 25W, LED Kelvin adjustable 26W.



LP Circle Semi Recessed
Recessed

Page: 213
Design: Mikkel Beedholm/
KHR Arkitekter

Finish: White, Black, Pale Petroleum or Yellow. Powder coated
Material: Reflector: Extruded aluminium.
Diffuser: Acrylic, frosted.
Installation lock: Polyamide.
Weight: Max. 3kg. (Ø 260). Max. 5kg. (Ø 450).
Class: Ingress protection IP20. Electric shock protection I.
Light source: Integrated LED unit: Ø 260: LED 3000K 13W, LED 4000K 13W, LED Kelvin adjustable 16W. Integrated LED unit: Ø 450: LED 3000K 25W, LED 4000K 25W, LED Kelvin adjustable 26W.



Slim Box Extension
Recessed

Page: 167
Design: Louis Poulsen

Finish: White or black, powder coated or clear lacquered, pickled aluminium.
Material: Frame/Housing: Die cast Aluminium, Light Engine bottom: Acrylic (Opal or clear). Light Engine top: Acrylic opal. Top diffuser: Acrylic. Canopy Cover: AB
Weight: Single: Max. 4.2kg.
Double: Max. 8.3kg.
Class: Ingress protection IP20. Electric shock protection I.
Light source: LED 3000K, 4000K, Kelvin adjustable



Slim Box Extension
Semi-Recessed

Page: 167
Design: Louis Poulsen

Finish: White or black, powder coated or clear lacquered, pickled aluminium.
Material: Frame/Housing: Die cast Aluminium, Light Engine bottom: Acrylic (Opal or clear). Light Engine top: Acrylic opal. Top diffuser: Acrylic. Canopy Cover: AB
Weight: Single: Max. 4.2kg.
Double: Max. 8.3kg.
Class: Ingress protection IP20. Electric shock protection I.
Light source: LED 3000K, 4000K, Kelvin adjustable



LP Slim Round Recessed
Recessed

Page: 193
Design: Louis Poulsen

Finish: White, aluminium grey or black, powder coated.
Material: Reflector: Die cast aluminium.
Diffuser: Acrylic, opal.
Installation lock: Aluminium.
Weight: Max 8kg.
Class: Ingress protection IP20. Electric shock protection I.
Light source: Integrated LED unit: Ø 260 + Ø 450: LED 3000K 13W: LED Kelvin Adjustable, LED 3000K 25W, LED 4000K 13W. LED 4000K 25W



LP Slim Round Semi Recessed
Recessed

Page: 214
Design: Louis Poulsen

Finish: White, aluminium grey or black, powder coated.
Material: Reflector: Die cast aluminium.
Diffuser: Acrylic, opal.
Installation lock: Aluminium.
Weight: Max: 8kg
Class: Ingress protection IP20. Electric shock protection I.
Light source: Integrated LED unit: Ø 260 + Ø 450: LED 3000K 13W: LED Kelvin Adjustable, LED 3000K 25W, LED 4000K 13W. LED 4000K 25W

Munkegaard

Recessed



Page: 216

Design: Arne Jacobsen

Finish: High lustre chrome plated or satin chrome plated. Matt-white acrylic/toughened clear glass.

Material: Shade: 2 layer: matt-white acrylic and toughened glass. Edge ring: High lustre chrome plated or satin chrome plated, brass.

Weight: Max. 7kg.

Class: Ingress protection IP20. Electric shock protection I w. ground.

Light source: Integrated LED unit: Ø 265: LED 3000K 15W. Ø 460: LED 3000K 30W Ø 1525: LED 3000K 42W

Munkegaard Mini

Recessed



Page: 217

Design: Arne Jacobsen

Finish: Metal stainless steel satin. Opal white.

Material: Diffuser: Opal acrylic. Trim ring: Stainless steel.

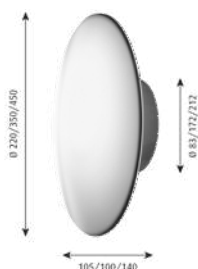
Weight: Max. 0.5kg.

Class: Ingress protection IP20. Electric shock protection II w/o ground.

Light source: Integrated LED unit: LED 3000K 15W.

AJ Eklipta

Wall lamp



Page: 220 / 242 / 259

Design: Arne Jacobsen

Finish: White, powder coated. White opal glass.

Material: Ceiling/Wall box: Die cast aluminium or spun aluminium. Diffuser: Mouth-blown white opal glass.

Weight: Max. 4kg.

Class: Ingress protection. LED ceiling/wall: IP20. Ø220: IP20. E27 Ø350/450 Ceiling: IP20. E27 Ø350/450 Wall: IP44. Electric shock protection I w. ground.

Light source: Integrated LED unit: Ø 220: LED 2700K 7,8W, 40W QT ax-14 G9 Ø 350: LED 3000K 8,8W, 60W E27. Ø 450 LED 3000K 23W. 70W E27

LP Circle Surface Mounted

Surface Mounted



Page: 222

Design: Mikkel Beedholm/
KHR Arkitekt

Finish: White, Black, Pale Petroleum or Yellow. Powder coated.

Material: Reflector: Extruded aluminium. Diffuser: Acrylic, frosted. Top: Aluminium.

Weight: Max 2,3kg. (Ø 260). Max 5kg. (Ø 450).

Class: Ingress protection IP20. Electric shock protection I.

Light source: Integrated LED unit: Ø 260+Ø 450: LED 3000K 13W : Kelvin adjustable, LED 3000K 25W, LED 4000K 13W. LED 4000K 25W.

LP Grand Surface Mounted

Surface Mounted



Page: 224 / 245

Design: Christian Flindt

Finish: Reflector: Mat white satin finish, Outer shade (outside): Mat (Black and Champagne) or gloss (white), wet painted surface, Diffuser: Glossy.

Material: Top reflector: Ø 580: ABS, Ø 880/Ø 1480: PE, Bottom reflector: PE, Housing Ø 580: ABS, Ø 880/Ø 1480: PE, Outer shade: Ø 580/Ø 880: ABS, Ø 1480: PUR, Diffuser: PMMA.

Weight: Max. Ø 580: 6kg, Ø 880: 16kg, Ø 1480: 55kg.

Class: Class: Ingress protection IP20. Electric shock protection I w. ground.

Light source: Integrated LED unit: Ø 580: LED 3000K 59W. Ø 880: LED 3000K 109W. Ø 1480: LED 3000K 199W.

Slim Box Extension

Surface Mounted



Page: 218

Design: Louis Poulsen

Finish: White or black, powder coated or clear lacquered, pickled aluminium.

Material: Frame/Housing: Die cast Aluminium, Light Engine bottom: Acrylic (Opal or clear), Light Engine top: Acrylic opal. Top diffuser: Acrylic. Canopy Cover: AB

Weight: Single: Max. 4.2kg. Double: Max. 8.3kg.

Class: Ingress protection IP20. Electric shock protection I.

Light source: LED 3000K, 4000K, Kelvin adjustable

326



LP Slim Round Surface Mounted

Surface Mounted

Page: 226 / 246
Design: Louis Poulsen

Finish: White, aluminium grey or black, powder coated.
Material: Reflector: Die cast aluminium.
Diffuser: Acrylic, opal.
Installation lock: Aluminium.
Weight: Max: 8kg.
Class: Ingress protection IP20. Electric shock protection I w/o ground.
Light source: Integrated LED unit: Ø 250+Ø 440+Ø 680: LED 3000K 13W: LED 4000K 13W: Kelvin adjustable: LED 3000K 25W: LED 4000K 25W: LED 3000K 53W: LED 4000K 53W.




Ripls

Surface Mounted

Page: 227 / 250
Design: Jakob Wagner

Finish: White opal diffuser and clear reflective front. Satin matt white.
Material: Rear housing: Injection molded polycarbonate.
Diffuser: Opalescent PMMA.
Clear front: Clear UV resistant polycarbonate.
Weight: Max. 3.7kg
Class: Ingress protection IP20. Electric shock protection I.
Light source: Integrated LED unit: Ø 310: LED 3000K 13W. Ø 500: LED 3000K 25W.

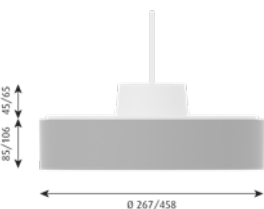


Silverback

Ceiling/Wall

Page: 228 / 251
Design: KiBiSi

Finish: White opal and alu-metallised.
Material: Ø295: Rear housing: Die cast aluminium powder coated white. Shade: Opalescent PMMA and semi-metallised PC. Ø440: Rear housing: Die-stamped steel sheet, powder coated, white. Diffuser: Opalescent PMMA and semi-metallised PC.
Weight: Max. 3kg.
Class: Protection class IP20, insulation class I.
Light source: Ø 295: LED 3000K 9,8W.
Ø 440: LED 3000K 32W.

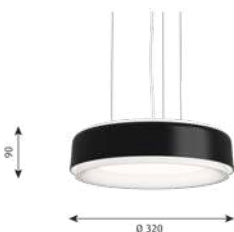


LP Circle Suspended

Suspended

Page: 232
Design: Mikkel Beedholm/
KHR Arkitekter

Finish: White, Black, Pale Petroleum or Yellow. Powder coated.
Material: Reflector: Deep drawn aluminium.
Diffuser: Acrylic, frosted.
Weight: Max 2.3kg. (Ø260). Max 5kg. (Ø450).
Class: Ingress protection IP20. Electric shock protection I w/o ground.
Light source: Integrated LED unit: Ø 260+Ø 450: LED 3000K 13W : Kelvin adjustable, LED 3000K 25W, LED 4000K 13W. LED 4000K 25W.



LP Grand 320

Suspended

Page: 44
Design: Christian Flindt

Finish: Reflector: Matt white satin finish. Outer shade (outside): Matt (Black and Champagne) or gloss (white), wet painted surface. Diffuser: Glossy.
Material: Top reflector: ABS. Bottom reflector: ABS. Outer shade: ABS. Diffuser: PMMA. Housing: Die-casted Aluminium.
Weight: Max. 6.3kg.
Class: Ingress protection IP20. Electric shock protection I w. ground.
Light source: LED 2700K, 3000K, 4000K 12W

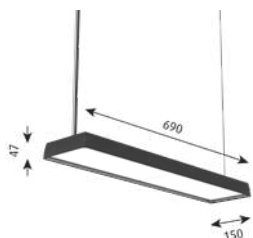


LP Grand Suspended

Suspended

Page: 234
Design: Christian Flindt

Finish: Reflector: Mat white satin finish, Outer shade (outside): Mat (Black and Champagne) or gloss (white), wet painted surface. Diffuser: Glossy.
Material: Top reflector: Ø 580: ABS, Ø 880/Ø 1480: PE, Bottom reflector: PE, Housing Ø 580: ABS, Ø 880/Ø 1480: PE, Outer shade: Ø 580/Ø 880: ABS, Ø 1480: PUR, Diffuser: PMMA.
Weight: Max. Ø 580: 6kg, Ø 880: 16kg, Ø 1480: 55kg.
Class: Ingress protection IP20. Electric shock protection I w. ground.
Light source: Integrated LED unit: Ø 580: LED 3000K 59W. Ø 880: LED 3000K 109W. Ø 1480: LED 3000K 199W.



**LP Slim Box
Pendant**

Page: 236
Design: Louis Poulsen

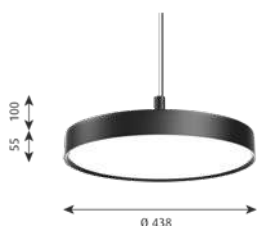
Finish: White or black, powder coated or clear lacquered, pickled aluminium.
Material: Frame/Housing: Die cast Aluminium, Light Engine bottom: Acrylic (Opal or clear). Light Engine top: Acrylic opal. Top diffuser: Acrylic. Canopy Cover: AB
Weight: Single: Max. 4.2kg.
Double: Max. 8.3kg.
Class: Ingress protection IP20. Electric shock protection I.
Light source: LED 3000K, 4000K, Kelvin adjustable



**LP Slim Box
Pendant**

Page: 33
Design: Louis Poulsen

Finish: White or black, powder coated or clear lacquered, pickled aluminium.
Material: Frame/Housing: Die cast Aluminium, Light Engine bottom: Acrylic (Opal or clear). Light Engine top: Acrylic opal. Top diffuser: Acrylic. Canopy Cover: AB
Weight: Single: Max. 4.2kg.
Double: Max. 8.3kg.
Class: Ingress protection IP20. Electric shock protection I.
Light source: LED 3000K, 4000K, Kelvin adjustable



**LP Slim Round Suspended
Suspended**

Page: 238
Design: Louis Poulsen

Finish: White, aluminium grey or black, powder coated.
Material: Reflector: Die cast aluminium.
Diffuser: Acrylic, opal.
Installation lock: Aluminium.
Weight: Max: 9.6kg.
Class: Ingress protection IP20. Electric shock protection I w. ground.
Light source: Ø 250+Ø 440+Ø 680: LED 3000K 13W /LED 4000K 13W/Kelvin adjustable/ LED 3000K 25W/LED 4000K 25W/ LED



**Silverback Suspended
Suspended**

Page: 221 / 239
Design: KiBiSi

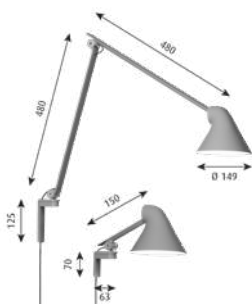
Finish: Ø 295: Top: ASA white structure. Shade: Opal and alu-metallised. Ø 440: Top: Aluminium powder coated white. Shade: Opal and alu-metallised.
Material: Ø 295: Fixture body: Die cast aluminium powder coated white. Top: Injection moulded plastic white structure. Shade: Opal PMMA and semi-metallised PC. Ø 440: Fixture body: Die-stamped steel sheet, powder coated, white. Top: Die-stamped aluminium, powder coated white. Shade: Opal PMMA and semi-metallised PC.
Weight: Max. 4.5kg.
Class: Ingress protection class IP20, Electric shock protection I w. ground.
Light source: Integrated LED unit: Ø 295: LED 3000K 9,8W, Ø440: LED 3000K 32W.



**Flindt Wall 200/300/400
Wall lamp**

Page: 244 / 262
Design: Christian Flindt

Finish: Aluminum coloured, white or corten coloured. Textured surface, powder coated.
Material: Front and back housing: Die casted.
Light Engine: Die casted aluminium and injection molded acrylic.
Weight: Max. 4.5kg.
Class: Ingress protection IP65. Electric shock protection I w. ground.
Ø200: IK08. Ø300/400: IK09.
Light source: Integrated LED unit: Ø 200: LED 2700/3000K 10W. Ø 300: LED 2700/3000K 16W. Ø 400: LED 2700/3000K 20W.



**NJP Wall
Wall lamp**

Page: 248
Design: nendo

Finish: White, black, light alu grey or dark alu grey, powder coated.
Material: Arms and lamp head: Aluminium.
Joints: Anodized Aluminium.
Wall bracket: Aluminium.
Weight: Min. 1.4kg. Max. 3.2kg.
Class: Ingress protection IP20. Electric shock protection II w/o ground.
Light source: Integrated LED unit: LED 2700K 10W: LED 3000K 10W

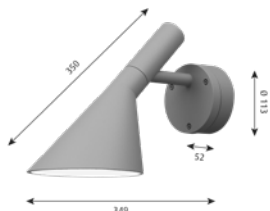
328



NJP Wall box
Wall lamp

Page: 62
Design: nendo

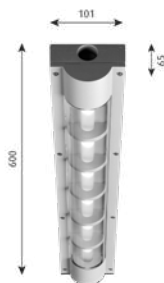
Finish: White, black or light alu grey, powder coated.
Material: Arms and lamp head: Aluminium. Joints: Anodised Aluminium. Wall box: Aluminium. .
Weight: Max. 1.7kg.
Class: Ingress protection IP20. Electric shock protection II w/o ground.
Light source: LED 2700K or 3000K, 11W



AJ 50 Wall
Wall lamp

Page: 258
Design: Arne Jacobsen


Finish: White, black or aluminium coloured with textured surface, powder coated.
Material: Shade: Die cast aluminium. Wall box: Die cast aluminium. Arm: Die cast aluminium.
Weight: Max. 2kg.
Class: Ingress protection IP65. Electric shock protection I w. ground. IK06.
Light source: Integrated LED unit: LED 3000K 9W.



AL 600
Ceiling

Page: 260
Design: Mads Ogdård


Finish: Aluminium coloured with textured surface, powder coated.
Material: Housing: Die cast aluminium. Diffuser: Polycarbonate.
Weight: Max. 3kg.
Class: Ingress protection IP65. Electric shock protection II w/o ground. IK10.
Light source: Integrated LED unit: 6 POWER LED 3000K 6,5W, 6 POWER LED 3000K 10/15W.



Skot Wall/Ceiling
Ceiling/Wall

Page: 272
Design: LK as

Finish: Aluminium coloured or graphite with textured surface, powder coated.
Material: Diffuser: Injection moulded clear polycarbonate or injection moulded opal polycarbonate. Base/cross guard: Die cast aluminium.
Weight: Max. 2.5kg.
Class: Ingress protection IP66. Electric shock protection II w/o ground. IK10.
Light source: Integrated LED unit: LED 3000K/4000K 8,5W.
Shield/Diffuser: Half shaded opal, Half shaded clear.



Albertslund Wall
Wall lamp

Page: 261
Design: Jens Møller-Jensen

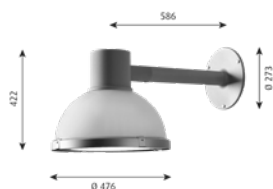
Finish: Galvanized, grey or white, powder coated.
Material: Enclosure: Clear glass or partly frosted glass. Saturn ring: Punched aluminium or galvanized, punched steel. Anti glare ring: Spun aluminium or galvanized, extruded steel. Housing: Die cast aluminium. Wall box: Die cast aluminium. Arm: Extruded aluminium.
Weight: Max. 3.5kg.
Class: Ingress protection IP44. Electric shock protection I w. ground. IK06.
Light source: 100W E27, 18W TC-TEL GX24q-2 HF.



Kipp Wall
Wall lamp

Page: 264
Design: Alfred Homann

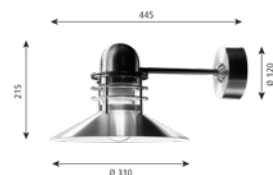
Finish: Aluminium coloured with textured surface or graphite grey, powder coated.
Material: Diffuser: Injection moulded white opal acrylic. Top shade: Die cast aluminium. Enclosure: Injection moulded clear polycarbonate. Frame: Die cast aluminium. Wall box: Die cast aluminium. Arm: Extruded aluminium.
Weight: Max. 7.5kg.
Class: Ingress protection IP55. Electric shock protection I w. ground. IK10.
Light source: Integrated LED unit: LED 3000K 28W, LED 4000K 28W.

**LP Icon Wall**

Wall lamp

Page: 266
Design: Mads Odgård

Finish: Aluminium coloured with textured surface, powder coated.
Material: Shade: High pressure moulded white opal acrylic. Reflector: Metallized, high pressure moulded polycarbonate. Diffuser: Toughened clear glass with silk screen print. Housing: Die cast aluminium. Arm: Galvanized, steel.
Weight: Max. 9.5kg.
Class: Ingress protection IP66. Electric shock protection I w. ground, II w/o ground. IK06.
Light source: Integrated LED unit: LED 3000K 35W, LED 4000K 47W.

**Nyhavn Wall**

Wall lamp

Page: 267
Design: Alfred Homann
& Ole V. Kjær

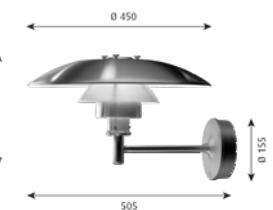
Finish: Copper, brushed or white, wet painted.
Material: Shades: Spun aluminium or spun copper. Enclosure: Clear glass. Top: Spun aluminium or spun copper. Wall box: Die cast aluminium. Wall box cover: Spun aluminium or spun copper. Arm: Copperplated, red brass or steel.
Weight: Max. 4.5kg.
Class: Ingress protection IP44. Electric shock protection I w. ground.
Light source: 100W E27.

**PH 3-2½ Wall**

Wall lamp

Page: 268
Design: Poul Henningsen

Finish: Black, powder coated.
Material: Top shade: Spun stainless steel. Middle/lower shade: Spun stainless steel. Shadeholder: Form pressed glass. Wall box: Die cast aluminium. Wall box cover: Spun aluminium. Arm: Stainless steel.
Weight: Max. 2.5kg.
Class: Ingress protection IP44. Electric shock protection I w. ground.
Light source: 60W E27.

**PH Wall**

Wall lamp

Page: 270
Design: Poul Henningsen

Finish: Copper, brushed.
Material: Shades: Spun copper. Wall box: Copperplated, spun brass. Arm: Copperplated, brass.
Weight: Max. 6kg.
Class: Ingress protection IP23. Electric shock protection I w. ground.
Light source: 100W E27.

**Toldbod 155 Wall**

Wall lamp

Page: 273
Design: Louis Poulsen A/S

Finish: Aluminium coloured with textured surface or black with textured surface, powder coated.
Material: Fixture head: Chilled casting aluminium. Shield: Laser cut acrylic satine. Wall box: Die cast aluminium. Arm: Chilled casting aluminium.
Weight: Max. 1.5kg.
Class: Ingress protection IP44. Electric shock protection I w. ground. IK05.
Light source: 40W E14.

**Toldbod 220/290 Wall**

Wall lamp

Page: 273
Design: Louis Poulsen A/S

Finish: Aluminium coloured with textured surface or black with textured surface, powder coated.
Material: Fixture head: Die cast aluminium. Shield: Injection moulded clear polycarbonate. Wall box: Die cast aluminium. Arm: Extruded aluminium.
Weight: Max. 5kg.
Class: Ingress protection, Ø 220: IP43, IK09. Ø 290: IP44, LED: IP65, IK08. Electric shock protection I w. ground.
Light source: Ø 220: 100W E27, Ø 290: LED 3000K 27W.

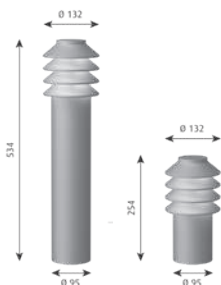
330



**Bysted
Bollards**

Page: 276
Design: Peter Bysted

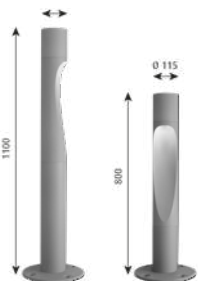
Finish: Corten steel, raw.
Material: Fixture head: Die cast iron.
Post: corten Steel.
Base plate: Corten steel.
Weight: Max. 42.5kg.
Class: Ingress protection IP65. Electric shock protection II w/o ground. IK09.
Light source: Integrated LED unit: LED 3000K 24W, LED 3000K 24W.
Info notes: For in-ground installation or with baseplate.



**Bysted Garden
Bollards**

Page: 278
Design: Peter Bysted

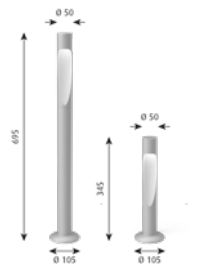
Finish: Aluminium coloured or corten coloured. Textured surface, powder coated.
Material: Top: Cast aluminium. Reflector part: Cast aluminium. Post: Extruded aluminium. Base plate, spike and anchor: Cast aluminium. Diffuser: PC
Weight: Max. 6kg. Preliminary
Class: Ingress protection w/spike: IP 65. Ingress protection w/anchor: IP 65 (Head), IP44 (Anchor). Ingress protection w/base plate: IP 65 (Head), IP44 (Baseplate). Electric shock protection III. IK06
Light source: LED 2700K, 3000K and 4000K (Alu colour only). No dimming. 17W.



**Flindt Bollard
Bollards**

Page: 280
Design: Christian Flindt

Finish: Aluminium coloured or corten coloured. Textured surface, powder coated.
Material: Top: Cast aluminium. Reflector part: Cast aluminium. Post: Extruded aluminium. Base plate: Cast aluminium.
Weight: Max 13kg.
Class: Ingress protection IP65. Electric shock protection I w. ground, II w/o ground. IK10.
Light source: Integrated LED unit: LED 3000K 15W, LED 4000K 15W.
Info notes: For in-ground installation, with anchorage unite or with baseplate.



**Flindt Garden
Bollards**

Page: 282
Design: Christian Flindt

Finish: Aluminium coloured or corten coloured. Textured surface, powder coated.
Material: Top: Cast aluminium. Reflector part: Cast aluminium. Post: Extruded aluminium. Base plate: Cast aluminium.
Weight: Max. 5kg.
Class: Ingress protection w/spike: IP 65. Ingress protection w/anchor: IP 65 (Head), IP44 (Anchor). Ingress protection w/base plate: IP 65 (Head), IP44 (Baseplate). Electric shock protection III. IK-Class: IK 5
Light source: LED 2700K, 3000K and 4000K. No dimming. 10W.
Info notes: For in-ground installation, with anchorage unite or with baseplate.



**Kipp Bollard
Bollards**

Page: 284
Design: Alfred Homann

Finish: Aluminium coloured with textured surface or graphite grey, powder coated.
Material: Diffuser: Injection moulded white opal acrylic. Top shade: Die cast aluminium. Enclosure: Injection moulded clear polycarbonate. Frame: Die cast aluminium. Post: Extruded aluminium.
Weight: Max. 20kg.
Class: Ingress protection IP55. Electric shock protection I w. ground, II w/o ground. IK10
Light source: Integrated LED unit: LED 3000K 28W, LED 4000K 28W.
Info notes: For in-ground installation or with baseplate.



**PH 3-2½ Bollard
Bollards**

Page: 286
Design: Poul Henningsen


Finish: Black, powder coated.
Material: Top shade: Spun stainless steel. Middle/lower shade: Spun stainless steel. Shadeholder: Form pressed glass. Post: Stainless steel.
Weight: Max. 7kg.
Class: Ingress protection IP44. Electric shock protection I w. ground.
Light source: 60W E27.



Skot Bollard
Bollards

Page: 288
Design: LK as

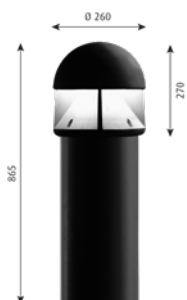
Finish: Aluminium coloured or graphite with textured surface, powder coated.
Material: Injection moulded clear polycarbonate or injection moulded opal polycarbonate.
Base/cross guard: Die cast aluminium.
U-post: Extruded aluminium.
Weight: Max. 11kg.
Class: Ingress protection IP66. Electric shock protection II w/o ground. IK10.
Light source: Integrated LED unit: LED 3000K 8,5W, LED 4000K 8,5W.
Info notes: For in-ground installation or with baseplate.



Toldbod 155 Bollard
Bollards

Page: 289
Design: Louis Poulsen A/S

Finish: Aluminium coloured with textured surface or black with textured surface, powder coated.
Material: Fixture head: Chilled casting aluminium.
Shield: Laser cut acrylic satine.
Arm: Chilled casting aluminium.
Post: Extruded aluminium.
Weight: Max. 2kg.
Class: Ingress protection IP44. Electric shock protection I w. ground. IK05
Light source: 1x40W E14.



Waterfront
Bollards

Page: 290
Design: Dan Borgen Haslov

Finish: Aluminium coloured with textured surface or graphite with textured surface, powder coated.
Material: Enclosure: Injection moulded clear polycarbonate. Housing: Die cast aluminium. Top: Die cast aluminium. Post: Extruded
Weight: Max. 18.5kg.
Class: Ingress protection IP65. Electric shock protection I w. ground, II w/o ground. IK10.
Light source: Integrated LED unit: LED 3000K 28W, LED 4000K 28W.
Info notes: For in-ground installation or with baseplate.



Albertslund Maxi Post
Post

Page: 294
Design: Jens Møller-Jensen

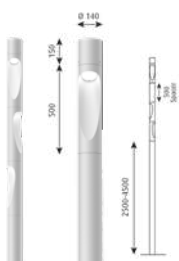
Finish: Aluminium coloured with textured surface, graphite with textured surface or grey, powder coated.
Material: Top shade: Form pressed glass fiber. Enclosure: Injection moulded clear polycarbonate. Heat sink/fixture housing: Die-cast aluminium. Base: Die cast aluminium. Struts: Stainless steel.
Weight: Max. 19kg.
Class: Ingress protection IP66. Electric shock protection I w. ground, II w/o ground. IK10.
Light source: Integrated LED unit: LED 3000K/4000K 55W.



Albertslund Mini Post
Post

Page: 295
Design: Jens Møller-Jensen

Finish: Aluminium coloured with textured surface, graphite with textured surface or grey, powder coated.
Material: Top shade: Form pressed glass fibre. Enclosure: Injection moulded clear polycarbonate. Heat sink/fixture housing: Die-cast aluminium. Console: Die-cast aluminium. Struts: Stainless steel.
Weight: Max. 7.5kg.
Class: Ingress protection IP66. Electric shock protection I w. ground, II w/o ground. IK10.
Light source: Integrated LED unit: LED 3000K/4000K 34W.



Flindt Plaza
Post

Page: 296
Design: Christian Flindt

Finish: Aluminium coloured or corten coloured. Textured surface, powder coated.
Material: Top: Cast aluminium. Head: Cast aluminium. Post: Extruded aluminium. Base plate: Cast aluminium. Diffusor: Polycarbonate.
Weight: Fixture head: Max. 9kg.
Class: Ingress protection IP66. Electric shock protection I w. ground, II w/o ground. IK10.
Light source: Integrated LED 2700K 33W

332



Homann Park

Post

Page: 298

Design: Alfred Homann

Finish: Aluminium coloured with textured surface, powder coated.

Material: Lower diffuser: Injection moulded opal acrylic.
Lower glass: Plate of clear polycarbonate.
Upper diffuser: Injection moulded opal acrylic.
Housing: Die cast aluminium.
Base: Die cast aluminium.

Weight: Max. 7kg.

Class: Ingress protection IP66. Electric shock protection I w. ground, II w/o ground. IK09.

Light source: Integrated LED unit: LED 3000K 17W, LED 4000K 17W, LED 3000K 33W, LED 4000K 33W.



Kipp Post

Post

Page: 300

Design: Alfred Homann

Finish: Aluminium coloured with textured surface or graphite grey, powder coated.

Material: Top shade: White or black, injection moulded ASA.
Enclosure: Injection moulded clear polycarbonate.
Frame: Die cast aluminium.

Weight: Max. 12kg.

Class: Ingress protection IP66. Electric shock protection I w. ground, II w/o ground. IK10.

Light source: Integrated LED unit: LED 3000K 30W, LED 4000K 30W, LED 3000K 66W, LED 4000K 66W.



LP Capsule

Post

Page: 302

Design: Carsten Fischer/
Henning Larsen

Finish: Aluminium coloured with textured surface, powder coated.

Material: Lower shade: Injection moulded clear polycarbonate. With glowing, diffuse opal light in rim. Upper Shade: Injection moulded opal impact resistant PMMA. Housing: Die-cast aluminium. Base: Die cast aluminium.

Weight: Max. 7.6kg.

Class: Ingress protection IP66. Electric shock protection I w. ground, II w/o ground. IK08.

Light source: Integrated LED unit: LED 3000K 17W, LED 4000K 17W, LED 3000K 32W, LED 4000K 32W.



LP Icon

Post

Page: 304

Design: Mads Odgård

Finish: Aluminium coloured with textured surface, powder coated.

Material: Shade: High pressure moulded white opal acrylic. Reflector: Metallized, high pressure moulded polycarbonate. Diffuser LED: Toughened clear glass with silk screen print. Housing: Die cast aluminium.

Weight: Max. 9.5kg.

Class: Ingress protection IP66. Electric shock protection I w. ground, II w/o ground. IK06.

Light source: LED 3000K 35W, LED 4000K 35W, LED 3000K 47W, LED 4000K 47W.



LP Nest

Post

Page: 305

Design: Bystrup Architects

Finish: Aluminium coloured with textured surface or graphite with textured surface, powder coated.

Material: Frame/Louvre: High pressure moulded aluminium.
Top shade: Spun aluminium.
Reflector: Anodised aluminium.
Enclosure: Clear glass.

Weight: Max. 8kg.

Class: Ingress protection IP66. Electric shock protection I w. ground, II w/o ground. IK09.

Light source: Integrated LED unit: LED 3000K 53W, LED 4000K 53W.



LP Xperi

Post

Page: 306

Design: Christian Flindt

Finish: Aluminium coloured with textured surface, powder coated.

Material: Lower shade: Injection moulded clear polycarbonate.
Housing die-cast aluminium.

Weight: Max. 7.1kg.

Class: Electric shock protection I w. ground, II w/o ground. IK class 10. IP class 66.

Light source: Integrated LED unit: LED 3000K 33W, LED 4000K 33W, LED 3000K 66W, LED 4000K 66W.

**Toldbod 290 Post**

Post

Page: 307

Design: Louis Poulsen

Finish: Aluminium coloured with textured surface or black with textured surface, powder coated.

Material: Fixture head: Die cast aluminium.
Shield: Injection moulded clear polycarbonate.
Pole top: Galvanized, steel.

Weight: Max. 8.1kg.

Class: Ingress protection IP65. Electric shock protection I w. ground, II w/o ground. IK08.

Light source: Integrated LED unit: LED 3000K 20W, LED 4000K 20W.

Design to Shape Light

