

PRICE LIST

2022

PRICE LIST 2022 (€)
LISTINO PREZZI 2022 (€)

Bookshelves

BISTROT	10
CAGE-B	12
CAGE-B S	14
CAGE-C	16
CAGE LAYER	18
CAGE PURE	19
STYLE SET	24
TANGRAM	25
UNICODE	27
WEB	28

Cabinets

B-SIDE BUFFET	32
DOGMA	33
FRAME CABINET	37
HYPE SYSTEM	38
LOOM PROGRAM	41
LOOM SYSTEM WINERY WITH STORAGE	46
LOOM SYSTEM SHELVES	48
LOOM SYSTEM SHELVES AND STORAGE	50
LOOM - FR	54
SIDE-X	56
SIDE-X EVO	58
SIDE-X EVO HIGH	59
SLIM SIDE	60
SLIM SIDE HIGH	63
SLIM SIDE VERTICAL	65
TEKE - SIDEBOARD	66
UPPER SIDE	70

Sofas & Armchairs

BOND	74
DOWNTOWN	75
GATTOPARDO	82
HUMAN	86
LAILAND	93
OPUS	97
RADICAL	100
RF ROCK	101
RF	105
S-PERLA	113
VERTIGO	117
BUG	118
GELLY POUF	119
HEXAGON ARMCHAIR	120
HUMAN ARMCHAIR	121
KETCH ARMCHAIR	122
RADICAL ARMCHAIR	123
TAMBOURINE	124
VOYAGE ARMCHAIR	125
LOOSE CUSHIONS	126

Coffee tables

BACKGROUND	130
BE-MINE	131
BIG BANG	132
BLOWN OUT	133
D-CODE	134
GALAXY COFFEE	135
GALAXY MAXI COFFEE	136
GIBSON	137
MONOLITH	141
MUSHROOM	143
NETWORK	144
OCTAGON	146
ORIGAMI	148
OR	149
PEBBLE	150
PLYNTO	151
POKE	152
PRIMITIVE	153
PUDDLE	154
PUDDLE STONE	155
SR-TABLE	156
TOUCH COFFEE	160
TWISTABLE	162
TWISTABLE CONSOLLE	163
W-TABLE	164

Chairs

CHAIR-VA	168
CHAIR-VA ARMRESTS	169
EX-TRA	170
HEXAGON CHAIR, LOUNGE CHAIR AND STOOL	171
H-VOLTAGE	172
IS-A	173
IS-A HIGH	173
JILL & JILL STOOL	174
KETCH	175
NOCE	176
RIO	177
SAVANNA	178
STRIP	179
ZAGG	180

Tables

ALTER EGO	184
K-TABLE 2 BOARDS	185
K-TABLE 3 BOARDS	185
K-DRAWER	186
K-TABLE 1 BOARD	187
K-TABLE 2 BOARDS CONSOLLE	188
LY-TABLE WOOD	189
LY-TABLE WOOD - METAL MESH	190
LY-TABLE STONE - WOOD	191
GIBSON	192
GOTHAM	196
OXYMORON	197
S-PENNY	200
SAETTA	201
SISMA	202
SHIFT TABLE AND LOUNGE TABLE	203
SOPRANO	204
STEALTH	207
SYNAPSE	209
TED	210
TIME	211
ZENITH	212
ZENITH STONE BASE	213
LAZY SUSAN	214

Lighting

ABACO	218
AIRLIGHT	219
BAT	221
CRYSTAL	222
CRYSTAL EVO	223
CRYSTAL XL	224
CRYSTAL METAL	225
COMPOUND	226
FLAT LAMP	227
GHOST	229
GLADIO	231
LIGHT RING	232
LIGHT RING WALL	235
LIGHT RING HORIZONTAL	236
LIGHT RING HORIZONTAL XS	238
LIGHT RING HORIZONTAL POLYGONAL	240
LIGHT RING 5 RING MULTIMATERIC	242
OOPS	243
MAPLE	244
PIPE	245
SKYFALL	247
SPYDER	249
STARLIGHT	253
STARLIGHT MAXI	254
STARLIGHT HORIZONTAL	255
STARLIGHT HORIZONTAL MAXI	256
STARLIGHT HORIZONTAL XL	257
STARLIGHT HORIZONTAL XL MAXI	258
SUPERB-ALL	259
SUPERB-ALL HORIZONTAL	260
TAPE	266
TAPE WALL	267
TELE	268
TEST-ONE	269
TEST-TWO	270
TEST-TREE	271
TUBULAR	272
TUBULAR CEILING - FLOOR	275
TUBULAR WALL	276
TUBULAR HORIZONTAL	277
TUBULAR HORIZONTAL MAXI	278
Y-LIGHT	279
WALL CLIPS	280
WALL CLIPS XL	282

Bedroom

NOCTIS BED	286
NOCTIS SLIM VERTICAL	287
NOCTIS VANITY	288
TWISTABLE CONSOLE NIGHT STAND	289

Accessories

EDGE MIRROR	292
H-VASES	293
H-SILK CARPET	294
HIMALAYA SARTORIAL RUG	295
NEW ZEALAND SARTORIAL RUG	296
NEW ZEALAND SARTORIAL RUG RASATO	297
PATCH SILK RUG	298
CARE KIT	299



	Leather finishes Finitura pelli					
	Cat. 100 / Cat. 200 Cat. 300	Camoscio Cat. 300	Durango Cat. 400	E-Type Cat. 400	Nabuk / Sense Cat. 400	Phantom / Ghost Cat. 500
Human Sofa	●	●	●	●	●	
Lailand Sofa	●	●		●	●	
Opus Sofa	●	●		●	●	
Downtown Sofa	●	●	●	●	●	●
Radical		●	●	●	●	●
RF Rock	●	●		●	●	
RF Sofa	●	●		●	●	
S-Perla Sofa	●	●	●	●	●	
Vertigo Sofa	●	●		●	●	
Gelly Pouf	●	●		●	●	●
Hexagon Armchair	●	●		●	●	
Human Armchair	●	●	●	●	●	
Ketch Armchair		●	●	●	●	
Radical Armchair		●		●	●	●
Voyage Armchair	●	●			●	
Chair-Va		●			●	●
Ex-tra Chair	●	●		●	●	
Hexagon Chair	●	●		●	●	
Is-A Chair	●	●		●	●	
Ketch Chair		●	●	●	●	
Noce Chair					●	
Rio Stool			●	●		
Savanna Chair		●			●	
Strip Chair		●	●	●	Only Nabuk	
Zagg Chair		●	●	●	●	
Side-L		●	●		●	
K-Table			●		Only Sense	
Soprano			●		Only Sense	
W-Table		●	●	●	●	
Bond		●	●	●	●	●
Gattopardo	●	●	●	●	●	● + Mohair
Tambourine	●	●	●	●	●	● + Mohair
Bug						●
H-Voltage						●
Jill & Jill Stool		●	●	●	●	●

Fabrics, Leathers and Stones

Category price Prezzi categoria	cat. 100	cat. 200	cat. 300	cat. 400	cat. 500
------------------------------------	----------	----------	----------	----------	----------

FABRICS	PONCHIELLI	VEGAS	DEDAR KK		MOHAIR (only where specified)
	AXUM	FAUNA	ALPACA		
	DIAMOND	DELIRIUM			
		GALAXY			
		PORTOS			
		GINGER			
		ALCIDE			

LEATHERS			CAMOSCIO	DURANGO	PHANTOM
				E-TYPE	GHOST
				SENSE	
				NABUK	

Category price Prezzi categoria	Stones	Special Stones	Limited Stones
------------------------------------	--------	----------------	----------------

STONES	CAPPUCCINO	ICE ONYX	STR ONYX
	BLACK LAKE	PAONAZZO	WILD ONYX
	SILVER BROWN WAVE		BLACK PEARL
	SBW SOFT		BRECCIA MEDICEA
	WEB GREY		
	TITANIUM		
	BLACK FANTASY		
	OKAPI		
	RAPOLANO		



Back to index

Metals and Woods

Category price Prezzi categoria					
------------------------------------	--	--	--	--	--

METALS	BRASS PATINA	BURNISHED TITANIUM	H-PALE GOLD	SAND CAST SILVER	METAL MESH TWEET
	BLACK BURNISHED BRASS	BURNISHED PLATINUM	H-SILVER PATINA	SAND CAST BRONZE	METAL MESH
	BURNISHED BRASS	BLACK BURNISHED STEEL	H-SILVER BLACK	SAND CAST BRASS	
			H-SILVER	SAND CAST PELTRO	

WOODS	BLACK EUCALYPTUS THERMOWOOD	SWAMP ELM	H-PIUMA	FOREST FUSION
	EUCALYPTUS THERMOWOOD	SWAMP OAK	H-PIUMA LIGHT	FOREST FUSION BLACK
	OAK THERMOWOOD	SWAMP OLIVE ASH		

Bookshelves

BISTROT
CAGE-B
CAGE-B S
CAGE-C
CAGE LAYER
CAGE PURE
STYLE SET
TANGRAM
UNICODE
WEB

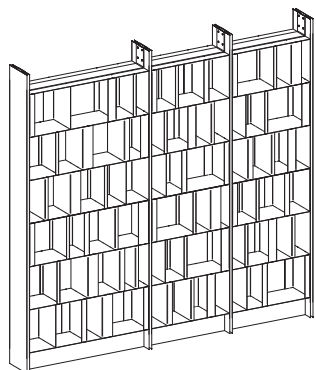
HENGE®

Code | Codice

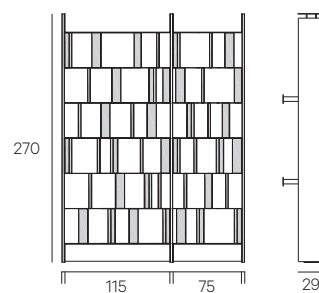
Burnished Platino
Burnished Titanio

Burnished Brass

BISTROT

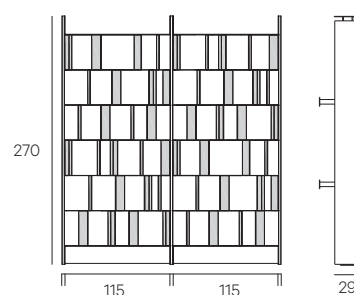


Bookshelf | Libreria 198x29x270h



LB.050BS310	22.588	30.885
-------------	--------	--------

Bookshelf | Libreria 238x29x270h



LB.050BS320	25.365	34.428
-------------	--------	--------

TECHNICAL INFORMATION

Structure

Side panels - 2.7 cm thickness of solid wood covered with metal.

Structure finishes

Burnished Brass, Black Burnished Brass or Steel finish, Burnished Platino and Burnished Titanio hand made using traditional techniques. Base and wall support in Black Burnished Steel made using traditional techniques.

DIMENSIONS

Cm 198x29x270h

Cm 238x29x270h

Cm 276x29x270h

Cm 316x29x270h

INFORMAZIONI TECNICHE

Struttura

Colonne esterne di legno listellare sp. 2,7 cm rivestita in metallo.

Finiture struttura

Ottone brunito, ottone brunito nero o acciaio finitura platino brunito e titanio brunito a mano con tecniche tradizionali. Piedini e ponte di unione in Acciaio brunito nero.

DIMENSIONI

Cm 198x29x270h

Cm 238x29x270h

Cm 276x29x270h

Cm 316x29x270h

Surcharge for Black Burnished Brass 5% from Burnished Brass price
Maggiorazione per finitura ottone brunito nero 5% dal prezzo dell'ottone

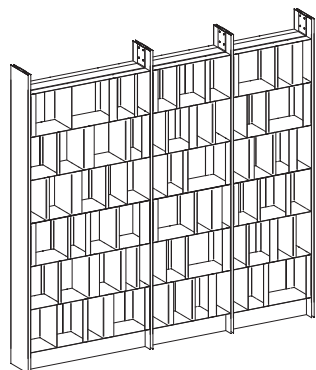
HENGE®

Code | Codice

Burnished Platino
Burnished Titanio

Burnished Brass

BISTROT



TECHNICAL INFORMATION

Structure

Side panels - 2.7 cm thickness of solid wood covered with metal.

Structure finishes

Burnished Brass, Black Burnished Brass or Steel finish, Burnished Platino and Burnished Titanio hand made using traditional techniques. Base and wall supports in Black Burnished Steel made using traditional techniques.

DIMENSIONS

Cm 198x29x270h

Cm 238x29x270h

Cm 276x29x270h

Cm 316x29x270h

INFORMAZIONI TECNICHE

Struttura

Colonne esterne di legno listellare sp. 2,7 cm rivestita in metallo.

Finiture struttura

Ottone brunito, ottone brunito nero o acciaio finitura platino brunito e titanio brunito a mano con tecniche tradizionali. Piedini e ponte di unione in Acciaio brunito nero.

DIMENSIONI

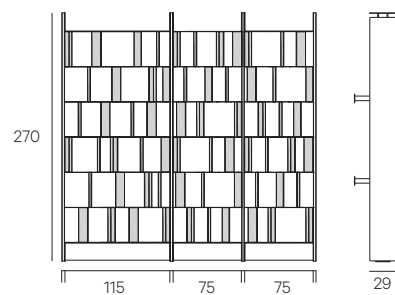
Cm 198x29x270h

Cm 238x29x270h

Cm 276x29x270h

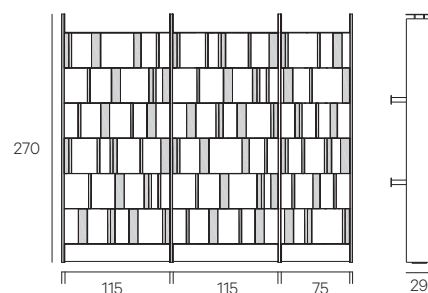
Cm 316x29x270h

Bookshelf | Libreria 276x29x270h



LB.050BS330	31.084	43.374
-------------	--------	--------

Bookshelf | Libreria 316x29x270h

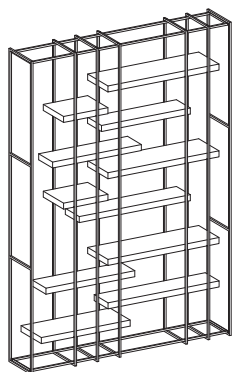


LB.050BS340	33.459	46.660
-------------	--------	--------

Surcharge for Black Burnished Brass 5% from Burnished Brass price
Maggiorazione per finitura ottone brunito nero 5% dal prezzo dell'ottone

HENGE®

CAGE-B



TECHNICAL INFORMATION

Structure

Square solid Steel uprights, 1,5x1,5 cm - Shelf supports in Steel.
Square Brass pipe uprights, 1,5x1,5 cm - Shelf supports in brass.

Structure Finish

Black Burnished Steel using traditional techniques.
Burnished Brass made using traditional techniques.

Shelves

Plywood 5 cm thickness.

Shelves Finish

Heat-treated woods as per our samples, Swamp Oak and Swamp Elm finished with oil made of natural wax and water.

DIMENSIONS

Cm 180x35x260h
Cm 180x45x260h
Cm 240x35x260h
Cm 240x45x260h

SIZES CAN BE CUSTOMIZED

INFORMAZIONI TECNICHE

Struttura

Montanti in acciaio quadrato pieno 1,5x1,5 cm - supporti ripiani in acciaio.
Montanti in ottone quadro tubolare 1,5x1,5 cm - supporti ripiani in ottone.

Finitura Struttura

Acciaio brunito nero a mano usando tecniche tradizionali, Ottone brunito a mano usando tecniche tradizionali.

Ripiani

Legno listellare spessore 5 cm.

Finitura Ripiani

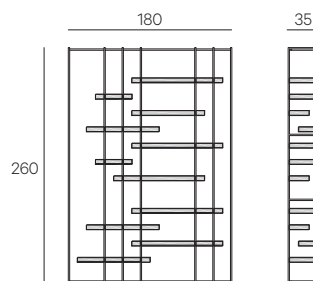
Legni termotrattati nelle finiture a campionario, rovere di palude e olmo di palude finiti ad olio a base di cera naturale ed acqua.

DIMENSIONI

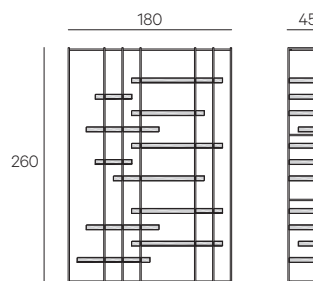
Cm 180x35x260h
Cm 180x45x260h
Cm 240x35x260h
Cm 240x45x260h

PERSONALIZZABILE A DISEGNO

Bookshelf | Libreria 180x35x260h



Bookshelf | Libreria 180x45x260h



Finishes Finitura	Code Codice	Black Burnished Steel	Burnished Brass
---------------------	---------------	-----------------------	-----------------

Wood types - Tipi di legno

Oak Thermowood	LB.010CB010	11.753	14.933
Eucalyptus Thermowood			
Black Eucalyptus Thermowood			
Swamp Oak Swamp Elm		12.187	15.367

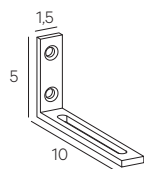
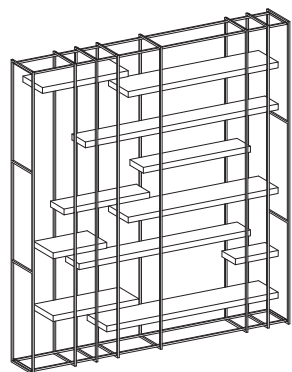
Wood types - Tipi di legno

Oak Thermowood	LB.010CB020	12.857	16.122
Eucalyptus Thermowood			
Black Eucalyptus Thermowood			
Swamp Oak Swamp Elm		13.374	16.639

Surcharge for Black Burnished Brass 3% from Burnished Brass price
Maggiorazione per finitura ottone brunito nero 3% dal prezzo dell'ottone

HENGE®

CAGE-B

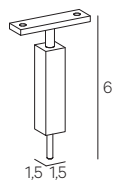


LB.010CB810

Wall support kit - Kit supporto a parete

Included in the price - Incluso nel prezzo

Distance from wall 0 to 5 cm - Distanza da parete da 0 a 5 cm

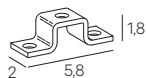


LB.010CB800

Ceiling support kit - Kit supporto a soffitto

206 euro set of two - la coppia

Distance from ceiling 5 to 10 cm - Distanza da soffitto da 5 a 10 cm

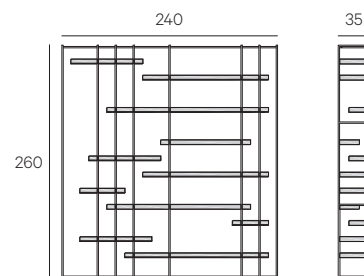


LB.010CB820

Floor support kit - Kit supporto pavimento

206 euro set of two - la coppia

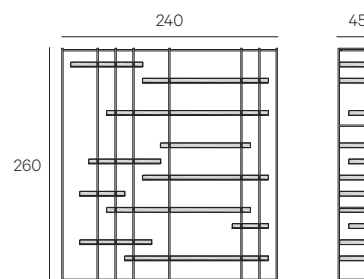
Bookshelf | Libreria 240x35x260h



Wood types - Tipi di legno

Oak Thermowood	LB.010CB030	15.620	19.347
Eucalyptus Thermowood			
Black Eucalyptus Thermowood			
Swamp Oak Swamp Elm		16.725	20.401

Bookshelf | Libreria 240x45x260h



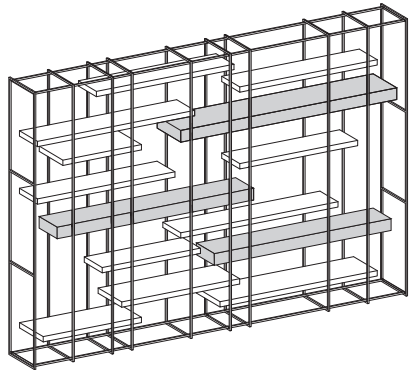
Wood types - Tipi di legno

Oak Thermowood	LB.010CB040	18.058	20.686
Eucalyptus Thermowood			
Black Eucalyptus Thermowood			
Swamp Oak Swamp Elm		20.472	22.159

Surcharge for Black Burnished Brass 3% from Burnished Brass price
Maggiorazione per finitura ottone brunito nero 3% dal prezzo dell'ottone

HENGE®

CAGE-B S



TECHNICAL INFORMATION

Structure

Square solid Steel uprights, 1,5x1,5 cm, Steel shelf supports.
Square brass pipe uprights, 1,5x1,5 cm, brass shelf supports.

Structure Finish

Black Burnished Steel made using traditional techniques.
Hand Burnished Brass made using traditional techniques.

Shelves

Plywood 5 cm thickness.

Plywood 10 cm thickness folded with metal matching the structure.
(Metal shelves are grayed out on the image).

Shelves Finish

Heat-treated woods as per our samples, Swamp Oak and Swamp Elm
finished with oil made of natural wax and water.

SIZES CAN BE CUSTOMIZED

INFORMAZIONI TECNICHE

Struttura

Montanti in acciaio quadro pieno 1,5x1,5 cm, supporti ripiani in acciaio.
Montanti in ottone quadro tubolare 1,5x1,5 cm, supporti ripiani in ottone.

Finitura Struttura

Acciaio finitura brunito nero secondo le tecniche tradizionali.
Ottone brunito a mano secondo le tecniche tradizionali.

Ripiani

Legno listellare spessore 5 cm.

Legno listellare spessore 10 cm rivestito in metallo coordinato con la
struttura. (I ripiani in metallo sono segnalati in grigio).

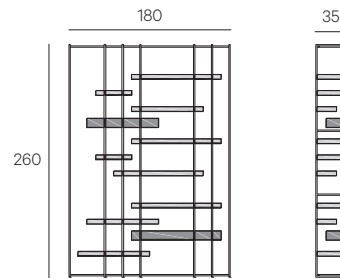
Finitura Ripiani

Legni termotrattati nelle finiture a campionario, rovere di palude e olmo di
palude finiti ad olio a base di cera naturale ed acqua.

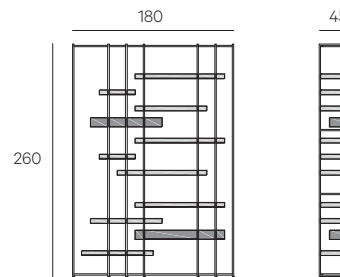
Acciaio finitura brunito nero e ottone brunito a mano secondo le tecniche
tradizionali.

PERSONALIZZABILE A DISEGNO

Bookshelf | Libreria 180x35x260h



Bookshelf | Libreria 180x45x260h



Finishes Finitura	Code Codice	Black Burnished Steel	Burnished Brass
---------------------	---------------	-----------------------	-----------------

Wood types - Tipi di legno

Oak Thermowood	LB.015CBS010	16.279	19.794
Eucalyptus Thermowood			
Black Eucalyptus Thermowood			
Swamp Oak Swamp Elm		18.500	21.467

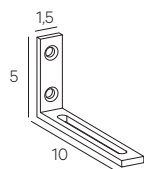
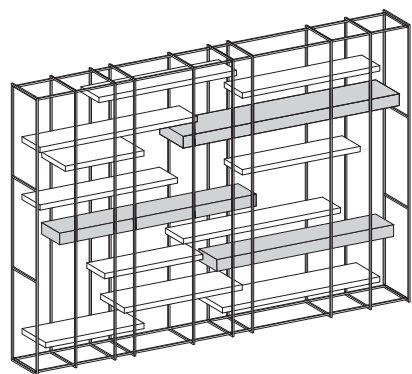
Wood types - Tipi di legno

Oak Thermowood	LB.015CBS020	18.985	22.440
Eucalyptus Thermowood			
Black Eucalyptus Thermowood			
Swamp Oak Swamp Elm		21.643	24.589

Surcharge for Black Burnished Brass 3% from Burnished Brass price
Maggiorazione per finitura ottone brunito nero 3% dal prezzo dell'ottone

HENGE®

CAGE-B S

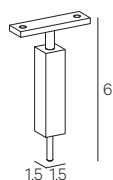


LB.010CB810

Wall support kit - Kit supporto a parete

Included in the price - Incluso nel prezzo

Distance from wall 0 to 5 cm - Distanza da parete da 0 a 5 cm

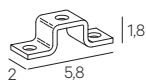


LB.010CB800

Ceiling support kit - Kit supporto a soffitto

206 euro set of two - la coppia

Distance from ceiling 5 to 10 cm - Distanza da soffitto da 5 a 10 cm

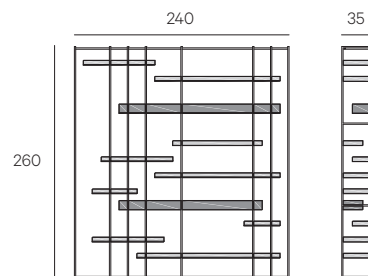


LB.010CB820

Floor support kit - Kit supporto pavimento

206 euro set of two - la coppia

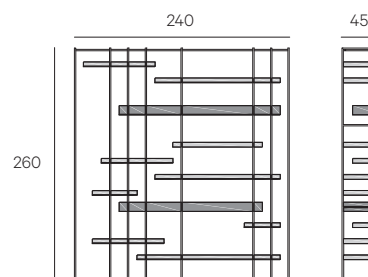
Bookshelf | Libreria 240x35x260h



Wood types - Tipi di legno

Oak Thermowood	LB.015CBS030	21128	24.864
Eucalyptus Thermowood			
Black Eucalyptus Thermowood			
Swamp Oak Swamp Elm		23.582	27.125

Bookshelf | Libreria 240x45x260h



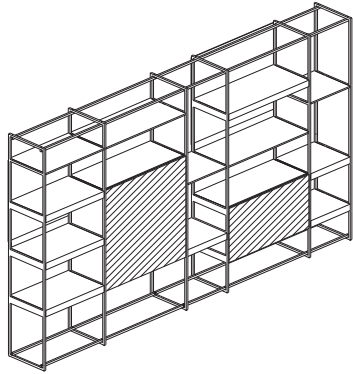
Wood types - Tipi di legno

Oak Thermowood	LB.015CBS040	24.669	27.934
Eucalyptus Thermowood			
Black Eucalyptus Thermowood			
Swamp Oak Swamp Elm		27.324	30.444

Surcharge for Black Burnished Brass 3% from Burnished Brass price
Maggiorazione per finitura ottone brunito nero 3% dal prezzo dell'ottone

HENGE®

CAGE-C



Structure

Square Brass pipe structure, 1,5x1,5 cm - P. 45 cm.

Finish

Hand burnished brass made using traditional techniques.

5 cm thickness shelves in solid wood - Brass 1.1 cm thickness.

Storage units and back panels, sp. 2 cm

Finish

Shelves h5 cm finished in heat treated Black Eucalyptus and Eucalyptus, heat-treated Oak, Swamp Oak and Swamp Elm. Structure in Brass finish, Hand-Burnished using traditional techniques. Shelves and containers with plant finished with oil made of natural wax and water. Shelves of brass with 1.1 cm thickness, hand burnished finish made using traditional techniques.

45 cm depths available.

TV Panel

Made of 2cm thick blackboard wood. Mounted at 35 cm from the front and 8 cm from the back.

SIZES CAN BE CUSTOMIZED

Struttura

Struttura in ottone tubolare quadro 1,5x1,5 cm - P. 45 cm.

Finitura

Finitura brunita a mano secondo le tecniche tradizionali.

Ripiani in legno listellare spessore 5 cm e ottone sp. 1,1 cm.

Contentori e schienale porta TV, sp. 2 cm

Finitura

Ripiani H 5 cm, finitura in Eucalipto e Eucalipto Nero termo trattato, Rovere termo trattato, Rovere di palude e Swamp Elm. Struttura in ottone brunito a mano secondo le tecniche tradizionali. Finitura mensole e contenitori olio a base di cera naturale ed acqua. Ripiani sp. 1,1 cm in ottone brunito a mano secondo le tecniche tradizionali.

Realizzata in profondità 45 cm.

Pannello tv

Legno listellare da 2cm. Montato a 35 cm dalla parte frontale e 8 cm dalla parte posteriore.

PERSONALIZZABILE A DISEGNO

Finishes | Finitura

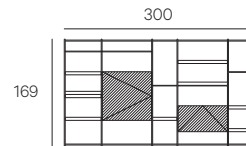
Code | Codice

Thermowood

Swamp Oak
Swamp Elm

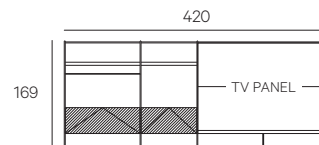
Shelves | Mensole

Bookshelf | Libreria 300x45x169h



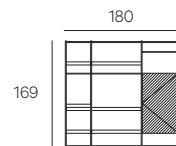
Burnished Brass	LB.020CC010	26.467	29.242
-----------------	-------------	--------	--------

Bookshelf TV panel | Libreria con modulo TV 420x45x169h



Burnished Brass	LB.020CC020	22.060	25.168
-----------------	-------------	--------	--------

Bookshelf | Libreria 180x45x169h



Burnished Brass	LB.020CC030	17.470	18.056
-----------------	-------------	--------	--------

Surcharge for Black Burnished Brass 5% from Burnished Brass price
Maggiorazione per finitura ottone brunito nero 5% dal prezzo dell'ottone



HENGE®

Finishes | Finitura

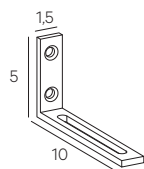
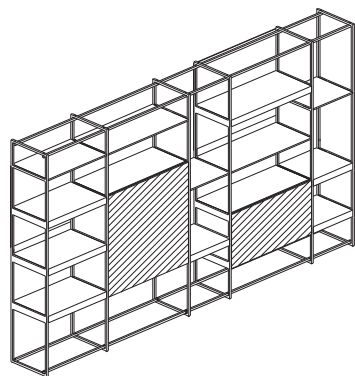
Code | Codice

Thermowood

 Swamp Oak
Swamp Elm

Shelves | Mensole

CAGE-C

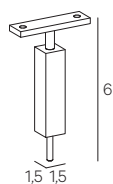


LB.010CB810

Wall support kit - Kit supporto a parete

Included in the price - Incluso nel prezzo

Distance from wall 0 to 5 cm - Distanza da parete da 0 a 5 cm

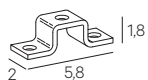


LB.010CB800

Ceiling support kit - Kit supporto a soffitto

206 euro set of two - La coppia

Distance from ceiling 5 to 10 cm - Distanza da soffitto da 5 a 10 cm

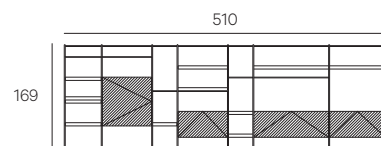


LB.010CB820

Floor support kit - Kit supporto pavimento

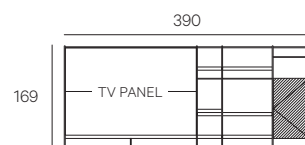
206 euro set of two - La coppia

Bookshelf | Libreria 510x45x169h



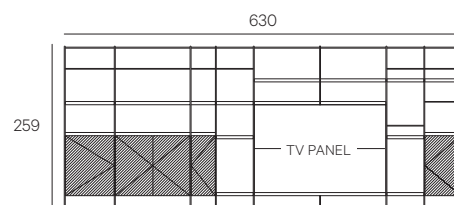
Burnished Brass	LB.020CC040	28.042	43.362
-----------------	-------------	--------	--------

Bookshelf TV panel | Libreria con modulo TV 390x45x169h



Burnished Brass	LB.020CC060	22.279	23.544
-----------------	-------------	--------	--------

Bookshelf | Libreria 630x45x259h



Burnished Brass	LB.020CC070	52.827	57.240
-----------------	-------------	--------	--------

 Back panel in cappuccino stone MTL
Schienale marmo cappuccino MTL

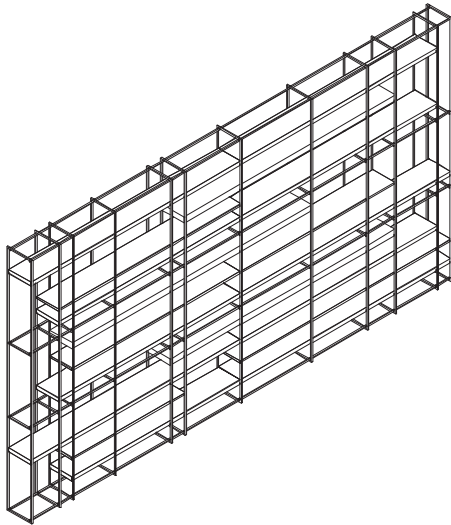
LB.020CC910

4.712

 Surcharge for Black Burnished Brass 5% from Burnished Brass price
Maggiorazione per finitura ottone brunito nero 5% dal prezzo dell'ottone

HENGE®

CAGE LAYER



TECHNICAL INFORMATION

Structure
Square metal structure available in the selected options
1,5 cm thickness.

Shelves

Solid wood 7,5 cm
Metal 2,5h cm and 5h cm

Shelf Finishes

Woods available from our range.

* Sizes can be customised

INFORMAZIONI TECNICHE

Struttura

Struttura in metallo quadrato disponibile nelle opzioni specifiche.
1,5 cm di spessore

Ripiani

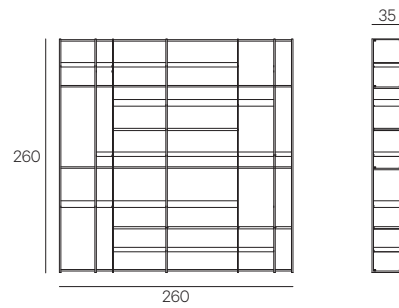
Legno massello 7,5 cm
Metallo da 2,5h cm e 5h cm

Finiture Ripiani

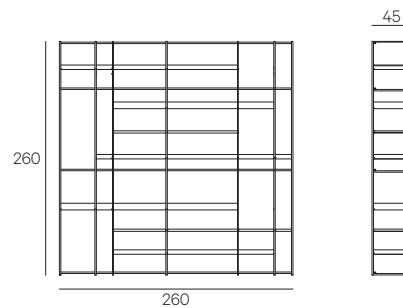
Legni disponibili nella nostra collezione

* Le misure possono essere personalizzate

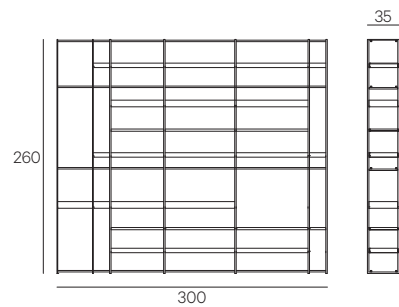
Dimensions | Dimensioni 260x35x260h



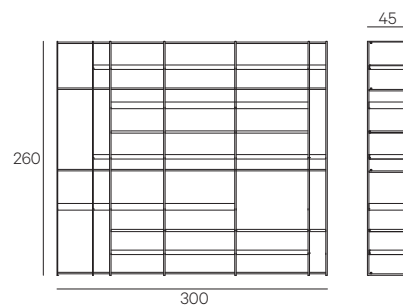
Dimensions | Dimensioni 260x45x260h



Dimensions | Dimensioni 300x35x260h



Dimensions | Dimensioni 300x45x260h



Finishes Finitura	Code Codice	Black Burnished Steel	Burnished Brass	Black Burnished Brass
---------------------	---------------	-----------------------	-----------------	-----------------------

Wood types - Tipi di legno

Oak Thermowood	BCLY-22-001	23.068	27.873	29.046
Eucalyptus Thermowood				
Black Eucalyptus Thermowood				
Swamp Oak Swamp Elm Swamp Olive Ash	23.322	28.102	29.275	

Wood types - Tipi di legno

Oak Thermowood	BCLY-22-002	24.922	29.669	30.843
Eucalyptus Thermowood				
Black Eucalyptus Thermowood				
Swamp Oak Swamp Elm Swamp Olive Ash	25.208	29.927	31.100	

Wood types - Tipi di legno

Oak Thermowood	BCLY-22-003	28.605	33.801	35.032
Eucalyptus Thermowood				
Black Eucalyptus Thermowood				
Swamp Oak Swamp Elm Swamp Olive Ash	28.924	34.087	35.318	

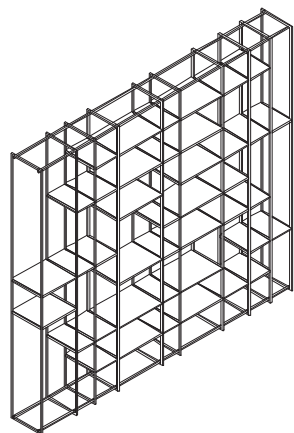
Wood types - Tipi di legno

Oak Thermowood	BCLY-22-004	30.700	35.814	37.045
Eucalyptus Thermowood				
Black Eucalyptus Thermowood				
Swamp Oak Swamp Elm Swamp Olive Ash	31.209	36.272	37.503	

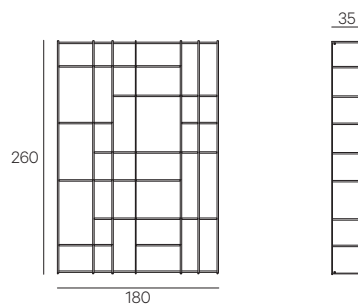
HENGE®

Finishes Finitura	Code Codice	Black Burnished Steel	Burnished Brass	Black Burnished Brass
Shelves Mensole				

CAGE PURE

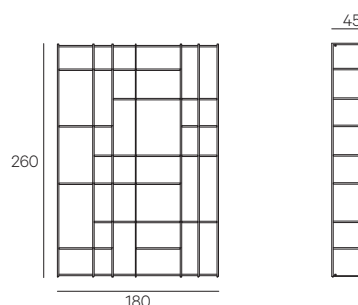


Dimensions | Dimensioni 180x35x260h



Burnished Brass	BCPR-22-001	20.733	26.492	27.514
-----------------	-------------	--------	--------	--------

Dimensions | Dimensioni 180x45x260h



Burnished Brass	BCPR-22-002	21.533	28.224	29.245
-----------------	-------------	--------	--------	--------

TECHNICAL INFORMATION

Structure

Square metal structure available in the selected options
1,5 cm thickness.

Shelves

Metal 1,5h cm

Shelf Finishes

Matching with the structure.

* Sizes can be customised

INFORMAZIONI TECNICHE

Struttura

Struttura in metallo quadrato disponibile nelle opzioni specifiche.
1,5 cm di spessore

Ripiani

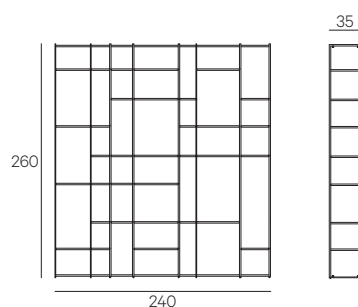
Metallo da 1,5h cm

Finiture Ripiani

Coordinate con metallo struttura

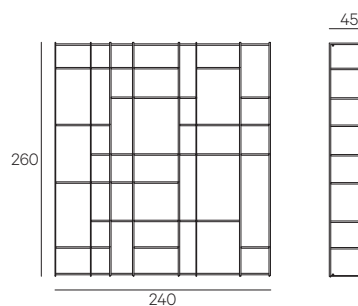
* Le misure possono essere personalizzate

Dimensions | Dimensioni 240x35x260h



Burnished Brass	BCPR-22-003	27.421	34.844	37.202
-----------------	-------------	--------	--------	--------

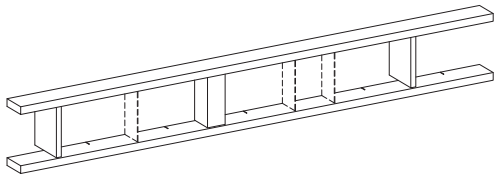
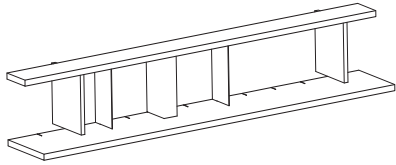
Dimensions | Dimensioni 240x45x260h



Burnished Brass	BCPR-22-004	27.628	31.524	33.878
-----------------	-------------	--------	--------	--------

HENGE®

STYLE SET



Suspended modular bookshelf.

Structure

Structure in 36 cm thickness solid wood. Uprights in 2.5 cm thickness solid wood.

Finish

Heat-treated woods as per our samples and Swamp Oak, Swamp Elm finished with oil made of natural wax and water.

Storage units

2.5 cm thickness of solid wood. Optional metal finish Black Burnished Steel, Burnished Titano, Burnished Platino, Burnished Brass, Black Burnished Brass made using traditional hand techniques.

TV Panel

Solid wood covered with Black Burnished Steel cm 190x4x90h.

Internal Partitions

3 mm solid metal in Black Burnished Steel, Burnished Titano, Burnished Platino, Burnished Brass, Black Burnished Brass, Black Burnished Steel, made using traditional techniques. H-Silver®, H-Silver® Patina, H-Silver® Black, Brass Patina, Shine copper.

9 cm solid wood fix folded with metal in Black Burnished Steel, Burnished Titano, Burnished Platino, Burnished Brass, Black Burnished Brass, made using traditional hand techniques. H-Silver®, H-Silver® Patina, H-Silver® Black, Brass Patina, Shine copper.

Wall Light Kit

Sidelight top-bottom, cover in Black Burnished Steel, Burnished Titano, Burnished Platino, Burnished Brass, Black Burnished Brass, made using traditional hand techniques. H-Silver®, H-Silver® Patina, H-Silver® Black, Brass Patina, Shine copper.

160 x 15 cm led 3000 k - 21 W

240 x 15 cm led 3000 k - 33 W

DIMENSIONS

Cm 160x20x25h (included internal partition n.1 da 0.3 cm e n.1 da 9 cm)

Cm 160x20x31h (included internal partition n.1 da 0.3 cm e n.1 da 9 cm)

Cm 160x20x43h (included internal partition n.1 da 0.3 cm e n.1 da 9 cm)

Cm 240x20x25h (included internal partition n.2 da 0.3 cm e n.1 da 9 cm)

Cm 240x20x31h (included internal partition n.2 da 0.3 cm e n.1 da 9 cm)

Cm 240x20x43h (included internal partition n.2 da 0.3 cm e n.1 da 9 cm)

Cm 160x32x25h (included internal partition n.1 da 0.3 cm e n.1 da 9 cm)

Cm 160x32x31h (included internal partition n.1 da 0.3 cm e n.1 da 9 cm)

Cm 160x32x43h (included internal partition n.1 da 0.3 cm e n.1 da 9 cm)

Cm 240x32x25h (included internal partition n.2 da 0.3 cm e n.1 da 9 cm)

Cm 240x32x31h (included internal partition n.2 da 0.3 cm e n.1 da 9 cm)

Cm 240x32x43h (included internal partition n.2 da 0.3 cm e n.1 da 9 cm)

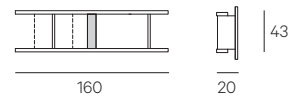
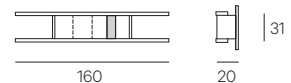
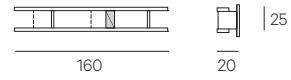
Storage unit cm 160x32x31h

Storage unit cm 240x32x31h

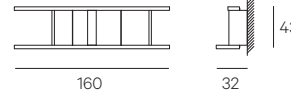
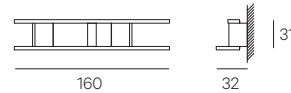
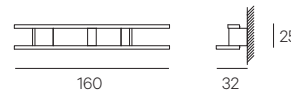
Tv panel cm 190x4x90h

SIZES CAN BE CUSTOMIZED

Bookshelf | Libreria 160x20



Bookshelf | Libreria 160x32



Code Codice	Structure Struttura	H 25 cm	H 31 cm	H 43 cm
Structure Struttura				

Wood types - Tipi di legno

LB.060STS010	Oak Thermowood			
	Heat-treated Eucalyptus	2.285	2.392	2.537
LB.060STS020	Black Eucalyptus			
	Swamp Oak Swamp Elm	2.462	2.575	2.730

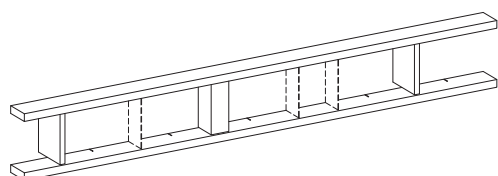
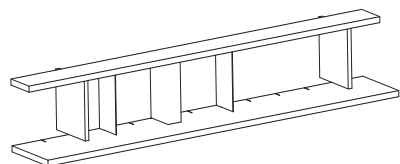
Wood types - Tipi di legno

LB.066STE010	Oak Thermowood			
	Heat-treated Eucalyptus	2.534	2.684	2.915
LB.066STE020	Black Eucalyptus			
	Swamp Oak Swamp Elm	2.800	2.958	3.205



HENGE®

STYLE SET



Struttura

Struttura in legno listellare spessore 3,6 cm.
Montanti in legno listellare spessore 2,5 cm.

Finiture

Legni termizzati nelle finiture a campionario, rovere di palude, olmo di palude, finitura ad olio a base di cera naturale ed acqua.

Contenitori

Legno listellare spessore 2,5 cm nelle finiture a campionario. Optional finiture metallo Acciaio brunito nero, Titanio brunito, Platino brunito, ottone brunito, ottone brunito nero.

Pannello porta TV

In legno listellare rivestito con Acciaio brunito nero cm 190x4x90h.

Partizioni interne

In metallo spessore 3 mm in Acciaio brunito nero, Titanio brunito, Platino brunito, ottone brunito, ottone brunito nero, H-Silver®, H-Silver® Patina, H-Silver® Black, ottone patina, rame lucido.

In metallo spessore 9 cm fisso in Acciaio brunito nero, Titanio brunito, Platino brunito, ottone brunito, ottone brunito nero, H-Silver®, H-Silver® Patina, H-Silver® Black, ottone patina, rame lucido.

Wall Light Kit

Luce radente alto-basso copertura in Acciaio brunito nero, Titanio brunito, Platino brunito, ottone brunito, ottone brunito nero, H-Silver®, H-Silver® Patina, H-Silver® Black, ottone patina, rame lucido.

160 x 15 cm led 3000 k - 21 W

240 x 15 cm led 3000 k - 33 W

DIMENSIONI

Cm 160x20x25h (partizioni interne previste n.1 da 0,3 cm e n.1 da 9 cm)

Cm 160x20x31h (partizioni interne previste n.1 da 0,3 cm e n.1 da 9 cm)

Cm 160x20x43h (partizioni interne previste n.1 da 0,3 cm e n.1 da 9 cm)

Cm 240x20x25h (partizioni interne previste n.2 da 0,3 cm e n.1 da 9 cm)

Cm 240x20x31h (partizioni interne previste n.2 da 0,3 cm e n.1 da 9 cm)

Cm 240x20x43h (partizioni interne previste n.2 da 0,3 cm e n.1 da 9 cm)

Cm 160x32x25h (partizioni interne previste n.1 da 0,3 cm e n.1 da 9 cm)

Cm 160x32x31h (partizioni interne previste n.1 da 0,3 cm e n.1 da 9 cm)

Cm 160x32x43h (partizioni interne previste n.1 da 0,3 cm e n.1 da 9 cm)

Cm 240x32x25h (partizioni interne previste n.2 da 0,3 cm e n.1 da 9 cm)

Cm 240x32x31h (partizioni interne previste n.2 da 0,3 cm e n.1 da 9 cm)

Cm 240x32x43h (partizioni interne previste n.2 da 0,3 cm e n.1 da 9 cm)

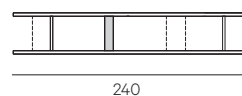
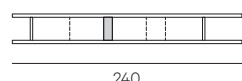
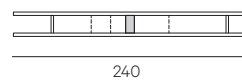
Contenitori cm 160x32x31h

Contenitori cm 240x32x31h

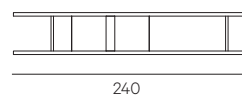
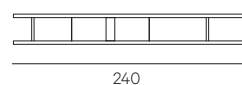
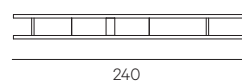
Pannello porta TV cm 190x4x90h

PERSONALIZZABILE A DISEGNO

Bookshelf | Libreria 240x20



Bookshelf | Libreria 240x32



Code Codice	Structure Struttura	H 25 cm	H 31 cm	H 43 cm
Structure Struttura				

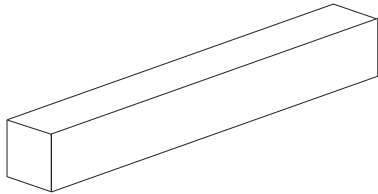
Wood types - Tipi di legno

LB.060STS040	Oak Thermowood			
	Heat-treated Eucalyptus	2.679	2.786	2.931
LB.060STS050	Black Eucalyptus			
	Swamp Oak Swamp Elm	2.930	3.042	3.198

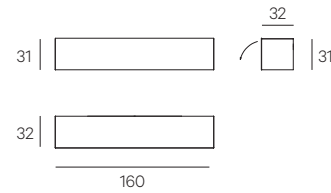
Wood types - Tipi di legno

LB.066STE040	Oak Thermowood			
	Heat-treated Eucalyptus	2.952	3.381	3.443
LB.066STE050	Black Eucalyptus			
	Swamp Oak Swamp Elm	3.330	3.768	3.846

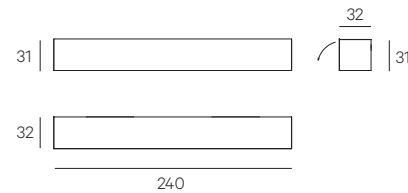
STYLE SET



Storage unit | Contenitore 160 cm



Storage unit | Contenitore 240 cm



Wood types - Tipi di legno

LB.064STB020	Thermowood	3.697
	Swamp Oak Swamp Elm	4.122
	Black Burnished Steel	4.644
	Burnished Platino Burnished Titanio	5.034
	Burnished Brass	5.227
	Black Burnished Brass	5.389

Wood types - Tipi di legno

LB.064STB050	Thermowood	4.246
	Swamp Oak Swamp Elm	5.332
	Black Burnished Steel	6.334
	Burnished Platino Burnished Titanio	7.587
	Burnished Brass	6.954
	Black Burnished Brass	7.002

Wood types - Tipi di legno

LB.062STV190	Black Burnished Steel	5.882
--------------	-----------------------	-------

Storage units

2.5 cm thickness of solid wood. Optional metal finish Black Burnished Steel, Burnished Titano, Burnished Platino, Burnished Brass, Black Burnished Brass made using traditional hand techniques.

TV Panel

Solid wood covered with Black Burnished Steel cm 190x4x90h.

DIMENSIONS

Storage unit cm 160x32x31h

Storage unit cm 240x32x31h

Tv panel cm 190x4x90h

SIZES CAN BE CUSTOMIZED

Contenitori

Legno listellare spessore 2,5 cm nelle finiture a campionario. Optional finiture metallo Acciaio brunito nero, Titanio brunito, Platino brunito, ottone brunito, ottone brunito nero.

Pannello porta TV

In legno listellare rivestito con Acciaio brunito nero cm 190x4x90h.

DIMENSIONI

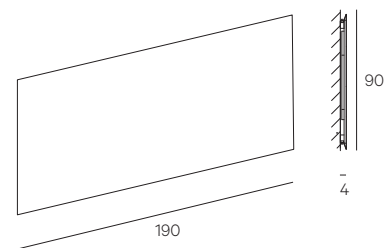
Contenitori cm 160x32x31h

Contenitori cm 240x32x31h

Pannello porta TV cm 190x4x90h

PERSONALIZZABILE A DISEGNO

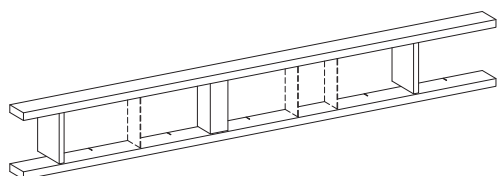
TV panel | Pannello porta TV 190x4x90h





HENGE®

STYLE SET



Internal Partitions

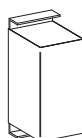
3 mm of solid metal in Black Burnished Steel, Burnished Titano, Burnished Platino, Burnished Brass, Black Burnished Brass, Black Burnished Steel made using traditional hand techniques. H-Silver®, H-Silver® Patina, H-Silver® Black, Brass Patina, Shine copper.

9 cm of solid wood (fixed) covered with metal in Black Burnished Steel, Burnished Titano, Burnished Platino, Burnished Brass, Black Burnished Brass, H-Silver®, H-Silver® Patina, H-Silver® Black, Brass Patina, Shine copper. All made using traditional hand techniques.

Partizioni interne

In metallo spessore 3 mm in Acciaio brunito nero, Titanio brunito, Platino brunito, ottone brunito, ottone brunito nero, H-Silver®, H-Silver® S, H-Silver® B, ottone patina, rame lucido.

In metallo spessore 9 cm fisso in Acciaio brunito nero, Titanio brunito, Platino brunito, ottone brunito, ottone brunito nero, H-Silver®, H-Silver® Patina, H-Silver® Black, ottone patina, rame lucido.



Code | Codice

Thickness | Spessore

H 25 cm

H 31 cm

H 43 cm

Structure | Struttura

Internal partitions | Partizioni interne

3 mm solid metal - Metalli

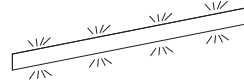

Code Codice	Thickness Spessore	H 25 cm	H 31 cm	H 43 cm	
LB.060STP010	H cm 25	Black Burnished Steel	145	149	154
		Burnished Platino Burnished Titano	145	149	154
		Burnished Brass	267	276	285
LB.060STP020	H cm 31	Black Burnished Brass	293	303	313
		Brass Patina	358	370	382
LB.060STP030	H cm 43	Shine Copper	411	411	411
		H-Silver®	384	397	410
		H-Silver® Patina H-Silver® Black	384	397	410

Fixed 9 cm Solid wood folded with Metal Partition - Partizione in legno listellare rivestito in metallo fissa

Code Codice	Thickness Spessore	H 25 cm	H 31 cm	H 43 cm	
LB.060STP040	H cm 25	Black Burnished Steel	188	193	199
		Burnished Platino Burnished Titano	188	193	199
		Burnished Brass	287	295	303
LB.060STP050	H cm 31	Black Burnished Brass	320	328	337
		Brass Patina	321	329	337
LB.060STP060	H cm 43	Shine Copper	408	419	430
		H-Silver®	430	442	454
		H-Silver® Patina H-Silver® Black	430	442	454

HENGE®

STYLE SET



L. 160x15h
L. 240x15h

Wall Light Kit | Kit Luci a parete

Metals - Metalli

Code Codice	Finish Finitura	L 160 cm	L 240 cm
LB.060STSL160 L cm 160 LB.060STSL240 L cm 240	Black Burnished Steel	1785	2502
	Burnished Platino Burnished Titanio	1946	2683
	Burnished Brass	2244	3075
	Black Burnished Brass	2354	3299
	Brass Patina	2473	3333
	Shine Copper	2645	3563
	H-Silver® H-Silver® Patina H-Silver® Black	2726	3797

Wall Light Kit

Side lights (top-bottom), built in a Black Burnished Steel plate. Finished in Burnished Titano, Burnished Platino, Burnished Brass, Black Burnished Brass, H-Silver®, H-Silver® Patina, H-Silver® Black, Brass Patina, Shine copper all made using traditional hand techniques.

DIMENSIONS

160x15 cm led 3000K - 21 W
240x15 cm led 3000K - 33 W
*2700K available upon request

Kit luci a parete

Luce radente alto-basso copertura in Acciaio brunito nero, Titanio brunito, Platino brunito, ottone brunito, ottone brunito nero, H-Silver®, H-Silver® Patina, H-Silver® Black, ottone patina, rame lucido.

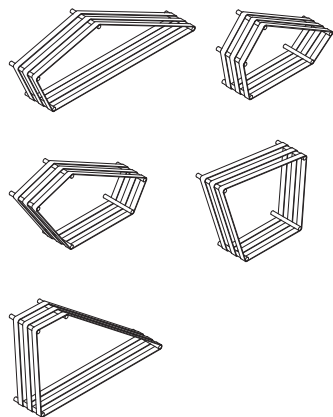
DIMENSIONI

160x15 cm led 3000K - 21 W
240x15 cm led 3000K - 33 W
*2700K disponibile su richiesta



HENGE®

TANGRAM



Structure

0.4 cm thickness structure.

Finish

Structure in Black Burnished Steel or Brass made using traditional hand techniques.

DIMENSIONS

Cm 76x24x61h
Cm 131x24x43h
Cm 73x24x50h
Cm 105x24x66h
Cm 96x24x50h

Spacer to be used on compositions with Tangram bookshelves with 4 strips.

Struttura

Struttura sp. 0,4 cm.

Finitura

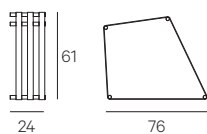
Acciaio brunito nero e ottone brunito a mano secondo le tecniche tradizionali.

DIMENSIONI

Cm 76x24x61h
Cm 131x24x43h
Cm 73x24x50h
Cm 105x24x66h
Cm 96x24x50h

Distanziale da utilizzare nelle composizioni con le Tangram a 4 fasce.

Bookshelf | Libreria 76x24x61h - A



Code | Codice

Black Burnished Steel

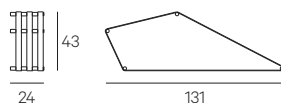
Burnished Brass

LB.030TA010

1.791

2.422

Bookshelf | Libreria 131x24x43h - B

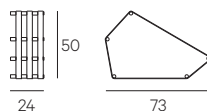


LB.030TA020

1.791

2.422

Bookshelf | Libreria 73x24x50h - C

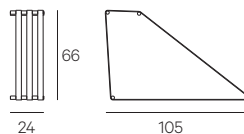


LB.030TA030

1.832

2.495

Bookshelf | Libreria 105x24x66h - D

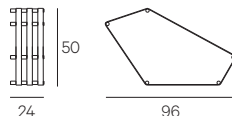


LB.030TA040

1.791

2.422

Bookshelf | Libreria 96x24x50h - E



LB.030TA050

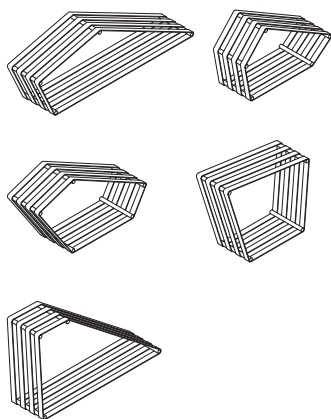
1.832

2.495

Surcharge for Black Burnished Brass 5% from Burnished Brass price
Maggiorazione per finitura ottone brunito nero 5% dal prezzo dell'ottone

HENGE®

TANGRAM



Structure

0,4 cm thickness structure.

Finish

Structure in Black Burnished Steel or Brass made using traditional hand techniques.

DIMENSIONS

Cm 76x28x61h
Cm 131x28x43h
Cm 73x28x50h
Cm 105x28x66h
Cm 96x28x50h

Struttura

Struttura sp. 0,4 cm.

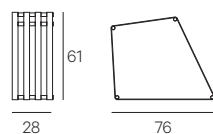
Finitura

Acciaio brunito nero e ottone brunito a mano secondo le tecniche tradizionali.

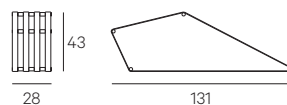
DIMENSIONI

Cm 76x28x61h
Cm 131x28x43h
Cm 73x28x50h
Cm 105x28x66h
Cm 96x28x50h

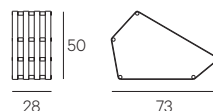
Bookshelf | Libreria 76x28x61h - A



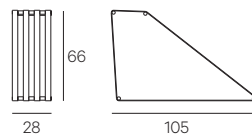
Bookshelf | Libreria 131x28x43h - B



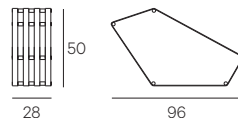
Bookshelf | Libreria 73x28x50h - C



Bookshelf | Libreria 105x28x66h - D



Bookshelf | Libreria 96x28x50h - E



Code Codice	Black Burnished Steel	Burnished Brass
---------------	-----------------------	-----------------

LB.030TA060	2.364	3.207
-------------	-------	-------

LB.030TA070	2.364	3.207
-------------	-------	-------

LB.030TA080	2.418	3.304
-------------	-------	-------

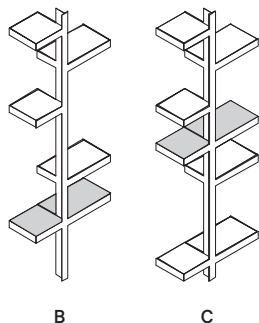
LB.030TA090	2.364	3.207
-------------	-------	-------

LB.030TA100	2.418	3.304
-------------	-------	-------

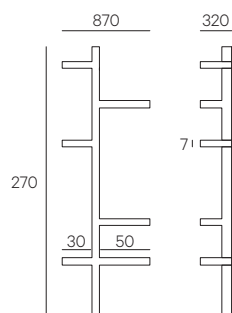
Surcharge for Black Burnished Brass 5% from Burnished Brass price
Maggiorazione per finitura ottone brunito nero 5% dal prezzo dell'ottone

HENGE®

UNICODE



Dimensions module B | Dimensioni modulo B



TECHNICAL INFORMATION

Structure

Made of steel finished in Burnished Platino or Burnished Titanio.

Shelf Inserts

2 Shelves can be personalised with stones and woods available from our range.

Position can be changed.

INFORMAZIONI TECNICHE

Struttura

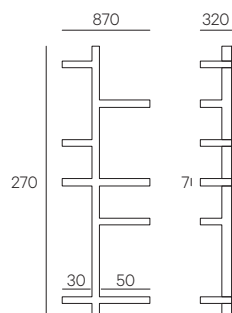
Fatta in acciaio disponibile con finiture in Platino brunito o Titanio brunito.

Inserti Ripiani

2 ripiani sono personalizzabili con pietre e legni disponibili nella nostra collezione.

La posizione può essere cambiata.

Dimensions module C | Dimensioni modulo C



Finishes Finitura	Code Codice	Burnished Platino Burnished Titanio
Oak Thermowood Eucalyptus Thermowood Black Eucalyptus Thermowood	BUNI-22-001	10.705
Swamp Oak Swamp Elm Swamp Olive Ash		10.766
H-Piuma		10.792
H-Piuma Light		10.817
Stone		11.394
Special Stone		11.783
Limited Stone		12.215

Oak Thermowood Eucalyptus Thermowood Black Eucalyptus Thermowood	BUNI-22-002	10.705
Swamp Oak Swamp Elm Swamp Olive Ash		10.766
H-Piuma		10.792
H-Piuma Light		10.817
Stone		11.394
Special Stone		11.783
Limited Stone		12.215

HENGE®

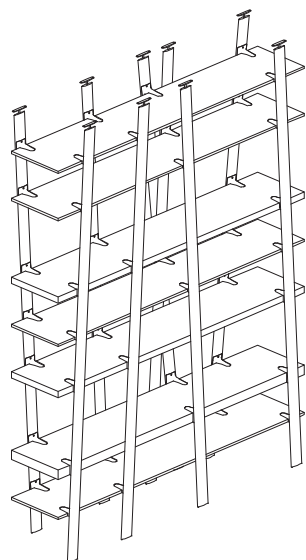
Finishes | Finitura

Code | Codice

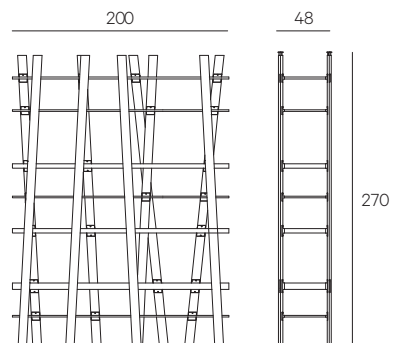
Sand Cast Peltro

Structure | Struttura

WEB



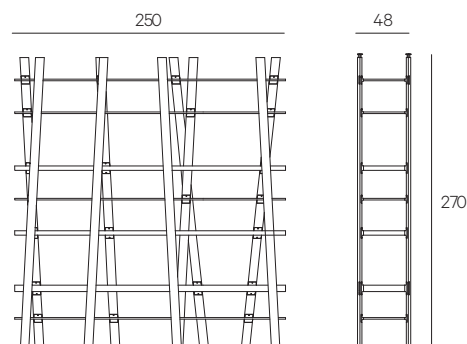
Bookshelf | Libreria 200x48x270h



Shelves - Ripiani

Thermowood	LB.080WEB060	22.293
Swamp Oak Swamp Elm		23.839
Swamp Olive ash		25.127

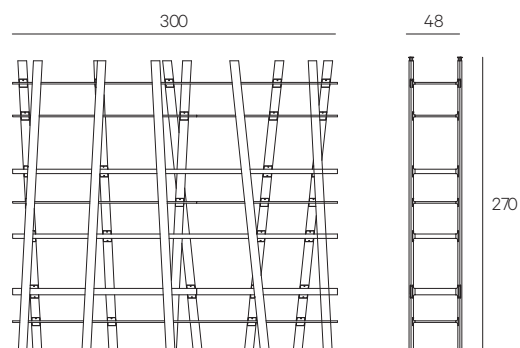
Bookshelf | Libreria 250x48x270h



Shelves - Ripiani

Thermowood	LB.080WEB070	24.575
Swamp Oak Swamp Elm		26.553
Swamp Olive ash		28.202

Bookshelf | Libreria 300x48x270h



Shelves - Ripiani

Thermowood	LB.080WEB080	31.855
Swamp Oak Swamp Elm		34.884
Swamp Olive ash		37.409

Structure

Uprights made of Sand Cast Peltro.

Shelves

1.5 cm, 4.0 and 6.0 cm thickness of solid wood veneer. Fixed shelves as per drawing.

Shelves finishes

Oak Thermowood, Eucalyptus Thermowood, Black Eucalyptus Thermowood, Swamp Oak and Swamp Elm, Swamp Olive ash all finished with a transparent stain resistant acrylic lacquer.

DIMENSIONS

Cm 200x48x270h

Cm 250x48x270h

Cm 300x48x270h

Struttura

Montanti in fusione a terra color Peltro

Ripiani

In listellare, spessore 1,5cm, 4,6cm. Ripiani fissi come da disegno.

Finiture ripiani

Rovere termizzato, eucalipto termizzato, eucalipto nero termizzato, rovere di palude, olmo di palude, frassino olivato di palude finiti con vernice acrilica.

DIMENSIONI

Cm 200x48x270h

Cm 250x48x270h

Cm 300x48x270h





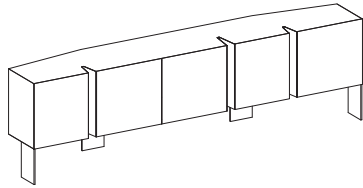
[Back to index](#)

Cabinets

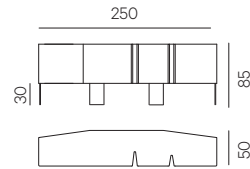
B-SIDE BUFFET
DOGMA
FRAME CABINET
HYPE SYSTEM
LOOM PROGRAM
LOOM SYSTEM WINERY WITH STORAGE
LOOM SYSTEM SHELVES
LOOM SYSTEM SHELVES AND STORAGE
LOOM - FR
SIDE-X
SIDE-X EVO
SIDE-X EVO HIGH
SLIM SIDE
SLIM SIDE HIGH
SLIM SIDE VERTICAL
TEKE - SIDEBOARD
UPPER SIDE

HENGE®

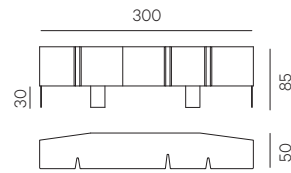
B-SIDE BUFFET



Buffet 250x50x85h



Buffet 300x50x85h



Structure Finish Finitura struttura	Code Codice	Burnished Brass	Black Burnished Brass	H-Silver®	Shine Copper
V-cut metal finish Gola in metallo					

Wood types - Tipi di legno

Oak thermowood	MB.110BS010	12.159	12.159	12.836	12.836
Eucalyptus thermowood					
Black Eucalyptus thermowood					
Swamp Oak	14.467	14.467	15.145	15.145	
Swamp Elm					

Wood types - Tipi di legno

Oak thermowood	MB.110BS020	12.606	12.606	13.621	13.621
Eucalyptus thermowood					
Black Eucalyptus thermowood					
Swamp Oak	15.035	15.035	16.050	16.050	
Swamp Elm					

TECHNICAL INFORMATION

Structure

Structure and doors - 2 cm thickness of Plywood.
Shelves - 1 cm thickness of bronze tempered glass.

Finish

Heat-treated woods as per our samples, Swamp Oak, Swamp Elm oil with finish made of natural wax and water.

V-cut

V-cut metal finish in Burnished Brass, H-Silver®, Shine Copper made using traditional hand techniques.

Metal Base

Black Burnished Steel made traditional hand techniques.

DIMENSIONS

Cm 250x50x85h
Cm 300x50x85h
H legs 30 cm

INFORMAZIONI TECNICHE

Struttura

Struttura e ante in legno listellare sp. 2 cm.
Ripiani in vetro temperato bronzato sp. 1 cm.

Finitura

Legni termotrattati nelle finiture a campionario, rovere di palude e swamp elm finiti ad olio a base di cera naturale ed acqua.

Finitura

Inserti in metallo gola in ottone brunito a mano usando tecniche tradizionali, rame lucido e H-Silver®.

Basamento

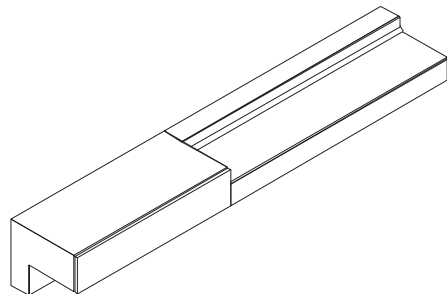
Acciaio brunito nero a mano usando tecniche tradizionali.

DIMENSIONI

Cm 250x50x85h
Cm 300x50x85h
H gambe 30 cm

HENGE®

DOGMA



Dimensions | Dimensioni 280x65x55h



TECHNICAL INFORMATION

Structure

Carcass made of 2.5 cm thick plywood.

Finish

Woods, metals and stones from our range.

Tray

Sand cast peltro or stones from our range. Sand caste Peltro available with the module in wood and stone.

INFORMAZIONI TECNICHE

Struttura

Struttura creata in legno massello con spessore 2,5 cm

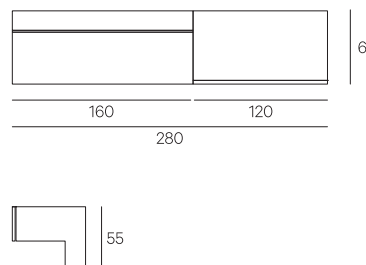
Finitura

Legni, metalli e pietre della nostra collezione

Vassoio

Fusione di metallo o pietre della nostra gamma. Finitura in fusione peltro disponibile solo con modulo in legno o pietra.

Dimensions | Dimensioni 280x65x55h



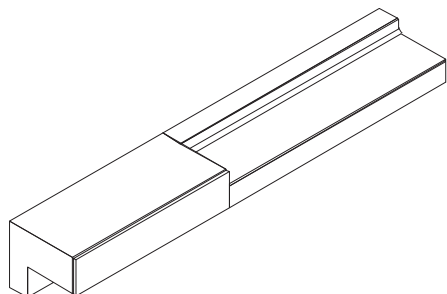
Finishes Finitura	Code Codice	Sand cast Peltro	Stone	Special Stone	Limited Stone
Tray Vassoio					

Finish	Code	Sand cast Peltro	Stone	Special Stone	Limited Stone
Thermowood	CDOG-22-001	15.995	13.591	15.148	16.878
Swamp Oak Swamp Elm		16.436	14.031	15.588	17.318
Swamp Olive Ash		16.620	14.215	15.772	17.502
Black Burnished Steel		--	20.175	21.732	23.462
Burnished Platino Burnished Titanio		--	22.291	23.848	25.578
Burnished Brass		--	23.135	24.785	26.619
Brass Patina		--	23.135	24.785	26.619
H-Silver® Patina		--	25.144	26.701	28.431
H Gold® Patina		--	26.666	28.224	29.953
Stone		27.596	--	--	--
Special Stone		33.208	--	--	--
Limited Stone		39.443	--	--	--

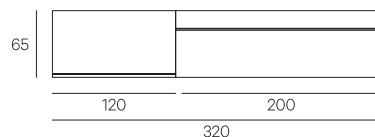
Finish	Code	Sand cast Peltro	Stone	Special Stone	Limited Stone
Thermowood	CDOG-22-002	15.995	13.591	15.148	16.878
Swamp Oak Swamp Elm		16.436	14.031	15.588	17.318
Swamp Olive Ash		16.620	14.215	15.772	17.502
Black Burnished Steel		--	20.175	21.732	23.462
Burnished Platino Burnished Titanio		--	22.291	23.848	25.578
Burnished Brass		--	23.135	24.785	26.619
Brass Patina		--	23.135	24.785	26.619
H-Silver® Patina		--	25.144	26.701	28.431
H Gold® Patina		--	26.666	28.224	29.953
Stone		27.596	--	--	--
Special Stone		33.208	--	--	--
Limited Stone		39.443	--	--	--

HENGE®

DOGMA



Dimensions | Dimensioni 320x65x55h



TECHNICAL INFORMATION

Structure

Carcass made of 2.5 cm thick plywood.

Finish

Woods, metals and stones from our range.

Tray

Sand cast peltro or stones from our range. Sand caste Peltro available with the module in wood and stone.

INFORMAZIONI TECNICHE

Struttura

Struttura creata in legno massello con spessore 2,5 cm

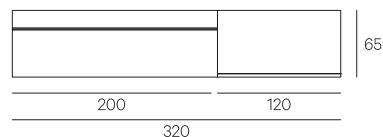
Finitura

Legni, metalli e pietre della nostra collezione

Vassoio

Fusione di metallo o pietre della nostra gamma. Finitura in fusione peltro disponibile solo con modulo in legno o pietra.

Dimensions | Dimensioni 320x65x55h



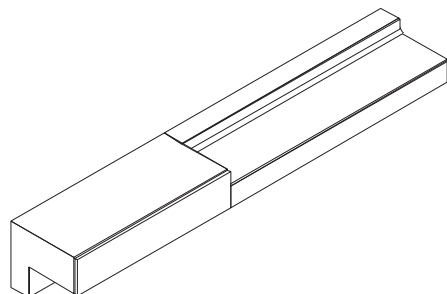
Finishes Finitura	Code Codice	Sand cast Peltro	Stone	Special Stone	Limited Stone
Tray Vassoio					

Finishes Finitura	Code Codice	Sand cast Peltro	Stone	Special Stone	Limited Stone
Thermowood	CDOG-22-003	19.190	16.218	18.164	20.327
Swamp Oak Swamp Elm		19.678	16.706	18.652	20.814
Swamp Olive Ash		19.881	16.909	18.854	21.018
Black Burnished Steel		--	20.506	22.452	24.614
Burnished Platino Burnished Titanio		--	23.298	25.244	27.438
Burnished Brass		--	23.673	25.736	28.027
Brass Patina		--	23.673	25.736	28.027
H-Silver® Patina		--	30.067	32.013	34.175
H Gold® Patina		--	33.230	35.565	38.160
Stone		32.553	--	--	--
Special Stone		38.764	--	--	--
Limited Stone		45.666	--	--	--

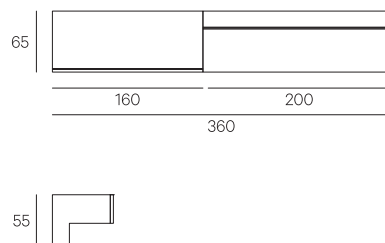
Finishes Finitura	Code Codice	Sand cast Peltro	Stone	Special Stone	Limited Stone
Thermowood	CDOG-22-004	19.190	16.218	18.164	20.327
Swamp Oak Swamp Elm		19.678	16.706	18.652	20.814
Swamp Olive Ash		19.881	16.909	18.854	21.018
Black Burnished Steel		--	20.506	22.452	24.614
Burnished Platino Burnished Titanio		--	23.298	25.244	27.438
Burnished Brass		--	23.673	25.736	28.027
Brass Patina		--	23.673	25.736	28.027
H-Silver® Patina		--	30.067	32.013	34.175
H Gold® Patina		--	33.230	35.565	38.160
Stone		32.553	--	--	--
Special Stone		38.764	--	--	--
Limited Stone		45.666	--	--	--

HENGE®

DOGMA



Dimensions | Dimensioni 360x65x55h



TECHNICAL INFORMATION

Structure

Carcass made of 2.5 cm thick plywood.

Finish

Woods, metals and stones from our range.

Tray

Sand cast peltro or stones from our range. Sand caste Peltro available with the module in wood and stone.

INFORMAZIONI TECNICHE

Struttura

Struttura creata in legno massello con spessore 2,5 cm

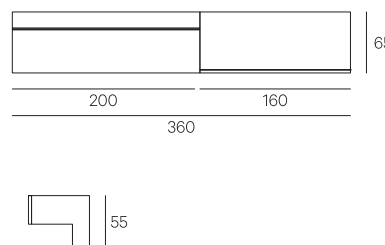
Finitura

Legni, metalli e pietre della nostra collezione

Vassoio

Fusione di metallo o pietre della nostra gamma. Finitura in fusione peltro disponibile solo con modulo in legno o pietra.

Dimensions | Dimensioni 360x65x55h



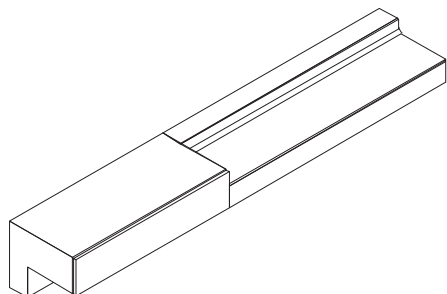
Finishes Finitura	Code Codice	Sand cast Peltro	Stone	Special Stone	Limited Stone
Tray Vassoio					

Finish	Code	Sand cast Peltro	Stone	Special Stone	Limited Stone
Thermowood	CDOG-22-005	19.762	16.789	18.736	20.898
Swamp Oak Swamp Elm		20.310	17.337	19.284	21.446
Swamp Olive Ash		20.539	17.566	19.510	21.674
Black Burnished Steel		--	21.481	23.427	25.589
Burnished Platino Burnished Titanio		--	24.291	26.237	28.400
Burnished Brass		--	24.949	27.012	29.305
Brass Patina		--	24.949	27.012	29.305
H-Silver® Patina		--	32.240	34.186	36.348
H Gold® Patina		--	35.481	37.817	40.411
Stone		34.299	--	--	--
Special Stone		41.289	--	--	--
Limited Stone		49.056	--	--	--

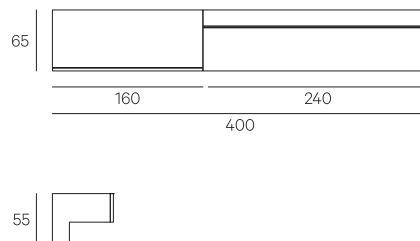
Finish	Code	Sand cast Peltro	Stone	Special Stone	Limited Stone
Thermowood	CDOG-22-006	19.762	16.789	18.736	20.898
Swamp Oak Swamp Elm		20.310	17.337	19.284	21.446
Swamp Olive Ash		20.539	17.566	19.510	21.674
Black Burnished Steel		--	21.481	23.427	25.589
Burnished Platino Burnished Titanio		--	24.291	26.237	28.400
Burnished Brass		--	24.949	27.012	29.305
Brass Patina		--	24.949	27.012	29.305
H-Silver® Patina		--	32.240	34.186	36.348
H Gold® Patina		--	35.481	37.817	40.411
Stone		34.299	--	--	--
Special Stone		41.289	--	--	--
Limited Stone		49.056	--	--	--

HENGE®

DOGMA



Dimensions | Dimensioni 400x65x55h



Finishes Finitura	Code Codice	Sand cast Peltro	Stone	Special Stone	Limited Stone
Tray Vassoio					

Finish	Code	Sand cast Peltro	Stone	Special Stone	Limited Stone
Thermowood	CDOG-22-007	21.366	17.932	20.267	22.862
Swamp Oak Swamp Elm		21.962	18.528	20.863	23.458
Swamp Olive Ash		22.210	18.776	21.111	23.706
Black Burnished Steel		--	22.936	25.271	27.866
Burnished Platino Burnished Titanio		--	25.760	28.095	30.690
Burnished Brass		--	26.678	29.154	31.905
Brass Patina		--	26.678	29.154	31.905
H-Silver® Patina		--	34.619	36.954	39.549
H Gold® Patina		--	38.060	40.863	43.976
Stone		36.871	--	--	--
Special Stone		44.462	--	--	--
Limited Stone		52.895	--	--	--

TECHNICAL INFORMATION

Structure

Carcass made of 2.5 cm thick plywood.

Finish

Woods, metals and stones from our range.

Tray

Sand cast peltro or stones from our range. Sand caste Peltro available with the module in wood and stone.

INFORMAZIONI TECNICHE

Struttura

Struttura creata in legno massello con spessore 2,5 cm

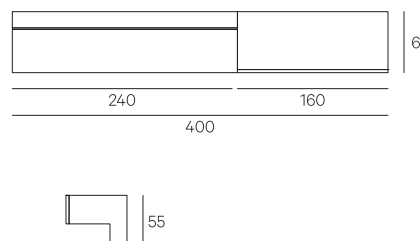
Finitura

Legni, metalli e pietre della nostra collezione

Vassoio

Fusione di metallo o pietre della nostra gamma. Finitura in fusione peltro disponibile solo con modulo in legno o pietra.

Dimensions | Dimensioni 400x65x55h

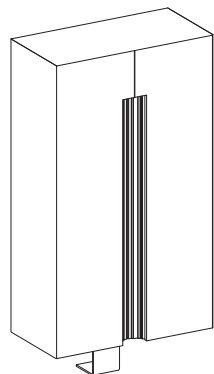


Finish	Code	Sand cast Peltro	Stone	Special Stone	Limited Stone
Thermowood	CDOG-22-008	21.366	17.932	20.267	22.862
Swamp Oak Swamp Elm		21.962	18.528	20.863	23.458
Swamp Olive Ash		22.210	18.776	21.111	23.706
Black Burnished Steel		--	22.936	25.271	27.866
Burnished Platino Burnished Titanio		--	25.760	28.095	30.690
Burnished Brass		--	26.678	29.154	31.905
Brass Patina		--	26.678	29.154	31.905
H-Silver® Patina		--	34.619	36.954	39.549
H Gold® Patina		--	38.060	40.863	43.976
Stone		36.871	--	--	--
Special Stone		44.462	--	--	--
Limited Stone		52.895	--	--	--



HENGE®

FRAME CABINET



TECHNICAL INFORMATION

Structure

Structure and doors made of 2 cm thickness plywood. Handle in solid heat-treated oak, with closure in Brass, burnished brass made using traditional hand techniques.

Included: wall attachment kit.

Finish

Heat-treated woods as per our samples, Swamp Oak and Swamp Elm oil finish made of natural wax and water. Shelves - Bronze tempered glass 1 cm thickness.

Optional

1.2 cm thickness of plywood trays

Trays in burnished brass made using traditional hand techniques.

Back panel in laminated glass 0.3+0.3 cm thickness. Inner linen fabric back-lighted.

DIMENSIONS

Cm 90x48x180h

INFORMAZIONI TECNICHE

Struttura

Scocca e ante in legno listellare spessore 2 cm. Cornice maniglia in massello di rovere termotrattato con chiusura in ottone brunito a mano fatta usando le tecniche tradizionali.

Basamento in acciaio finitura ottone brunito a mano usando tecniche tradizionali.

Di serie: kit per il fissaggio a muro obbligatorio.

Finitura

Legni termotrattati nelle finiture a campionario, rovere di palude e olmo di palude finiti ad olio a base di cera naturale ed acqua. Ripiani in vetro temprato bronzato sp. 1 cm.

Opzionale

Vassoi in legno listellare sp. 1,2 cm

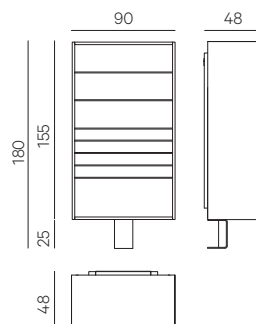
Vassoi in ottone brunito a mano usando tecniche tradizionali.

Schienale sp. 0,3+0,3 cm in vetro garzato retroilluminato.

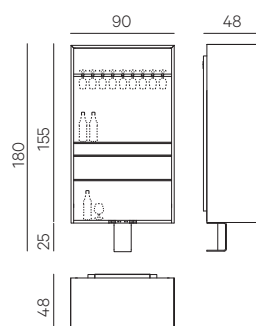
DIMENSIONI

Cm 90x48x180h

Standard version | Versione standard 90x48x180h



Bar version | Versione bar 90x48x180h



Optional - Opzionale

Back panel glass with light

Schienale interno in vetro retroilluminato

Internal trays in thermowood

Vassoi interni in legno termizzato

Internal trays in Burnished Brass

Vassoi interni in ottone brunito

Outer Back Led Light

Luci Led esterne nella parte posteriore

Shelf for glasses

Mensola Portabicchieri

Finishes Finiture	Code Codice	Structure Struttura
---------------------	---------------	-----------------------

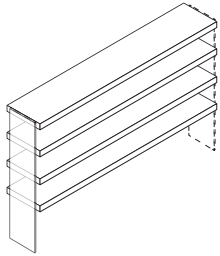
Oak thermowood	MB.030FR010	9.976
Eucalyptus thermowood		
Black Eucalyptus thermowood		
Swamp Oak Swamp Elm		10.946

Oak thermowood	MB.030FR020	9.976
Eucalyptus thermowood		
Black Eucalyptus thermowood		
Swamp Oak Swamp Elm		10.946

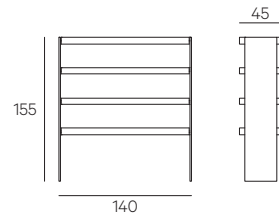
--	1.837
MB.030FRV010	244
MB.030FRV010	332
--	929
MB.030FRB010	876

Frames Cornice	Code Codice	Wood types Tipi di legno	Price Prezzo
------------------	---------------	-----------------------------	----------------

HYPE SYSTEM



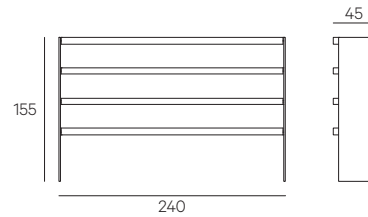
Dimensions | Dimensioni 140x45x155h



Sides | Fianchi

Sand Cast Peltro	CHYP-22-001	Oak thermowood	9.599
		Heat-treated Eucalyptus	
		Black Eucalyptus	
Swamp Oak Swamp Elm	Swamp Olive Ash	10.229	
		10.492	

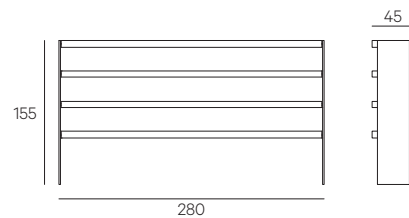
Dimensions | Dimensioni 240x45x155h



Sides | Fianchi

Sand Cast Peltro	CHYP-22-002	Oak thermowood	12.380
		Heat-treated Eucalyptus	
		Black Eucalyptus	
Swamp Oak Swamp Elm	Swamp Olive Ash	13.459	
		13.909	

Dimensions | Dimensioni 280x45x155h



Sides | Fianchi

Sand Cast Peltro	CHYP-22-003	Oak thermowood	13.492
		Heat-treated Eucalyptus	
		Black Eucalyptus	
Swamp Oak Swamp Elm	Swamp Olive Ash	14.751	
		15.276	

TECHNICAL INFORMATION

Structure

Carcass made of 2.5 cm thick plywood.
Uprights in sand cast peltro 3cm thick.

Finish

Selected woods from our range.

Doors

Made of plywood with selected finishes available in our range.

* The price for this units includes **OLNY 1 upright**. If a freestanding unit is required, please consider a second upright.

INFORMAZIONI TECNICHE

Struttura

Struttura creata in legno massello. Montanti in metallo fuso finitura peltro con spessore di 3cm.

Finitura

Legni selezionati dalla nostra collezione.

Porte

Create in legno massello con finiture selezionate nella nostra

* Il prezzo di questo modulo include **SOLO 1 montante**. Se è necessaria un'unità indipendente, prendere in considerazione un secondo montante.

* Sand Cast Peltro upright required for freestanding unit.
Montante in metallo fuso finitura in peltro per unità singola.

3.593



HENGE®

Frames | Cornice

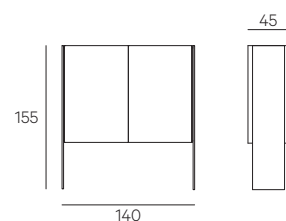
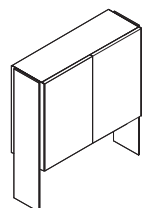
Code | Codice

 Wood types
Tipi di legno

Price | Prezzo

HYPE SYSTEM

Dimensions | Dimensioni 140x45x155h



Sides | Fianchi

Sand Cast Peltro	CHYP-22-004	Oak thermowood	20.107
		Heat-treated Eucalyptus	
		Black Eucalyptus	
Swamp Oak Swamp Elm	21.028		
		Swamp Olive Ash	21.413

TECHNICAL INFORMATION

Structure

Carcass made of 2.5 cm thick plywood. Uprights in sand cast peltro 3cm thick.

Back panel in bronze glass

Finish

Selected woods and metals from our range.

Doors

Made of plywood with selected finishes available in our range.

Available only with hinged doors.

Shelves

Bronze glass

INFORMAZIONI TECNICHE

Struttura

Struttura creata in legno massello. Montanti in metallo fuso finitura peltro con spessore di 3cm.

Pannello posteriore in vetro bronzato

Finitura

Legni selezionati dalla nostra collezione.

Porte

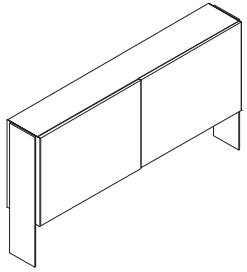
Create in legno massello con finiture selezionate nella nostra collezione.

Porte disponibili solo a chiusura battente.

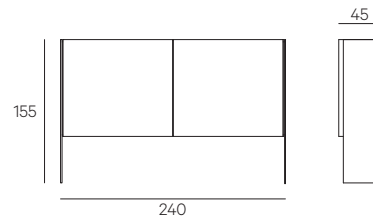
Ripiani

Vetro bronzato

HYPE SYSTEM



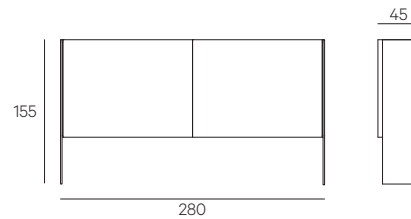
Dimensions | Dimensioni 240x45x155h



Sides | Fianchi

Sand Cast Peltro	CHYP-22-005	Oak thermowood	23.149
		Heat-treated Eucalyptus	
		Black Eucalyptus	
Swamp Oak Swamp Elm	Swamp Olive Ash	24.590	
		25.190	

Dimensions | Dimensioni 280x45x155h



Sides | Fianchi

Sand Cast Peltro	CHYP-22-006	Oak thermowood	24.132
		Heat-treated Eucalyptus	
		Black Eucalyptus	
Swamp Oak Swamp Elm	Swamp Olive Ash	25.780	
		26.466	

TECHNICAL INFORMATION

Structure

Carcass made of 2.5 cm thick plywood. Uprights in sand cast peltro 3cm thick.

Back panel in bronze glass

Finish

Selected woods and metals from our range.

Doors

Made of plywood with selected finishes available in our range. Available only with hinged doors.

Shelves

Bronze glass

INFORMAZIONI TECNICHE

Struttura

Struttura creata in legno massello. Montanti in metallo fuso finitura peltro con spessore di 3cm.

Pannello posteriore in vetro bronzato

Finitura

Legni selezionati dalla nostra collezione.

Porte

Create in legno massello con finiture selezionate nella nostra collezione. Porte disponibili solo a chiusura battente.

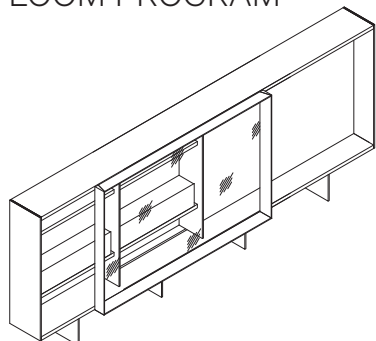
Ripiani

Vetro bronzato



HENGE®

LOOM PROGRAM



TECHNICAL INFORMATION

Structure

Top, base and shelves with 4 cm thickness of plywood veneer Oak thermowood, Eucalyptus thermowood, Black Eucalyptus thermowood, Swamp oak, Swamp Elm. Sides in 1.4 cm wood veneered Oak thermowood, Eucalyptus thermowood, Black Eucalyptus thermowood, Swamp oak, Swamp Elm or covered with Black Burnished Steel. Optional metal back panel in Black Burnished Steel, Burnished Platino, Burnished Titanio, Burnished Brass or stone from our range. Led light recessed into the top (downward).

Storage units

Plywood thickness 2 cm veneer, with flap door h25 cm. Optional metal finishes: Black Burnished Steel, Burnished Platino, Burnished Titanio, Burnished Brass, Black Burnished Brass.

TV panel

In Black Burnished Steel, backlighted.

Base

Height 35 cm in Black Burnished Steel.

Doors

Glass sliding door with metal frame and Stopsol Supersilver 0.5 cm
Cm 180x12x140h
Cm 220x12x140h

DIMENSIONS

Cm 440x40x175h

SIZES CAN BE CUSTOMIZED

INFORMAZIONI TECNICHE

Struttura

Top, base e ripiani in legno listellare spessore 4 cm impiallacciato nelle finiture rovere termizzato, eucalipto termizzato, eucalipto nero termizzato, finite ad olio a base di cera naturale ed acqua, rovere di palude, olmo di palude. Fianchi spessore 1,4 cm o rivestiti in metallo finitura Acciaio brunito nero. Optional schienali in finitura Acciaio brunito nero platino brunito, titanio brunito, ottone brunito o pietra nelle finiture a campionario. Luce a led incassata nel top con puntamento verso il basso.

Contenitore

Struttura in legno listellare spessore 2 cm con anta a ribalta, H. 25 cm nelle finiture struttura. Optional finitura metallo: Acciaio brunito nero, platino brunito, titanio brunito, ottone brunito, ottone brunito nero.

Pannello portaTV

In Acciaio brunito nero retroilluminato.

Base

Altezza 35 in Acciaio brunito nero.

Anta

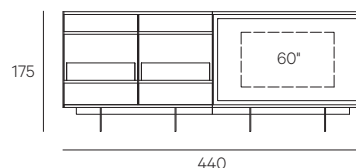
Anta scorrevole con cornice in metallo e vetro stopsol supersilver 0,5 cm
Cm 180x12x140h
Cm 220x12x140h

DIMENSIONI

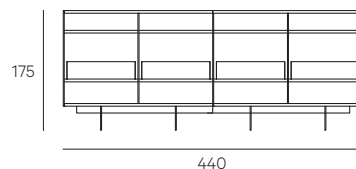
Cm 440x40x175h

PERSONALIZZABILE A DISEGNO

Bookshelf with TV panel | Libreria con modulo TV 440x40x175h



Bookshelf | Libreria 440x40x175h



Sliding door 220x12x140h
Anta scorrevole 220x12x140h

Sliding door 180x12x140h
Anta scorrevole 180x12x140h

Finishes Finitura	Code Codice	Thermowood	Swamp Oak Swamp Elm	Black Burnished Steel
Sides Fianchi				

Shelves, storage units and back panels - Ripiani, contenitori e pannello posteriore

Oak thermowood	MB.138LPT440	23.305	--	24.301
Heat-treated Eucalyptus				
Black Eucalyptus				
Swamp Oak	--	27.849	28.698	
Swamp Elm				
Surcharge for storage unit Maggiorazione per contenitore	Black Burnished Steel	€ 347	each module 110 cm	
	Burnished Platino / Burnished Titanio	€ 419	each module 110 cm	
	Burnished Brass	€ 603	each module 110 cm	
	Black Burnished Brass	€ 637	each module 110 cm	
Surcharge for back panel Maggiorazione per schienale	Black Burnished Steel	€ 820	each module 110 cm	
	Burnished Platino / Burnished Titanio	€ 1.002	each module 110 cm	
	Burnished Brass	€ 1.487	each module 110 cm	
	Black Burnished Brass	€ 1.572	each module 110 cm	
	Stone	€ 4.275	each module 110 cm	

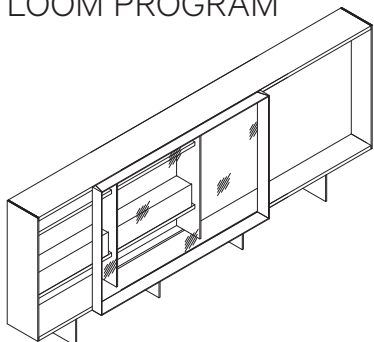
Shelves, storage units and back panels - Ripiani, contenitori e pannello posteriore

Oak thermowood	MB.138LPS440	30.641	--	31.733
Heat-treated Eucalyptus				
Black Eucalyptus				
Swamp Oak	--	35.038	36.131	
Swamp Elm				
Surcharge for storage unit Maggiorazione per contenitore	Black Burnished Steel	€ 347	each module 110 cm	
	Burnished Platino / Burnished Titanio	€ 419	each module 110 cm	
	Burnished Brass	€ 603	each module 110 cm	
	Black Burnished Brass	€ 637	each module 110 cm	
Surcharge for back panel Maggiorazione per schienale	Black Burnished Steel	€ 820	each module 110 cm	
	Burnished Platino / Burnished Titanio	€ 1.002	each module 110 cm	
	Burnished Brass	€ 1.487	each module 110 cm	
	Black Burnished Brass	€ 1.572	each module 110 cm	
	Stone	€ 4.275	each module 110 cm	

Code Codice	Black Burnished Steel	Burnished Brass	Black Burnished Brass
MB_138LPA220	11.107	12.968	13.066
MB_138LPA180	9.970	11.496	11.582

HENGE®

LOOM PROGRAM



TECHNICAL INFORMATION

Structure

Top, base, shelves made with 4 cm thickness plywood veneer Oak thermowood, Eucalyptus thermowood, Black Eucalyptus thermowood, Swamp oak, Swamp Elm. Sides in 14 cm wood veneered Oak thermowood, Eucalyptus thermowood, Black Eucalyptus thermowood, Swamp oak, Swamp Elm or covered with Black Burnished Steel. Optional metal back panels in Black Burnished Steel, Burnished Platino, Burnished Titanio, Burnished Brass or the stones from our range. Led light built in (pointing downward).

Storage units

Plywood thickness 2 cm veneer, with flap door h25 cm. Optional metal finishes: Black Burnished Steel, Burnished Platino, Burnished Titanio, Burnished Brass, Black Burnished Brass.

TV panel

Made with Black Burnished Steel and backlight.

Base

Height 35 cm in Black Burnished Steel.

Doors

Glass sliding door with metal frame and Stopsol Supersilver 0.5 cm
Cm 180x12x140h
Cm 220x12x140h

DIMENSIONS

Cm 360x40x175h

Cm 450x40x175h

SIZES CAN BE CUSTOMIZED

INFORMAZIONI TECNICHE

Struttura

Top, base e ripiani in legno listellare spessore 4 cm nelle finiture rovere termizzato, eucalipto termizzato, eucalipto nero termizzato, finite ad olio a base cera naturale ed acqua, rovere di palude, olmo di palude. Fianchi spessore 1,4 cm o rivestiti in metallo con finitura Acciaio brunito nero. Optional schienali in finitura Acciaio brunito nero platino brunito, titanio brunito, ottone brunito o pietra nelle finiture a campionario. Luce a led incassata nel top con puntamento verso il basso.

Contenitore

Struttura in legno listellare spessore 2 cm con anta a ribalta, H. 25 cm nelle finiture struttura. Optional finitura metallo: Acciaio brunito nero, platino brunito, titanio brunito, ottone brunito, ottone brunito nero.

Pannello portaTV

In Acciaio brunito nero retroilluminato.

Base

Altezza 35 cm in Acciaio brunito nero.

Anta

Anta scorrevole con cornice in metallo e vetro stopsol supersilver 0,5 cm
Cm 180x12x140h
Cm 220x12x140h

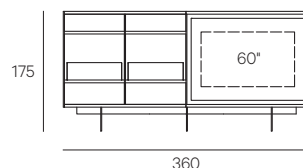
DIMENSIONI

Cm 360x40x175h

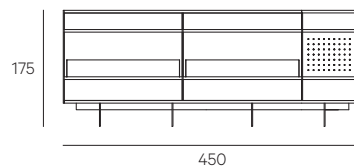
Cm 450x40x175h

PERSONALIZZABILE A DISEGNO

Bookshelf with TV panel | Libreria con modulo TV 360x40x175h



Bookshelf | Libreria 450x40x175h



Finishes Finitura	Code Codice	Thermowood	Swamp Oak Swamp Elm	Black Burnished Steel
Sides Fianchi				

Shelves, storage units and back panels - Ripiani, contenitori e pannello posteriore

Oak thermowood	MB.138LPT360	21.140	--	21.989
Heat-treated Eucalyptus				
Black Eucalyptus				
Swamp Oak	--	25.537	26.387	
Swamp Elm				
Surcharge for storage unit Maggiorazione per contenitore	Black Burnished Steel	€ 289	each module 110 cm	
	Burnished Platino / Burnished Titanio	€ 349	each module 110 cm	
	Burnished Brass	€ 501	each module 110 cm	
	Black Burnished Brass	€ 531	each module 110 cm	
Surcharge for back panel Maggiorazione per schienale	Black Burnished Steel	€ 732	each module 110 cm	
	Burnished Platino / Burnished Titanio	€ 875	each module 110 cm	
	Burnished Brass	€ 1.284	each module 110 cm	
	Black Burnished Brass	€ 1.354	each module 110 cm	
	Stone	€ 3.751	each module 110 cm	

Shelves, storage units and back panels - Ripiani, contenitori e pannello posteriore

Oak thermowood	MB.138LPW450	33.366	--	34.457
Heat-treated Eucalyptus				
Black Eucalyptus				
Swamp Oak	--	38.863	39.955	
Swamp Elm				
Surcharge for storage unit Maggiorazione per contenitore	Black Burnished Steel	€ 529	each module 110 cm	
	Burnished Platino / Burnished Titanio	€ 674	each module 110 cm	
	Burnished Brass	€ 1.037	each module 110 cm	
	Black Burnished Brass	€ 1.110	each module 110 cm	
Surcharge for back panel Maggiorazione per schienale	Black Burnished Steel	€ 1.318	each module 110 cm	
	Burnished Platino / Burnished Titanio	€ 1.656	each module 110 cm	
	Burnished Brass	€ 2.502	each module 110 cm	
	Black Burnished Brass	€ 2.672	each module 110 cm	
	Stone	€ 7.354	each module 110 cm	

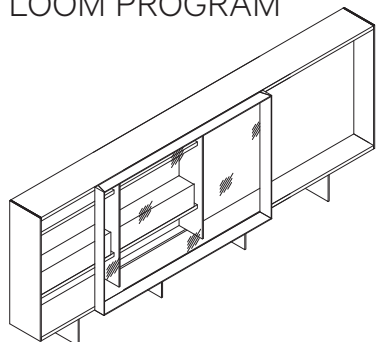
Code Codice	Black Burnished Steel	Burnished Brass	Black Burnished Brass
MB_138LPA220	11.107	12.968	13.066
MB_138LPA180	9.970	11.496	11.582

Sliding door 220x12x140h
Anta scorrevole 220x12x140h

Sliding door 180x12x140h
Anta scorrevole 180x12x140h

HENGE®

LOOM PROGRAM



TECHNICAL INFORMATION

Structure

Top, base, shelves made with 4 cm thickness plywood veneer Oak thermowood, Eucalyptus thermowood, Black Eucalyptus thermowood, Swamp Oak, Swamp Elm. Sides in 14 cm wood veneered Oak thermowood, Eucalyptus thermowood, Black Eucalyptus thermowood, Swamp Oak, Swamp Elm or covered with Black Burnished Steel. Optional metal back panels in Black Burnished Steel, Burnished Platino, Burnished Titanio, Burnished Brass or stones from our range. Led light built in (pointing downward).

Storage units

Plywood thickness 2 cm veneer, with flap door h25 cm. Optional metal finishes: Black Burnished Steel, Burnished Platino, Burnished Titanio, Burnished Brass, Black Burnished Brass.

TV panel

Made with Black Burnished Steel and backlight.

Base

Height 35 cm in Black Burnished Steel.

Doors

Glass sliding door with metal frame and Stopsol Supersilver 0.5 cm
Cm 180x12x140h
Cm 220x12x140h

DIMENSIONS

Cm 550x40x175h

SIZES CAN BE CUSTOMIZED

INFORMAZIONI TECNICHE

Struttura

Top, base e ripiani in legno listellare spessore 4 cm nelle finiture rovere termizzato, eucalipto termizzato, eucalipto nero termizzato, finite ad olio a base cera naturale ed acqua, rovere di palude, olmo di palude. Fianchi spessore 1,4 cm o rivestiti in metallo con finitura Acciaio brunito nero. Optional schienali in finitura Acciaio brunito nero platino brunito, titanio brunito, ottone brunito o pietra nelle finiture a campionario. Luce a led incassata nel top con puntamento verso il basso.

Contenitore

Struttura in legno listellare spessore 2 cm con anta a ribalta, H. 25 cm nelle finiture struttura. Optional finitura metallo: Acciaio brunito nero, platino brunito, titanio brunito, ottone brunito, ottone brunito nero.

Pannello portaTV

In Acciaio brunito nero retroilluminato.

Base

Altezza 35 cm in Acciaio brunito nero.

Anta

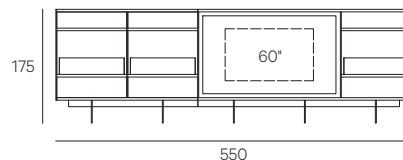
Anta scorrevole con cornice in metallo e vetro stopsol supersilver 0,5 cm
Cm 180x12x140h
Cm 220x12x140h

DIMENSIONI

Cm 550x40x175h

PERSONALIZZABILE A DISEGNO

Bookshelf with TV panel | Libreria con modulo TV 550x40x175h



Sliding door 220x12x140h
Anta scorrevole 220x12x140h

Sliding door 180x12x140h
Anta scorrevole 180x12x140h

Finishes Finitura	Code Codice	Thermowood	Swamp Oak Swamp Elm	Black Burnished Steel
Side Fianchi				

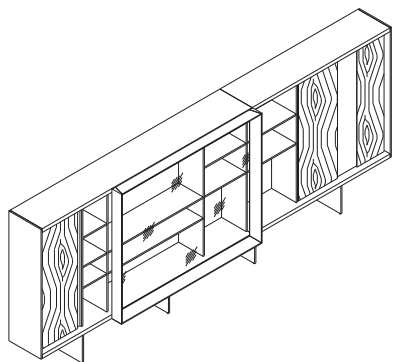
Shelves, storage units and back panels - Ripiani, contenitori e pannello posteriore

Oak thermowood	MB.138LPT550	29.998	--	31.120
Heat-treated Eucalyptus				
Black Eucalyptus				
Swamp Oak	--	36.258	37.381	
Swamp Elm				
Surcharge for storage unit Maggiorazione per contenitore	Black Burnished Steel	€ 347	each module 110 cm	
	Burnished Platino / Burnished Titanio	€ 419	each module 110 cm	
	Burnished Brass	€ 603	each module 110 cm	
	Black Burnished Brass	€ 637	each module 110 cm	
Surcharge for back panel Maggiorazione per schienale	Black Burnished Steel	€ 820	each module 110 cm	
	Burnished Platino / Burnished Titanio	€ 1.002	each module 110 cm	
	Burnished Brass	€ 1.487	each module 110 cm	
	Black Burnished Brass	€ 1.572	each module 110 cm	
	Stone	€ 4.275	each module 110 cm	

Code Codice	Black Burnished Steel	Burnished Brass	Black Burnished Brass
MB_138LPA220	11.107	12.968	13.066
MB_138LPA180	9.970	11.496	11.582

HENGE®

LOOM PROGRAM DOORS



TECHNICAL INFORMATION

Structure

Top and base with thickness of 4 cm, shelves with a thickness 1.5 cm made of veneered plywood. Sides in 1.5 cm veneered wood. Storage with back panel in bronzed mirror and shelves in bronzed tempered glass with a thickness of 1 cm. Led light built in (facing downward).

Structure finishes

Oak thermowood, Eucalyptus thermowood, Black Eucalyptus thermowood, Swamp Oak, Swamp Elm.

Sides finishes

Oak thermowood, Eucalyptus thermowood, Black Eucalyptus Thermowood, Swamp Oak, Swamp Elm, or covered with Black Burnished Steel.

Hinged Doors

3 cm hinged door in veneered plywood.

Doors finishes

Oak thermowood, Eucalyptus thermowood, Black Eucalyptus thermowood, Swamp Oak, Swamp Elm or H-Piuma, with groove handle with insert in Black Burnished Steel.

Base

Height 35 cm in Black Burnished Steel. Sliding door. Glass sliding door with frame in Black Burnished Steel or Burnished Brass. Glass Stopsol supersilver 0.5 cm.

Cm 175x12x140h

Optional

Metal back panel in Black Burnished Steel, Burnished Platino, Burnished Titanio, Burnished Brass. Stone back panel with stone from our range. Doors with front in H-Piuma.

DIMENSIONS

Cm 440x40x175

SIZES CAN BE CUSTOMIZED

INFORMAZIONI TECNICHE

Struttura

Top, base e ripiani in legno listellare spessore 4 cm, Fianchi spessore 1.5 cm. Contenitori con schienale in specchio bronzato e ripiani in vetro temperato bronzato sp. 1 cm
Luce a led incassata nel top con puntamento verso il basso.

Finiture struttura

Rovere termizzato, eucalipto termizzato, eucalipto nero termizzato, finite ad olio a base cera naturale ed acqua, rovere di palude, olmo di palude.

Finitura fianchi

Nelle finiture rovere termizzato, eucalipto termizzato, eucalipto nero termizzato, finite ad olio a base cera naturale ed acqua, rovere di palude, olmo di palude o rivestiti in metallo finitura Acciaio brunito nero.

Ante battenti

Ante battenti in legno listellare spessore 3 cm.

Finitura ante

Rovere termizzato, eucalipto termizzato, eucalipto nero termizzato, finite ad olio a base cera naturale ed acqua, rovere di palude, olmo di palude o H-Piuma, con maniglia a gola con inserto in Acciaio brunito nero.

Base

Altezza 35 in Acciaio brunito nero.

Anta scorrevole

Anta scorrevole con cornice in Acciaio brunito nero o ottone brunito. Vetro Stopsol supersilver 0.5 cm.
Cm 175x12x140h

Opzionale

Schienali in finitura Acciaio brunito nero, platino brunito, titanio brunito, ottone brunito. Schienali in pietra nelle finiture a campionario. Ante in finitura H-Piuma.

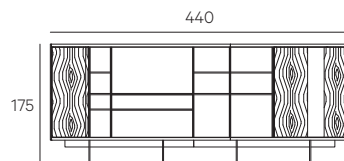
DIMENSIONI

Cm 440x40x175

PERSONALIZZABILE A DISEGNO

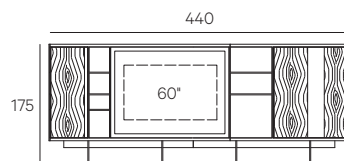
Finishes Finitura	Code Codice	Thermowood	Swamp Oak Swamp Elm	Black Burnished Steel
Sides Fianchi				

Door unit bookshelf | Libreria con ante 440x40x175h



Oak thermowood	MB.138LPD440	26.351	--	31.811
Heat-treated Eucalyptus				
Black Eucalyptus				
Swamp Oak Swamp Elm		--	30.810	36.271
Surcharge for back panel Maggiorazione per schienale	Black Burnished Steel		578	€
	Burnished Platino / Burnished Titanio		700	€
	Burnished Brass		1.003	€
	Black Burnished Brass		1.062	€
	Stone		7.354	€
Surcharge for doors in H-Piuma Maggiorazione per ante in H-Piuma			2.002	€

Door unit bookshelf | Libreria con ante 440x40x175h



Oak thermowood	MB.138LPDT440	26.134	--	31.582
Heat-treated Eucalyptus				
Black Eucalyptus				
Swamp Oak Swamp Elm		--	30.592	35.436
Surcharge for storage unit Maggiorazione per contenitore	Black Burnished Steel		289	€
	Burnished Platino / Burnished Titanio		350	€
	Burnished Brass		501	€
	Black Burnished Brass		531	€
	Stone		3.751	€
Surcharge for door in H-Piuma Maggiorazione per ante in H-Piuma			2.002	€

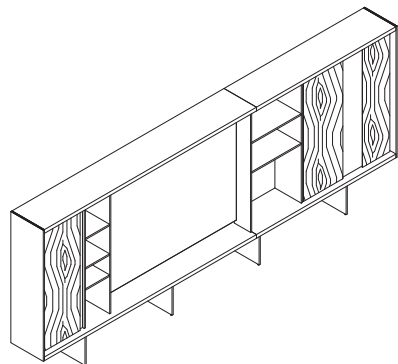
Code Codice	Black Burnished Steel	Burnished Brass	Black Burnished Brass
MB_138LPA175	9.970	11.496	11.582

Sliding door 175x12x140h
Anta scorrevole 175x12x140h



HENGE®

LOOM PROGRAM DOORS



TECHNICAL INFORMATION

Structure

Top and base thickness 4 cm, shelves thickness 1.5 cm of veneered plywood. Sides made of 1.5 cm veneered wood. Back panel in bronzed mirror - Shelves in bronzed tempered glass with thickness of 1 cm. Led light built in (facing downward).

Structure finishes

Oak thermowood, Eucalyptus thermowood, Black Eucalyptus thermowood, Swamp Oak, Swamp Elm.

Side finishes

Oak thermowood, Eucalyptus thermowood, Black Eucalyptus thermowood, Swamp Oak, Swamp Elm, or covered with Black Burnished Steel.

Hinged doors

3 cm hinged door in veneered plywood.

Doors finishes

Oak thermowood, Eucalyptus thermowood, Black Eucalyptus thermowood, Swamp Oak, Swamp Elm or H-Piuma, with groove handle with insert in Black Burnished Steel.

Base

Height 35 cm in Black Burnished Steel.

Optional

Metal back panel in Black Burnished Steel, Burnished Platino, Burnished Titanio, Burnished Brass. Stone back panel with stone from our range.

Doors with front in H-Piuma.

DIMENSIONS

Cm 440x40x175

SIZES CAN BE CUSTOMIZED

INFORMAZIONI TECNICHE

Struttura

Top, base e ripiani in legno listellare spessore 4 cm, Fianchi spessore 1,5 cm. Schienale in specchio bronzato e ripiani in vetro temperato bronzato spessore 1 cm. Luce a led incassata nel top con puntamento verso il basso.

Finiture struttura

Rovere termizzato, eucalipto termizzato, eucalipto nero termizzato, finite ad olio a base cera naturale ed acqua, rovere di palude, olmo di palude.

Finitura fianchi

Nelle finiture rovere termizzato, eucalipto termizzato, eucalipto nero termizzato, finite ad olio a base cera naturale ed acqua, rovere di palude, olmo di palude o rivestiti in metallo finitura Acciaio brunito nero.

Ante battenti

Ante battenti in legno listellare spessore 3 cm.

Base

Altezza 35 in Acciaio brunito nero.

Opzionale

Schienali in finitura Acciaio brunito nero, platino brunito, titanio brunito, ottone brunito. Schienali in pietra nelle finiture a campionario.

Ante in finitura H-Piuma.

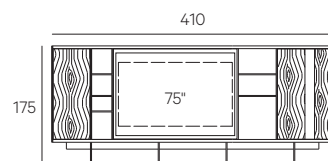
DIMENSIONI

Cm 440x40x175

PERSONALIZZABILE A DISEGNO

Finishes Finitura	Code Codice	Thermowood	Swamp Oak Swamp Elm	Black Burnished Steel
Sides Fianchi				

Door unit bookshelf with TV panel | Libreria con ante e modulo TV 410x40x175h



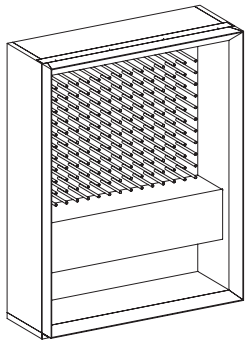
Oak thermowood	MB.138LPDT410	26.012	--	31.461
Heat-treated Eucalyptus				
Black Eucalyptus				
Swamp Oak Swamp Elm		--	30.460	35.922
Surcharge for back panel Maggiorazione per schienale	Black Burnished Steel			289 €
	Burnished Platino / Burnished Titanio			350 €
	Burnished Brass			501 €
	Black Burnished Brass			531 €
	Stone			3.277 €
Surcharge for door in H-Piuma Maggiorazione per ante in H-Piuma				2.670 €

Loom Program cm 410 does not allow sliding doors.

Loom Program cm 410 non prevede porta scorrevole.

HENGE®

LOOM SYSTEM Winery with storage



TECHNICAL INFORMATION

Structure

Plywood, thickness 4 cm. Inner and outer structure in Heat-treated woods as per our samples. Swamp Oak or Swamp Elm finished with oil made of natural wax and water.

Frame

Frame in Brass and Steel. Finish in Burnished Brass, Black Burnished Steel made using traditional hand techniques.

Back panel

Heat-treated woods as our samples and Swamp Oak and Swamp Elm finished with oil made of natural wax and water. Pins in Burnished Black Brass made using traditional hand techniques.

Base

Height 4 cm.

Storage units with flap doors

Standard finish: plywood, thickness 2 cm. Heat-treated woods as per our samples and Swamp Oak and Swamp Elm finished with oil made of natural wax and water.

Optional finish: Burnished Black Brass, Burnished Brass, Black Burnished Steel made using traditional hand techniques.

Pin

D. 0.15 cm. Hand-Burnished Brass using traditional techniques.

Opzionale

Led kit switch system.

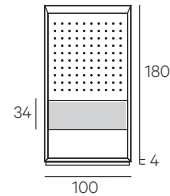
DIMENSIONS

Cm 100x55x184h

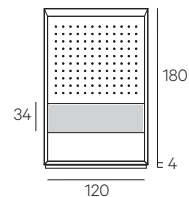
Cm 120x55x184h

Cm 140x55x184h

100x55x184h



120x55x184h



Frame Cornice	Code Codice	Sides Fianchi	Thermowoods	Swamp Oak Swamp Elm
Back panel finish Finitura Schienale				

Wood types - Tipi di legno

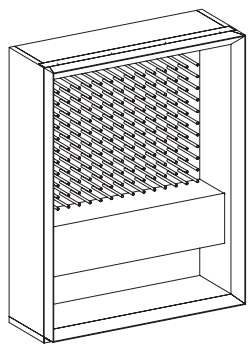
Black Burnished Steel 100 cm	MB.130LMV100	Oak thermowood	12.009	--
		Heat-treated Eucalyptus		
		Black Eucalyptus		
Burnished Brass 100 cm	MB.130LMV100	Swamp Oak	--	13.860
		Swamp Elm		
		Oak thermowood		
Heat-treated Eucalyptus				
Black Eucalyptus				
		Swamp Oak	--	16.772
		Swamp Elm		
		Extra price for the container shelf in Black Burnished Steel Maggiorazione per contenitore in acciaio brunito nero		
Extra price for storage unit in Burnished Platino / Burnished Titanio Maggiorazione per contenitore in platino brunito / titanio brunito				804
Extra price for the container shelf in Burnished Brass Maggiorazione per contenitore in ottone brunito				1.403

Wood types - Tipi di legno

Black Burnished Steel 120 cm	MB.130LMV120	Oak thermowood	13.229	--
		Heat-treated Eucalyptus		
		Black Eucalyptus		
Burnished Brass 120 cm	MB.130LMV120	Swamp Oak	--	15.176
		Swamp Elm		
		Oak thermowood		
Heat-treated Eucalyptus				
Black Eucalyptus				
		Swamp Oak	--	20.403
		Swamp Elm		
		Extra price for the container shelf in Black Burnished Steel Maggiorazione per contenitore in acciaio brunito nero		
Extra price for storage unit in Burnished Platino / Burnished Titanio Maggiorazione per contenitore in platino brunito / titanio brunito				890
Extra price for the container shelf in Burnished Brass Maggiorazione per contenitore in ottone brunito				1.810

HENGE®

LOOM SYSTEM Winery with storage



INFORMAZIONI TECNICHE

Scocca

Legno listellare sp. 4 cm, zoccolo H 4 cm.

Finitura

Legni termotrattati nelle finiture a campionario, rovere di palude e olmo di palude finiti ad olio a base di cera naturale ed acqua.

Cornice

Cornice in Acciaio brunito nero e ottone brunito a mano usando tecniche tradizionali.

Schienale

Legni termotrattati nelle finiture a campionario, rovere di palude e olmo di palude finiti ad olio a base di cera naturale e acqua con supporti portabottiglie d. 0,15 cm in ottone brunito nero a mano usando tecniche tradizionali.

Contentori a ribalta

Struttura in legno listellare sp. 2 cm.

Finitura

Legni termotrattati nelle finiture a campionario, rovere di palude e olmo di palude finiti ad olio a base di cera naturale ed acqua con supporti portabottiglie in Acciaio brunito nero, ottone brunito e ottone brunito nero a mano usando tecniche tradizionali.

Opzionale

Illuminazione strisce led, accensione con interruttore.

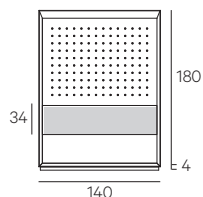
DIMENSIONI

Cm 100x55x184h

Cm 120x55x184h

Cm 140x55x184h

140x55x184h



Wood types - Tipi di legno

Frame Cornice	Code Codice	Sides Fianchi	Thermowoods	Swamp Oak Swamp Elm
Black Burnished Steel 140 cm	MB.130LMV140	Oak thermowood		
		Heat-treated Eucalyptus	14.753	--
		Black Eucalyptus		
		Swamp Oak Swamp Elm	--	16.795
Burnished Brass 140 cm	MB.130LMV140	Oak thermowood		
		Heat-treated Eucalyptus	17.850	--
		Black Eucalyptus		
		Swamp Oak Swamp Elm	--	20.121
Extra price for the container shelf in Black Burnished Steel Maggiorazione per contenitore in acciaio brunito nero				828
Extra price for storage unit in Burnished Platino / Burnished Titanio Maggiorazione per contenitore in platino brunito / titanio brunito				1.049
Extra price for the container shelf in Burnished Brass Maggiorazione per contenitore in ottone brunito				2.217

NATURAL LIGHT LED KIT - KIT LUCI LED NATURALI: Euro 532

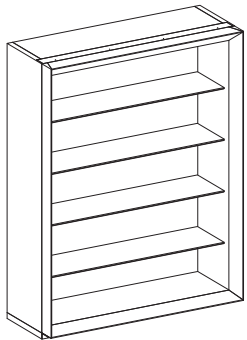
Lighting switch system - Accensione con interruttore

Glass sliding door Stopsol 0,4+0,4 cm Anta scorrevole in vetro Stopsol 0,4+0,4 cm	L. 100 cm - H 180 cm	MB.130LMZ100	2.810
Glass sliding door Stopsol 0,4+0,4 cm Anta scorrevole in vetro Stopsol 0,4+0,4 cm	L. 120 cm - H 180 cm	MB.130LMZ120	2.983
Glass sliding door Stopsol 0,4+0,4 cm Anta scorrevole in vetro Stopsol 0,4+0,4 cm	L. 140 cm - H 180 cm	MB.130LMZ140	3.212

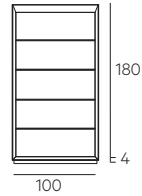
Can only be used in case of minimum coupling two equal modules | Utilizzabile solo in caso di accoppiamento di minimo due moduli uguali

HENGE®

LOOM SYSTEM SHELVES



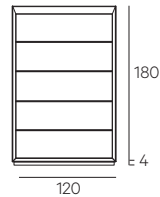
100x55x184h



Wood types - Tipi di legno

Frame Cornice	Code Codice	Sides Fianchi	Thermowoods	Swamp Oak Swamp Elm	Titanium
Black Burnished Steel 100 cm	MB.130LMR100	Oak thermowood			
		Heat-treated Eucalyptus	8.232	--	12.218
		Black Eucalyptus			
		Swamp Oak Swamp Elm	--	9.868	13.854
Burnished Brass 100 cm	MB.130LMR100	Oak thermowood			
		Heat-treated Eucalyptus	10.285	--	14.270
		Black Eucalyptus			
		Swamp Oak Swamp Elm	--	11.921	15.906

120x55x184h



Wood types - Tipi di legno

Frame Cornice	Code Codice	Sides Fianchi	Thermowoods	Swamp Oak Swamp Elm	Titanium
Black Burnished Steel 120 cm	MB.130LMR120	Oak thermowood			
		Heat-treated Eucalyptus	8.956	--	13.510
		Black Eucalyptus			
		Swamp Oak Swamp Elm	--	10.689	15.241
Burnished Brass 120 cm	MB.130LMR120	Oak thermowood			
		Heat-treated Eucalyptus	10.625	--	15.814
		Black Eucalyptus			
		Swamp Oak Swamp Elm	--	12.993	17.547

TECHNICAL INFORMATION

Structure

Plywood, thickness 4 cm. Inner and outer shell in heat-treated woods as per our samples, Swamp Oak and Swamp Elm finished with oil made of natural wax and water.

Frame

Frame in Black Burnished Steel and Burnished Brass made using traditional hand techniques.

Back panel

Heat-treated woods as per our samples, Swamp Oak and Swamp Elm finished with oil made of natural wax and water.

Available also in Titanium.

Base

Height 4 cm.

Shelves

Bronzed tempered glass 1 cm thickness.

Optional

Led kit switch system.

DIMENSIONS

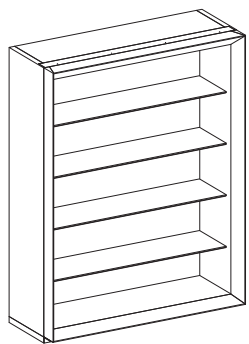
Cm 100x55x184h

Cm 120x55x184h

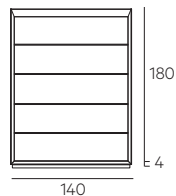
Cm 140x55x184h

HENGE®

LOOM SYSTEM SHELVES



140x55x184h



Wood types - Tipi di legno

Frame Cornice	Code Codice	Sides Fianchi	Thermowoods	Swamp Oak Swamp Elm	Titanium
Back panel finish Finitura Schienale					
Black Burnished Steel 140 cm	MB.130LMR140	Oak thermowood			
		Heat-treated Eucalyptus	9.927	--	15.049
		Black Eucalyptus			
		Swamp Oak	--	11.755	16.875
		Swamp Elm			
		Burnished Brass 140 cm	MB.130LMR140	Oak thermowood	
Heat-treated Eucalyptus	12.280	--		17.400	
Black Eucalyptus					
Swamp Oak	--	14.106		19.227	
Swamp Elm					

INFORMAZIONI TECNICHE

Scocca

Legno listellare spessore 4 cm. Finitura interna ed esterna scocca con legni termotrattati nelle finiture a campionario, rovere di palude e olmo di palude, finiti ad olio a base di cera naturale ed acqua.

Cornice

Cornice in ottone o acciaio spessore 2 cm, finitura ottone brunito nero, Acciaio brunito nero a mano usando tecniche tradizionali.

Schienale

Legni termotrattati nelle finiture a campionario, rovere di palude e olmo di palude, finiti ad olio a base di cera naturale ed acqua. Diponibile anche in titanio.

Zoccolo

Altezza 4 cm.

Mensole

Vetro temperato bronzato sp. 1 cm.

Opzionale

Illuminazione strisce Led, accensione con interruttore.

DIMENSIONI

Cm 100x55x184h

Cm 120x55x184h

Cm 140x55x184h

NATURAL LIGHT LED KIT - KIT LUCI LED NATURALI: Euro 532

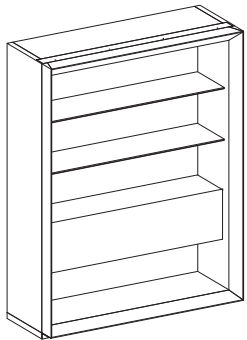
Lighting switch system - Accensione con interruttore

Glass sliding door Stopsol 0,4+0,4 cm Anta scorrevole in vetro Stopsol 0,4+0,4 cm	L. 100 cm - H 180 cm	MB.130LMZ100	2.810
Glass sliding door Stopsol 0,4+0,4 cm Anta scorrevole in vetro Stopsol 0,4+0,4 cm	L. 120 cm - H 180 cm	MB.130LMZ120	2.983
Glass sliding door Stopsol 0,4+0,4 cm Anta scorrevole in vetro Stopsol 0,4+0,4 cm	L. 140 cm - H 180 cm	MB.130LMZ140	3.212

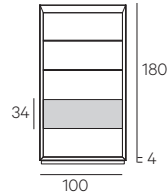
Can only be used in case of minimun coupling two equal modules - Utilizzabile solo in caso di accoppiamento di minimo due moduli uguali

HENGE®

LOOM SYSTEM Shelves and storage



100x55x184h



TECHNICAL INFORMATION

Structure

Plywood, thickness 4 cm. Inner and outer shell made of heat-treated wood as per our samples. Swamp Oak and Swamp Elm finished with oil made of natural wax and water.

Frame

Frame in Brass and Steel, 2 cm thickness. Finished in Burnished Brass, Black Burnished Steel made using traditional hand techniques.

Back panel

Heat-treated wood as per our samples. Swamp Oak and Swamp Elm finished with oil made of natural wax and water. Available also in Titanium.

Base

Height 4 cm.

Storage units with flap doors

Standard finish made of plywood with 2 cm thickness. Heat-treated wood as per our samples. Swamp Oak and Swamp Elm finished with oil made of natural wax and water.

Optional finish: Burnished Black Brass, Burnished Brass, Black Burnished Steel made using traditional hand techniques.

Shelves

Bronzed tempered glass 1 cm thick.

Optional

Led kit switch system.

DIMENSIONS

Cm 100x55x184h

Cm 120x55x184h

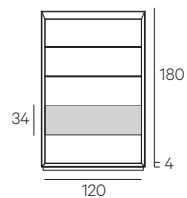
Cm 140x55x184h

Frame Cornice	Code Codice	Sides Fianchi	Thermowoods	Swamp Oak Swamp Elm	Titanium
Back panel finish Finitura Schienale					

Wood types - Tipi di legno

Black Burnished Steel 100 cm	MB.130LMM100	Oak thermowood			
		Heat-treated Eucalyptus	9.819	--	13.803
		Black Eucalyptus			
		Swamp Oak Swamp Elm	--	12.128	16.114
Burnished Brass 100 cm	MB.130LMM100	Oak thermowood			
		Heat-treated Eucalyptus	11.870	--	15.857
		Black Eucalyptus			
		Swamp Oak Swamp Elm	--	14.179	18.166
Extra price for the container shelf in Black Burnished Steel Maggiorazione per contenitore in acciaio brunito nero					651
Extra price for storage unit in Burnished Platino / Burnished Titanio Maggiorazione per contenitore in platino brunito / titanio brunito					804
Extra price for the container shelf in Burnished Brass Maggiorazione per contenitore in ottone brunito					1.403

120x55x184h

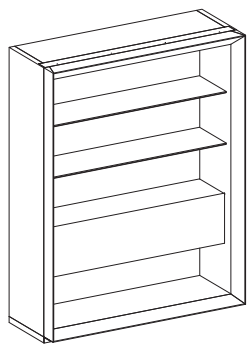


Wood types - Tipi di legno

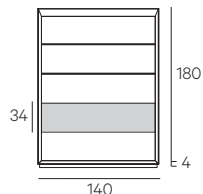
Black Burnished Steel 120 cm	MB.130LMM120	Oak thermowood			
		Heat-treated Eucalyptus	10.657	--	15.210
		Black Eucalyptus			
		Swamp Oak Swamp Elm	--	13.064	17.615
Burnished Brass 120 cm	MB.130LMM120	Oak thermowood			
		Heat-treated Eucalyptus	12.962	--	17.514
		Black Eucalyptus			
		Swamp Oak Swamp Elm	--	15.367	19.920
Extra price for the container shelf in Black Burnished Steel Maggiorazione per contenitore in acciaio brunito nero					707
Extra price for storage unit in Burnished Platino / Burnished Titanio Maggiorazione per contenitore in platino brunito / titanio brunito					890
Extra price for the container shelf in Burnished Brass Maggiorazione per contenitore in ottone brunito					1.810

HENGE®

LOOM SYSTEM Shelves and storage



140x55x184h



Wood types - Tipi di legno

Frame Cornice	Code Codice	Sides Fianchi	Thermowoods	Swamp Oak Swamp Elm	Titanium
Back panel finish Finitura Schienale					
Black Burnished Steel 140 cm	MB.130LMM140	Oak thermowood			
		Heat-treated Eucalyptus	11.799	--	16.920
		Black Eucalyptus			
		Swamp Oak Swamp Elm	--	14.301	19.422
Burnished Brass 140 cm	MB.130LMM140	Oak thermowood			
		Heat-treated Eucalyptus	14.151	--	19.272
		Black Eucalyptus			
		Swamp Oak Swamp Elm	--	16.653	21.773
Extra price for the container shelf in Black Burnished Steel Maggiorazione per contenitore in acciaio brunito nero					828
Extra price for storage unit in Burnished Platino / Burnished Titano Maggiorazione per contenitore in platino brunito / titanio brunito					1.049
Extra price for the container shelf in Burnished Brass Maggiorazione per contenitore in ottone brunito					2.217

INFORMAZIONI TECNICHE

Scocca

Legno listellare spessore 4 cm. Finitura interna ed esterna scocca Legni termotrattati nelle finiture a campionario, rovere di palude e olmo di palude, finiti ad olio a base di cera naturale ed acqua.

Cornice

Cornice in ottone o acciaio spessore 2 cm, finitura ottone brunito o Acciaio brunito nero a mano usando tecniche tradizionali.

Schienale

Legni termotrattati nelle finiture a campionario e rovere di palude e olmo di palude, finiti ad olio a base di cera naturale ed acqua o titanio.

Zoccolo

Altezza 4 cm.

Contentore a ribalta

Finitura Standard: Struttura in Legno listellare spessore 2 cm.

Legni termotrattati nelle finiture a campionario e rovere di palude e olmo di palude, finiti ad olio a base di cera naturale ed acqua.

Finitura optional: Ottone brunito, ottone brunito nero a mano usando tecniche tradizionali.

Mensole

Vetro temperato bronzato sp. 1 cm.

Opzionale

Illuminazione strisce Led, accensione con interruttore.

DIMENSIONI

Cm 100x55x184h

Cm 120x55x184h

Cm 140x55x184h

NATURAL LIGHT LED KIT - KIT LUCI LED NATURALI: Euro 532

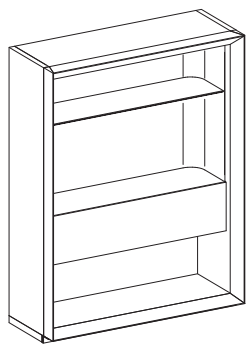
Lighting switch system - Accensione con interruttore

Glass sliding door Stopsol 0,4+0,4 cm Anta scorrevole in vetro Stopsol 0,4+0,4 cm	L. 100 cm - H 180 cm	MB.130LMZ100	2.810
Glass sliding door Stopsol 0,4+0,4 cm Anta scorrevole in vetro Stopsol 0,4+0,4 cm	L. 120 cm - H 180 cm	MB.130LMZ120	2.983
Glass sliding door Stopsol 0,4+0,4 cm Anta scorrevole in vetro Stopsol 0,4+0,4 cm	L. 140 cm - H 180 cm	MB.130LMZ140	3.212

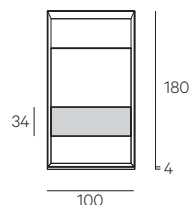
Can only be used in case of minimum coupling two equal modules. Utilizzabile solo in caso di accoppiamento di minimo due moduli uguali

HENGE®

LOOM SYSTEM Shelves and storage Metal back



100x55x184h



TECHNICAL INFORMATION

Structure

Plywood, thickness 4 cm. Inner and outer shell made of heat-treated wood as per our samples. Swamp Oak and Swamp Elm finished with oil made of natural wax and water.

Frame

Frame in Brass and Steel, 2 cm thickness. Finished in Burnished Brass, Black Burnished Steel made using traditional hand techniques.

Back panel

Heat-treated wood as per our samples. Swamp Oak and Swamp Elm finished with oil made of natural wax and water. Available also in Titanium.

Base

Height 4 cm.

Storage units with flap doors

Standard finish made of plywood with 2 cm thickness. Heat-treated wood as per our samples. Swamp Oak and Swamp Elm finished with oil made of natural wax and water.

Optional finish: Burnished Black Brass, Burnished Brass, Black Burnished Steel made using traditional hand techniques.

Shelves

Bronzed tempered glass 1 cm thick.

Optional

Led kit switch system.

DIMENSIONS

Cm 100x55x184h

Cm 120x55x184h

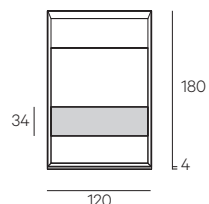
Cm 140x55x184h

Frame Cornice	Code Codice	Sides Fianchi	Burnished Platino Burnished Titanio	Burnished Brass	H-Silver
Back panel finish Finitura Schienale					

Wood types - Tipi di legno

Black Burnished Steel 100 cm	MB.130LMM100	Oak thermowood			
		Heat-treated Eucalyptus	11.378	11.539	15.681
		Black Eucalyptus			
		Swamp Oak Swamp Elm	13.686	13.848	17.990
Burnished Brass 100 cm	MB.130LMM100	Oak thermowood			
		Heat-treated Eucalyptus	13.431	13.591	17.731
		Black Eucalyptus			
		Swamp Oak Swamp Elm	15.740	15.901	20.040
Extra price for the container shelf in Black Burnished Steel Maggiorazione per contenitore in acciaio brunito nero					651
Extra price for storage unit in Burnished Platino / Burnished Titanio Maggiorazione per contenitore in platino brunito / titanio brunito					804
Extra price for the container shelf in Burnished Brass Maggiorazione per contenitore in ottone brunito					1.403

120x55x184h

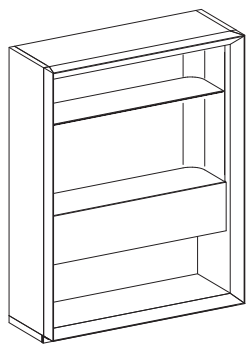


Wood types - Tipi di legno

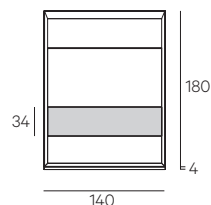
Black Burnished Steel 120 cm	MB.130LMM120	Oak thermowood			
		Heat-treated Eucalyptus	12.527	12.664	17.251
		Black Eucalyptus			
		Swamp Oak Swamp Elm	14.932	15.069	19.656
Burnished Brass 120 cm	MB.130LMM120	Oak thermowood			
		Heat-treated Eucalyptus	14.831	14.969	19.556
		Black Eucalyptus			
		Swamp Oak Swamp Elm	17.235	17.375	21.962
Extra price for the container shelf in Black Burnished Steel Maggiorazione per contenitore in acciaio brunito nero					707
Extra price for storage unit in Burnished Platino / Burnished Titanio Maggiorazione per contenitore in platino brunito / titanio brunito					890
Extra price for the container shelf in Burnished Brass Maggiorazione per contenitore in ottone brunito					1.810

HENGE®

LOOM SYSTEM Shelves and storage Metal back



140x55x184h



INFORMAZIONI TECNICHE

Scocca

Legno listellare spessore 4 cm. Finitura interna ed esterna scocca Legni termotrattati nelle finiture a campionario, rovere di palude e olmo di palude, finiti ad olio a base di cera naturale ed acqua.

Cornice

Cornice in ottone o acciaio spessore 2 cm, finitura ottone brunito o Acciaio brunito nero a mano usando tecniche tradizionali.

Schienale

Legni termotrattati nelle finiture a campionario e rovere di palude e olmo di palude, finiti ad olio a base di cera naturale ed acqua o titanio.

Zoccolo

Altezza 4 cm.

Contentore a ribalta

Finitura Standard: Struttura in Legno listellare spessore 2 cm.

Legni termotrattati nelle finiture a campionario e rovere di palude e olmo di palude, finiti ad olio a base di cera naturale ed acqua.

Finitura optional: Ottone brunito, ottone brunito nero a mano usando tecniche tradizionali.

Mensole

Vetro temperato bronzato sp. 1 cm.

Opzionale

Illuminazione strisce Led, accensione con interruttore.

DIMENSIONI

Cm 100x55x184h

Cm 120x55x184h

Cm 140x55x184h

Frame Cornice	Code Codice	Sides Fianchi	Burnished Platino Burnished Titanio	Burnished Brass	H-Silver
Back panel finish Finitura Schienale					

Wood types - Tipi di legno

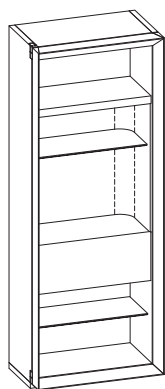
Black Burnished Steel 140 cm	MB.130LMM140	Oak thermowood			
		Heat-treated Eucalyptus	13.978	14.094	19.126
		Black Eucalyptus			
		Swamp Oak Swamp Elm	16.480	16.595	21.628
Burnished Brass 140 cm	MB.130LMM140	Oak thermowood			
		Heat-treated Eucalyptus	16.330	16.444	21.478
		Black Eucalyptus			
		Swamp Oak Swamp Elm	18.831	18.946	23.979
Extra price for the container shelf in Black Burnished Steel Maggiorazione per contenitore in acciaio brunito nero					828
Extra price for storage unit in Burnished Platino / Burnished Titanio Maggiorazione per contenitore in platino brunito / titanio brunito					1.049
Extra price for the container shelf in Burnished Brass Maggiorazione per contenitore in ottone brunito					2.217

NATURAL LIGHT LED KIT - KIT LUCI LED NATURALI: Euro 532

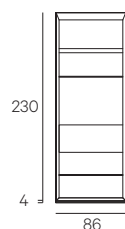
Glass sliding door Stopsol 0,4+0,4 cm Anta scorrevole in vetro Stopsol 0,4+0,4 cm	L. 100 cm - H 180 cm	MB.130LMZ100	2.810
Glass sliding door Stopsol 0,4+0,4 cm Anta scorrevole in vetro Stopsol 0,4+0,4 cm	L. 120 cm - H 180 cm	MB.130LMZ120	2.983
Glass sliding door Stopsol 0,4+0,4 cm Anta scorrevole in vetro Stopsol 0,4+0,4 cm	L. 140 cm - H 180 cm	MB.130LMZ140	3.212

Can only be used in case of minimum coupling two equal modules . Utilizzabile solo in caso di accoppiamento di minimo due moduli uguali

LOOM - FR



Shelves and storage | Ripiani e contenitori 86x55x234h



TECHNICAL INFORMATION

Structure

Plywood, thickness 4 cm.

Hinged door

Frame in Brass and Steel. Finished in Burnished Brass, Black Burnished Steel made using traditional hand techniques, stopsol glass 0.5 cm.

Back panel

Heat-treated woods as per our samples and Swamp Oak and Swamp Elm finished with oil made of natural wax and water.

Burnished Platino, Burnished Titanio, Burnished Brass and H-Silver made using traditional hand techniques.

Storage units with flap doors

Plywood, thickness 2 cm. Heat-treated woods as per our samples and Swamp Oak and Swamp Elm finished with oil made of natural wax and water.

Optional finish: Burnished Black Brass, Burnished Brass, Black Burnished Steel, Steel finish Burnished Platino, Burnished Titanio made using traditional hand techniques.

Shelves

Bronzed tempered glass 1 cm thick.

DIMENSIONS

Cm 86x55x234h

INFORMAZIONI TECNICHE

Scocca

Legno listellare spessore 4 cm.

Anta battente

Cornice in ottone o acciaio, finitura ottone brunito, Acciaio brunito nero a mano usando tecniche tradizionali, vetro stopsol 0,5 cm.

Schienale

Legni termotrattati nelle finiture a campionario e rovere e olmo di palude, finiti ad olio a base di cera naturale ed acqua. Brunito platino, brunito titanio, ottone e H-Silver bruniti a mano usando tecniche tradizionali.

Contentore a ribalta

Struttura in legno listellare spessore 2 cm. Legni termotrattati nelle finiture a campionario e rovere e olmo di palude, finiti ad olio a base di cera naturale ed acqua.

Optional: Ottone brunito, ottone brunito nero, acciaio finitura brunito platino e brunito titanio, a mano usando tecniche tradizionali.

Mensole

Vetro temperato bronzato sp. 1 cm.

DIMENSIONI

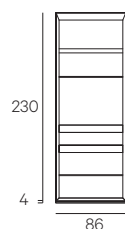
Cm 86x55x234h

Frame Cornice	Code Codice	Sides Fianchi	Burnished Platino Burnished Titanio	Burnished Brass	H-Silver
Back panel finish Finitura Schienale					

Wood types - Tipi di legno

Black Burnished Steel	MB.135LMM010	Oak thermowood	19.083	19.608	20.459
		Heat-treated Eucalyptus			
		Black Eucalyptus			
		Swamp Oak Swamp Elm			
Burnished Brass	MB.135LMM010	Oak thermowood	21.135	21.661	23.510
		Heat-treated Eucalyptus			
		Black Eucalyptus			
		Swamp Oak Swamp Elm			
Extra price for storage unit in Black Burnished Steel Maggiorazione per contenitore in acciaio brunito nero					651
Extra price for storage unit in Burnished Platino / Burnished Titanio Maggiorazione per contenitore in platino brunito / titanio brunito					804
Extra price for storage unit in Burnished Brass Maggiorazione per contenitore in ottone brunito					1.403

Shelves | Ripiani 86x55x234h



Wood types - Tipi di legno

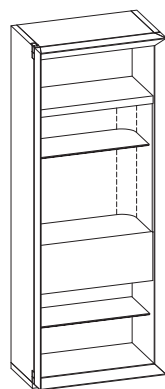
Black Burnished Steel	MB_135LMS010	Oak thermowood	19.083	19.608	20.459
		Heat-treated Eucalyptus			
		Black Eucalyptus			
		Swamp Oak Swamp Elm			
Burnished Brass	MB_135LMS010	Oak thermowood	21.135	21.661	23.510
		Heat-treated Eucalyptus			
		Black Eucalyptus			
		Swamp Oak Swamp Elm			
Extra price for shelves in Black Burnished Steel Maggiorazione per ripiani in acciaio brunito nero					893
Extra price for shelves in Burnished Platino / Burnished Titanio Maggiorazione per ripiani in platino brunito / titanio brunito					1.075
Extra price for shelves in Burnished Brass Maggiorazione per ripiani in ottone brunito					2.039

NATURAL LIGHT LED KIT - KIT LUCI LED NATURALI: Euro 532



HENGE®

LOOM - FR



TECHNICAL INFORMATION

Structure

Plywood, thickness 4 cm.

Hinged door

Frame in Brass and Steel. Finish in Burnished Brass, Black Burnished Steel made using traditional hand techniques, stopsol glass 0.5 cm.

Back panel

Heat-treated woods as per our samples and Swamp Oak and Swamp Elm finished with oil made of natural wax and water. Burnished Platino, Burnished Titanio, Burnished Brass and H-Silver made using traditional hand techniques.

Storage units with flap doors

Plywood, thickness 2 cm. Heat-treated woods as per our samples and Swamp Oak and Swamp Elm finished with oil made of natural wax and water.

Optional finish: Burnished Black Brass, Burnished Brass, Black Burnished Steel, Steel finish Burnished Platino, Burnished Titanio made using traditional hand techniques.

Shelves

Bronzed tempered glass 1 cm thick.

DIMENSIONS

Cm 86x55x234h

INFORMAZIONI TECNICHE

Scocca

Legno listellare spessore 4 cm.

Anta battente

Cornice in ottone o acciaio, finitura ottone brunito, Acciaio brunito nero a mano usando tecniche tradizionali, vetro stopsol 0,5 cm.

Schienale

Legni termotrattati nelle finiture a campionario e rovere e olmo di palude, finiti ad olio a base di cera naturale ed acqua. Brunito platino, brunito titanio, ottone e H-Silver bruniti a mano usando tecniche tradizionali.

Contentore a ribalta

Struttura in legno listellare spessore 2 cm. Legni termotrattati nelle finiture a campionario e rovere e olmo di palude, finiti ad olio a base di cera naturale ed acqua.

Optional: Ottone brunito, ottone brunito nero, acciaio finitura brunito platino e brunito titanio, a mano usando tecniche tradizionali.

Mensole

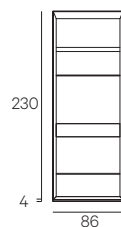
Vetro temperato bronzato sp. 1 cm.

DIMENSIONI

Cm 86x55x234h

Shelves and drawer | Ripiani e cassetti 86x55x234h

Wood types - Tipi di legno

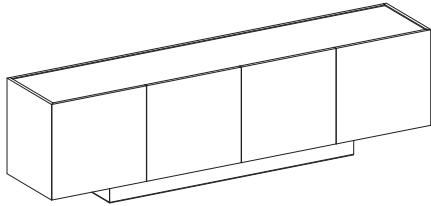


Frame Cornice	Code Codice	Sides Fianchi	Burnished Platino Burnished Titanio	Burnished Brass	H-Silver
Back panel finish Finitura Schienale					
Black Burnished Steel	MB_135LMD010	Oak thermowood			
		Heat-treated Eucalyptus	19.083	19.608	20.459
		Black Eucalyptus			
		Swamp Oak Swamp Elm	19.849	20.374	21.865
Burnished Brass	MB_135LMD010	Oak thermowood			
		Heat-treated Eucalyptus	21.135	21.661	23.510
		Black Eucalyptus			
		Swamp Oak Swamp Elm	21.901	22.427	25.437
Extra price for drawer in Black Burnished Steel Maggiorazione per cassetto in acciaio brunito nero					575
Extra price for drawer in Burnished Titanio / Burnished Platino Maggiorazione per cassetto in Titanio brunito / Platino brunito					692
Extra price for drawer in Burnished Brass Maggiorazione per cassetto in ottone brunito					1.109

NATURAL LIGHT LED KIT - KIT LUCI LED NATURALI: Euro 532

HENGE®

SIDE-X



Structure Finish Finitura struttura	Code Codice	Thermowood	Swamp Oak Swamp Elm	Metal mesh	Stone
Top finishes Finitura top					

Base in Black Burnished Steel | Basamento in acciaio brunito nero

Side | Credenza 240x57x65h

Oak Thermowood	MB.060SX010	11.410	--	12.463	14.764
Eucalyptus Thermowood					
Black Eucalyptus Thermowood					
Swamp Oak Swamp Elm		--	12.623	13.543	15.843

Base in Burnished Brass | Basamento in ottone brunito

Side | Credenza 240x57x65h

Oak Thermowood	MB.060SX010	12.081	--	13.135	15.435
Eucalyptus Thermowood					
Black Eucalyptus Thermowood					
Swamp Oak Swamp Elm		--	13.294	14.215	16.515

TECHNICAL INFORMATION

Structure

In solidwood, sides thickness 36 cm, bottom thickness 5 cm.

Doors

In solidwood, thickness 2.2 cm, flush. Concealed hinges for flush doors.

Top

In solidwood, thickness 5 cm.

Finish

Heat treated woods as our samples, Swamp Oak and Swamp Elm oil finish based on natural wax and water.

Top in stone, thickness 2 cm

Stones from our range.

Top in metal mesh finish

Black Burnished Steel mesh tweed pattern.

Base

Black Steel hand-burnished using traditional techniques.
Brass hand-burnished using traditional techniques.

DIMENSIONS

Cm 240x57x65h

Cm 280x57x65h

INFORMAZIONI TECNICHE

Scocca

Legno listellare fianchi spessore 3,6 cm, fondo spessore 5 cm.

Ante

Legno listellare spessore 2,2 cm, filo cassa. Cerniere a scomparsa per ante a filo.

Top

In legno listellare spessore 5 cm.

Finitura

Legni termotrattati nelle finiture a campionario e rovere di palude finiti ad olio a base di cera naturale ed acqua.

Finitura Pietra spessore 2 cm

Pietre nella gamma a campionario.

Finitura in maglia metallica

Maglia d'acciaio tweed brunito.

Zoccolo

Acciaio brunito nero a mano secondo le tecniche tradizionali.
Ottone brunito a mano secondo le tecniche tradizionali.

DIMENSIONI

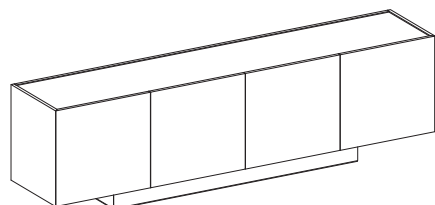
Cm 240x57x65h

Cm 280x57x65h



HENGE®

SIDE-X



TECHNICAL INFORMATION

Structure

In solidwood, sides thickness 36 cm, bottom thickness 5 cm.

Doors

In solidwood, thickness 2.2 cm, flush. Concealed hinges for flush doors.

Top

In solidwood, thickness 5 cm.

Finish

Heat treated woods as our samples, Swamp Oak and Swamp Elm oil finish based on natural wax and water.

Top in stone, thickness 2 cm

Stones from our range.

Top in metal mesh finish

Black Burnished Steel mesh tweed pattern.

Base

Black Steel hand-burnished using traditional techniques.

Brass hand-burnished using traditional techniques.

DIMENSIONS

Cm 240x57x65h

Cm 280x57x65h

INFORMAZIONI TECNICHE

Scocca

Legno listellare fianchi spessore 3,6 cm, fondo spessore 5 cm.

Ante

Legno listellare spessore 2,2 cm, filo cassa.

Cerniere a scomparsa per ante a filo.

Top

In legno listellare spessore 5 cm.

Finitura

Legni termotrattati nelle finiture a campionario e rovere di palude e olmo di palude finiti ad olio a base di cera naturale ed acqua.

Finitura Pietra spessore 2 cm

Pietre nella gamma a campionario.

Finitura in maglia metallica

Maglia d'acciaio tweed brunito.

Zoccolo

Acciaio brunito nero a mano secondo le tecniche tradizionali.

Ottone brunito a mano secondo le tecniche tradizionali.

DIMENSIONI

Cm 240x57x65h

Cm 280x57x65h

Structure Finish Finitura struttura	Code Codice	Thermowood	Swamp Oak Swamp Elm	Metal mesh	Stone
Top finishes Finitura top					

Base in Burnished Black Steel | Basamento in acciaio brunito nero

Side | Credenza 280x57x65h

	Oak Thermowood	MB.060SX020	13.172	--	14.401	16.918
	Eucalyptus Thermowood					
	Black Eucalyptus Thermowood					
	Swamp Oak Swamp Elm					

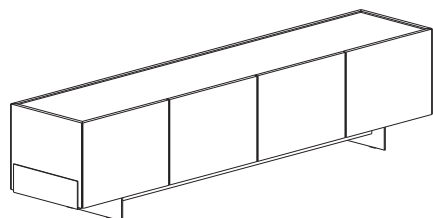
Base in Burnished Brass | Basamento in ottone brunito

Side | Credenza 280x57x65h

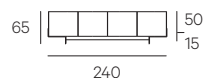
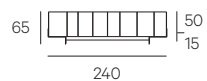
	Oak Thermowood	MB.060SX020	13.966	--	15.195	17.712
	Eucalyptus Thermowood					
	Black Eucalyptus Thermowood					
	Swamp Oak Swamp Elm					

HENGE®

SIDE-X EVO



Side | Credenza 240x57x65h



TECHNICAL INFORMATION

Structure

Structure in solid wood. Sides thickness 36 cm, top and bottom thickness 5 cm and flush doors in 2.5 cm thick solid wood veneered or covered with metal.

Top

In plywood veneer, or covered with Steel metal mesh; Stone top 2 cm thickness, stone from our range.

Finish

Heat treated woods oil finish based on natural wax and water Oak thermowood, Eucalyptus thermowood, Black Eucalyptus thermowood or swamp woods: Swamp oak, Swamp Elm. Burnished metals made using traditional hand techniques, result of an exclusive Henge recipe: Black Burnished Steel, Burnished Titanio, Burnished Platino, Burnished Brass, Black Burnished Brass, Brass Patina, H-Silver®, H-Silver® Black, H-Silver® Patina and H-Pale Gold® Patina.

Top finishes

Stones from our range. Heat treated woods oil finish based on natural wax and water Oak thermowood, Eucalyptus thermowood, Black Eucalyptus thermowood or swamp woods: Swamp oak, Swamp Elm. H-Piuma, H-Piuma Light, Black Burnished Steel mesh tweed pattern. Stones as per our range.

Base

Black Burnished Steel.

Optional

Back in metal finish (for metal version). Internal back in stopsol glass.

DIMENSIONS

Cm 240x57x65h

Cm 280x57x65h

INFORMAZIONI TECNICHE

Struttura

Struttura in legno listellare. Fianchi spessore 36 e ante a filo spessore 2,5 in legno listellare in finitura legno.

Top

In legno listellare nelle finiture a campionario o rivestito in rete metallica; top in pietra spessore 2 cm nella gamma a campionario.

Finiture

Legni termizzati con finitura ad olio a base di cera naturale ed acqua rovere termizzato, eucalipto termizzato, eucalipto nero termizzato o rovere di palude e olmo di palude. Metalli bruniti a mano secondo le tecniche tradizionali, risultato di una ricetta esclusiva Henge: Acciaio brunito nero, Titanio brunito, Platino brunito, ottone brunito, ottone brunito nero, ottone patina, H-Silver®, H-Silver® Black, H-Silver® Patina e H-Pale Gold® Patina.

Finiture top

Pietre nella gamma a campionario. Legni termizzati con finitura ad olio a base di cera naturale ad acqua rovere termizzato, eucalipto termizzato, eucalipto nero termizzato o rovere di palude e olmo di palude, H-Piuma, H-Piuma light.

Rete metallica. Pietre nella gamma a campionario.

Base

Acciaio brunito nero.

Opzionale

Schienale in finitura metallo (per le versioni rivestite in metallo).

Schienale interno in vetro stopsol.

DIMENSIONI

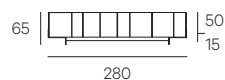
Cm 240x57x65h

Cm 280x57x65h

Structure Finish Finitura struttura	Code Codice	Thermowood	Swamp Oak Swamp Elm	H-Piuma H-Piuma light	Metal mesh	Stone
Top finishes Finitura top						

Structure Finish	Code	Thermowood	Swamp Oak Swamp Elm	H-Piuma H-Piuma light	Metal mesh	Stone
Thermowood	MB.062SX240	11.270	11.388	11.501	12.617	14.294
Swamp Oak Swamp Elm		12.192	12.333	12.445	13.564	15.228
H-Piuma H-Piuma light		13.765	13.971	14.133	14.809	16.236
Black Burnished Steel		16.283	16.417	16.527	17.230	17.095
Burnished Platino Burnished Titanio		17.134	17.267	17.378	18.080	18.818
Burnished Brass		18.988	19.121	19.232	19.934	20.672
Brass Patina		22.637	22.770	22.881	23.583	24.321
H-Silver®		22.763	21.645	21.758	22.876	24.520
H-Silver® Black		23.269	23.405	23.518	24.236	24.787
H-Silver® Patina		26.102	26.235	26.346	27.048	27.786
H-Pale Gold® Patina	27.077	27.240	27.375	28.233	29.135	

Side | Credenza 280x57x65h



Structure Finish	Code	Thermowood	Swamp Oak Swamp Elm	H-Piuma H-Piuma light	Metal mesh	Stone
Thermowood	MB.062SX280	12.578	12.532	12.667	13.501	15.686
Swamp Oak Swamp Elm		13.626	13.466	13.601	14.435	16.620
H-Piuma H-Piuma light		15.301	15.542	15.733	16.517	19.206
Black Burnished Steel		17.689	17.844	17.973	18.944	18.678
Burnished Platino Burnished Titanio		18.661	18.817	18.946	19.916	20.737
Burnished Brass		20.579	20.734	20.864	21.834	22.655
Brass Patina		24.138	24.293	24.422	25.393	24.849
H-Silver®		24.967	23.879	24.013	24.847	27.032
H-Silver® Black		25.244	24.060	24.195	26.513	27.214
H-Silver® Patina		28.306	28.461	28.590	29.561	30.381
H-Pale Gold® Patina	29.169	29.358	29.517	30.702	31.706	

Optional

Internal back in Stopsol Glass cm 240: **253** euro

Internal back in Stopsol Glass cm 280: **354** euro

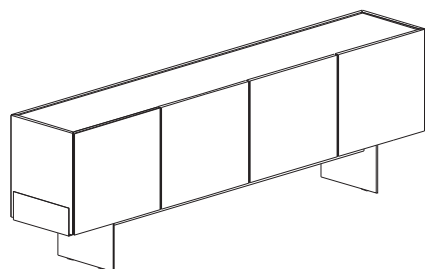
Surcharge for back - Maggiorazione schienale

	Side-X EVO 240	Side-X EVO 280
Black Burnished Steel	601	701
Burnished Platino / Burnished Titanio	736	858
Burnished Brass	1.025	1.196
Brass Patina	1.418	1.701
H-Silver®	3.385	3.949
H-Silver® Black	3.452	4.028
H-Silver® Patina	3.567	4.162
H-Pale Gold® Patina	4.443	5.184

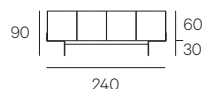
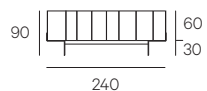
*NATURAL LIGHT LED KIT 3000K - KIT LUCI LED NATURALI 3000K: 985 EURO

HENGE®

SIDE-X EVO HIGH



Side | Credenza 240x50x90h



TECHNICAL INFORMATION

Structure

Structure in solid wood. Sides thickness 36 cm, top and bottom thickness 5 cm and flush doors in 2.5 cm thick solid wood veneered or covered with metal.

Top

In plywood veneer, or covered with Steel metal mesh; Stone top 2 cm thickness stone from our range.

Shelves

In bronzed tempered glass thickness 1 cm.

Finish

Heat treated woods oil finish based on natural wax and water Oak thermowood, Eucalyptus thermowood, Black Eucalyptus thermowood or swamp woods: Swamp oak, Swamp Elm. Burnished metals made using traditional hand techniques, result of an exclusive Henge recipe: Black Burnished Steel, Burnished Titanio, Burnished Platino, Burnished Brass, Black Burnished Brass, Brass Patina, H-Silver, H-Silver Black, H-Silver Patina.

Top finishes

Stones from our range. Heat treated woods oil finish based on natural wax and water Oak thermowood, Eucalyptus thermowood, Black Eucalyptus thermowood or swamp woods: Swamp Oak, Swamp Elm. H-Piuma, H-Piuma light, Black Burnished Steel mesh tweed pattern. Stones as per our range.

Accessories

1,5 cm thick drawers in Black Burnished Steel, Burnished Brass, shine copper.

Optional

Back in metal finish (for metal version). Internal back in stopsol glass.

DIMENSIONS

Cm 240x50x90h

Cm 280x50x90h

INFORMAZIONI TECNICHE

Struttura

Struttura in legno listellare. Fianchi spessore 36 e ante a filo spessore 2,5 in legno listellare in finitura legno termizzato, rovere di palude o olmo di palude.

Top

In legno listellare nelle finiture a campionario o rivestito in rete metallica; top in pietra spessore 2 cm nella gamma a campionario.

Ripiani

In vetro stopsol spessore 1 cm.

Finiture

Legni termizzati con finitura ad olio a base di cera naturale ed acqua, rovere termizzato, eucalipto termizzato, eucalipto nero termizzato o rovere di palude e olmo di palude. Metalli bruniti a mano secondo le tecniche tradizionali, risultato di una ricetta esclusiva Henge: Acciaio brunito nero, Titanio brunito, Platino brunito, ottone brunito, ottone brunito nero, Ottone Patina, H-Silver, H-Silver Black, H-Silver Patina.

Finiture top

Pietre nella gamma a campionario. Legni termizzati con finitura ad olio a base di cera naturale ed acqua, rovere termizzato, eucalipto termizzato, eucalipto nero termizzato o rovere di palude e olmo di palude, H-Piuma, H-Piuma light.

Rete metallica. Pietre nella gamma a campionario.

Base

Acciaio brunito nero.

Accessori

Vassoi interni in Acciaio brunito nero, ottone brunito, rame lucido.

Opzionale

Schienale in finitura metallo (per le versioni rivestite in metallo).

Schienale interno in vetro stopsol.

DIMENSIONS

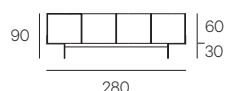
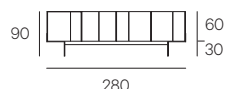
Cm 240x50x90h

Cm 280x50x90h

Structure Finish Finitura struttura	Code Codice	Thermowood	Swamp Oak Swamp Elm	H-Piuma H-Piuma light	Metal mesh	Stone
Top finishes Finitura top						

Thermowood	MB.064SXH240	13130	13.755	13.881	14.900	16.675
Swamp Oak Swamp Elm		14.076	14.945	15.071	16.091	17.866
H-Piuma H-Piuma light		16.507	17.934	18.086	19.309	21.440
Black Burnished Steel		18.143	18.260	18.357	18.862	20.154
Burnished Platino Burnished Titanio		18.994	19.111	19.208	19.713	20.611
Burnished Brass		20.848	20.965	21.062	21.567	22.243
Brass Patina		24.497	24.614	24.711	25.216	25.892
H-Silver®		25.466	26.655	26.782	27.801	29.577
H-Silver® Black		25.994	27.217	27.324	30.977	29.782
H-Silver® Patina		27.965	28.082	28.179	28.864	30.191
H-Pale Gold® Patina		29.352	29.638	29.765	30.784	32.559

Side | Credenza 280x50x90h



Thermowood	MB.064SXH280	14.391	15.582	15.730	16.902	18.805
Swamp Oak Swamp Elm		15.583	16.773	16.923	18.093	19.996
H-Piuma H-Piuma light		18.699	20.128	20.306	21.712	23.995
Black Burnished Steel		19.649	19.804	19.934	20.641	22.544
Burnished Platino Burnished Titanio		20.748	20.903	21.033	22.003	23.061
Burnished Brass		22.539	22.695	22.824	23.794	24.615
Brass Patina		26.098	26.253	26.383	27.353	28.174
H-Silver®		28.806	29.996	29.916	31.316	33.219
H-Silver® Black		29.038	30.485	30.377	31.694	33.914
H-Silver® Patina		30.897	31.052	30.842	32.013	33.916
H-Pale Gold® Patina		32.171	33.361	33.510	34.681	36.584

Optional

Internal back in Stopsol Glass cm 240: **340** euro

Internal back in Stopsol Glass cm 280: **408** euro

Surcharge for back - Maggiorazione schienale

	Side-X EVO 240	Side-X EVO 280
Black Burnished Steel	973	1.136
Burnished Platino / Burnished Titanio	1.190	1.390
Burnished Brass	1.661	1.938
Brass Patina	2.119	2.510
H-Silver®	5.483	6.397
H-Silver® Black	5.592	6.524
H-Silver® Patina	5.778	6.741
H-Pale Gold® Patina	6.913	8.068

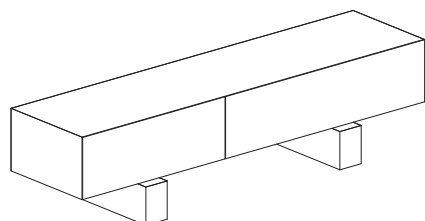
Internal trays . Vassoi interni

Internal trays in Black Burnished Steel	166
Internal trays in Burnished Brass	332
Internal trays in Shine Copper	464

*NATURAL LIGHT LED KIT 3000K - KIT LUCI LED NATURALI 3000K: 1.064 EURO

HENGE®

SLIM SIDE WOOD - LEGNO



TECHNICAL INFORMATION

Structure

Structure, base and doors in 2.5 cm thick solid wood.

Finish

Heat treated woods as our samples, Swamp Oak and Swamp Elm oil finish based on natural wax and water.

Bottom-hinged mechanism for soft opening and closing.

Optional

Stone base L.15 cm.

1.5 cm thick solid wood trays.

DIMENSIONS

Cm 240x60x61,5h

Cm 280x60x61,5h

INFORMAZIONI TECNICHE

Struttura

Scocca, basamento e ante in legno listellare spessore 2,5 cm.

Finitura

Legni termotrattati nelle finiture a campionario, rovere di palude e olmo di palude finiti ad olio a base di cera naturale ed acqua.

Meccanismo a ribalta rallentato in apertura e chiusura.

Opzionale

Basamento in pietra L.15 cm.

Vassoi interni in listellare sp. 1,5cm.

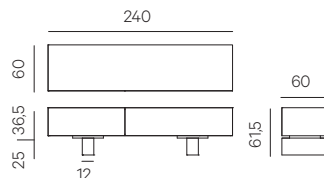
DIMENSIONI

Cm 240x60x61,5h

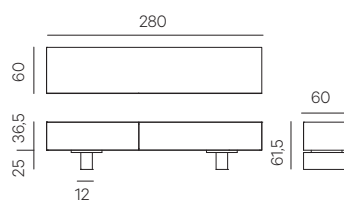
Cm 280x60x61,5h

Code Codice	Thermowood	Swamp Oak Swamp Elm
Structure Struttura		

Side | Credenza 240x60x61,5h



Side | Credenza 280x60x61,5h



MB.070SL010	7614	9614
-------------	------	------

MB.070SL020	8.313	10612
-------------	-------	-------

MB.070SLC010	1.308	2.206
--------------	-------	-------

Optional

Internal double-trays unit

Porta vassoi interno (2 vassoi)

Surcharge for stone base L. 15 cm

Maggiorazione per basamento in pietra L. 15 cm

Surcharge for Black Burnished Steel base

Maggiorazione per basamento in Acciaio brunito nero

Surcharge for Burnished Titanio/Burnished Platino base

Maggiorazione per basamento in titanio brunito/platino brunito

Surcharge for Burnished Brass base

Maggiorazione per basamento in ottone brunito

Surcharge for Brass Patina base

Maggiorazione per base ottone patina

Surcharge for H-Silver Patina base

Maggiorazione per base H-Silver patina

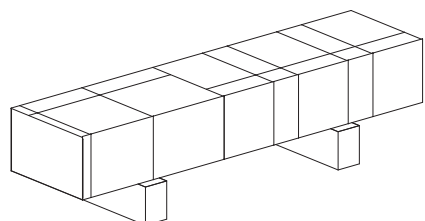
Surcharge for H-Pale Gold Patina base

Maggiorazione per base H-Pale Gold Patina

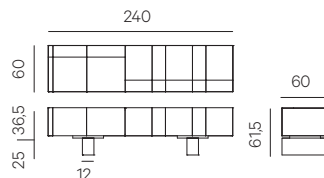
	3.413
	218
	335
	765
	1.110
	1.754
	2.146

HENGE®

SLIM SIDE



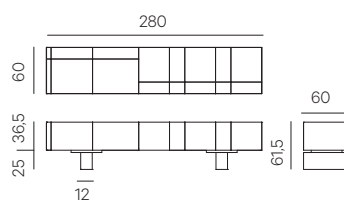
Side | Credenza 240x60x61,5h



Code Codice	Burnished Platino Burnished Titanio	Burnished Brass	Brass Patina	H-Silver Patina	H-Pale Gold Patina
Structure Struttura					

MB.070SL010	12.896	15.735	17.942	18.890	20.590
-------------	--------	--------	--------	--------	--------

Side | Credenza 280x60x61,5h



MB.070SL020	13.924	16.264	18.630	19.715	21.490
-------------	--------	--------	--------	--------	--------

TECHNICAL INFORMATION

Structure

Structure, base and doors in 2.5 cm thick solidwood.

Finish

Burnished Brass made using traditional hand techniques, Brass Patina and H-Silver Patina, Steel finish Burnished Platino, Burnished Titanio, internal black Eucalyptus Thermowood.

Bottom-hinged mechanism for soft opening and closing.

Optional

Back in metal finish. Stone base L.15 cm.

1.5 cm thick solidwood trays

DIMENSIONS

Cm 240x60x61,5h

Cm 280x60x61,5h

INFORMAZIONI TECNICHE

Struttura

Scocca, basamento e ante in legno listellare spessore 2,5 cm.

Finitura

Ottone brunito a mano secondo le tecniche tradizionali e ottone patina e H-Silver patina, acciaio finitura platino brunito, titanio brunito interno in eucalipto nero.

Meccanismo a ribalta rallentato in apertura e chiusura.

Opzionale

Finitura retro in metallo. Basamento in pietra L. 15 cm.

Vassoi interni in listellare sp. 1,5 cm.

DIMENSIONI

Cm 240x60x61,5h

Cm 280x60x61,5h

Optional

Internal double-trays unit

Porta vassoi interno (2 vassoi)

MB.070SLC010	1.308		
--------------	-------	--	--

Surcharge for the back in Metal finish.

Maggiorazione per schiena metallo finita retro L. 240

Surcharge for the back in Metal finish.

Maggiorazione per schiena metallo finita retro L. 280

Surcharge for stone base L. 15 cm

Maggiorazione per basamento in pietra L. 15 cm

Surcharge for Black Burnished Steel base

Maggiorazione per basamento in Acciaio brunito nero

Surcharge for Burnished Titanio/Burnished Platino base

Maggiorazione per basamento in titanio brunito/platino brunito

Surcharge for Burnished Brass base

Maggiorazione per basamento in ottone brunito

Surcharge for Brass Patina base

Maggiorazione per base in ottone patina

Surcharge for H-Silver Patina base

Maggiorazione per base in H-Silver patina

Surcharge for H-Pale Gold Patina base

Maggiorazione per base H-Pale Gold Patina

1136	2.042	2.673	4.276	4.660
1.318	2.276	3.065	4.850	5.287
3.413				
218				
335				
765				
1.110				
1.754				
2.146				

Surcharge for Black Burnished Brass 3% from Burnished Brass price

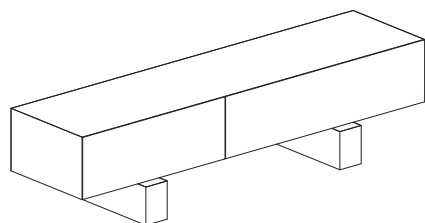
Maggiorazione per finitura ottone brunito nero 3% dal prezzo dell'ottone

Surcharge for the back Black Burnished Brass 3% from Burnished Brass price

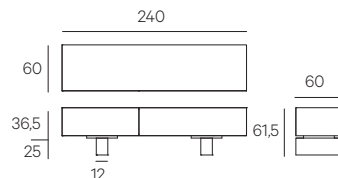
Maggiorazione per schiena finitura ottone brunito nero 3% dal prezzo dell'ottone

HENGE®

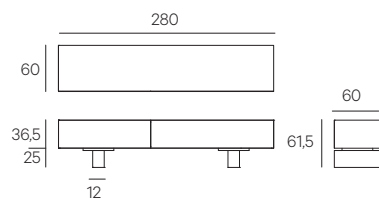
SLIM SIDE STONE



Side | Credenza 240x60x61,5h



Side | Credenza 280x60x61,5h



TECHNICAL INFORMATION

Structure

Structure, base and doors in 2 cm stone as per our range. Bottom-hinged mechanism for soft opening and closing.

Base

Base in solidwood veneered treated woods oil finish based on natural wax and water. Swamp Oak and Swamp Elm.

Optional

Stone base L.15 cm.

Base covered with metal

1.5 cm thick solidwood trays.

DIMENSIONS

Cm 240x60x61,5h

Cm 280x60x61,5h

INFORMAZIONI TECNICHE

Struttura

Scocca e ante in pietra nella gamma a campionario.

Meccanismo a ribalta rallentato in apertura e chiusura.

Base

Legno termotrattati nelle finiture a campionario, rovere di palude e olmo di palude finiti ad olio a base di cera naturale ed acqua.

Opzionale

Basamento in pietra L.15 cm.

Basamento rivestito in metallo.

Vassoi interni in listellare sp. 1,5 cm.

DIMENSIONI

Cm 240x60x61,5h

Cm 280x60x61,5h

Code Codice	Thermowood	Swamp Oak Swamp Elm
Internal Structure Struttura interna		

MB.070SL010	28.784	29.513
-------------	--------	--------

MB.070SL020	28.978	29.709
-------------	--------	--------

MB.070SLC010	1.308	2.206
--------------	-------	-------

	5.036
	5.570
	3.413
	218
	335
	765
	1.110
	1.754
	2.146

Optional

Internal double-trays unit

Porta vassoi interno (2 vassoi)

Surcharge for backrest in stone slim side L. 240 cm

Maggiorazione per schienale in pietra slim side L. 240 cm

Surcharge for backrest in stone slim side L. 280 cm

Maggiorazione per schienale in pietra slim side L. 280 cm

Surcharge for stone base L. 15 cm

Maggiorazione per basamento in pietra L. 15 cm

Surcharge for Black Burnished Steel base

Maggiorazione per basamento in Acciaio brunito nero

Surcharge for Burnished Titanio/Burnished Platino base

Maggiorazione per basamento in titanio brunito/platino brunito

Surcharge for Burnished Brass base

Maggiorazione per basamento in ottone brunito

Surcharge for Brass Patina base

Maggiorazione per base in ottone patina

Surcharge for H-Silver Patina base

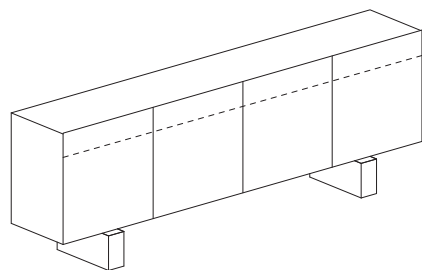
Maggiorazione per base in H-Silver patina

Surcharge for H-Pale Gold Patina base

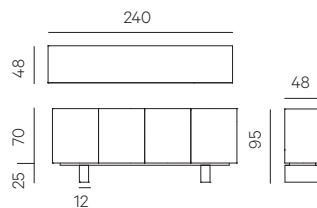
Maggiorazione per base H-Pale Gold Patina

HENGE®

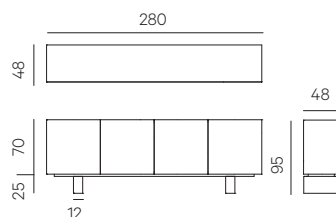
SLIM SIDE HIGH WOOD



Side | Credenza 240x48x95h



Side | Credenza 280x48x95h



TECHNICAL INFORMATION

Structure

Structure, base and doors in 2.5 cm thick solid wood.

Finish

Heat treated woods as our samples, Swamp Oak and Swamp Elm oil finish based on natural wax and water.

DIMENSIONS

Cm 240x48x95h

Cm 280x48x95h

INFORMAZIONI TECNICHE

Struttura

Scocca, basamento e ante in legno listellare spessore 2,5 cm.

Finitura

Legni termotrattati nelle finiture a campionario, rovere di palude e olmo di palude finiti ad olio a base di cera naturale ed acqua.

DIMENSIONI

Cm 240x48x95h

Cm 280x48x95h

Optional

Surcharge for stone base L. 15 cm

Maggiorazione per basamento in pietra L. 15 cm

Surcharge for Black Burnished Steel base

Maggiorazione per basamento in Acciaio brunito nero

Surcharge for Burnished Titanio/Burnished Platino base

Maggiorazione per basamento in titanio brunito/platino brunito

Surcharge for Burnished Brass base

Maggiorazione per basamento in ottone brunito

Surcharge for Brass Patina base

Maggiorazione per base in ottone patina

Surcharge for H-Silver Patina base

Maggiorazione per base in H-Silver patina

Surcharge for H-Pale Gold Patina base

Maggiorazione per base H-Pale Gold Patina

Code Codice	Thermowood Legni termizzati	Swamp Oak Swamp Elm Swamp Oak
Structure Struttura		

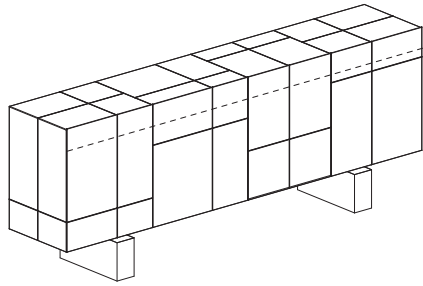
MB.080SLH010	10.229	11.808
--------------	--------	--------

MB.080SLH020	12.333	13.805
--------------	--------	--------

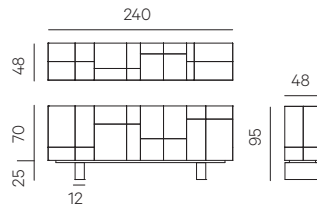
	3.413
	218
	335
	765
	1.110
	1.754
	2.146

HENGE®

SLIM SIDE HIGH



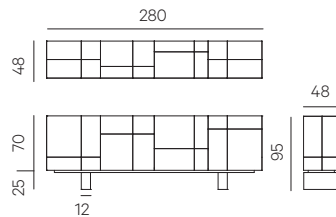
Side | Credenza 240x48x95h



Code Codice	Burnished Platino Burnished Titanio	Burnished Brass	Brass Patina	H-Silver Patina	H-Pale Gold Patina
Structure Struttura					

MB.080SLH010	19.094	20.907	25.760	32.314	35.221
--------------	--------	--------	--------	--------	--------

Side | Credenza 280x48x95h



MB.080SLH020	21.936	23.703	28.799	36.263	39.526
--------------	--------	--------	--------	--------	--------

TECHNICAL INFORMATION

Structure

Structure, base and n. 4 doors in 2.5 cm thick solid wood.

Finish

Burnished Brass made using traditional hand techniques, Brass Patina, H-Silver Patina Steel finish Burnished Platino, Burnished Titanio internal in black eucalyptus.

DIMENSIONS

Cm 240x48x95h

Cm 280x48x95h

INFORMAZIONI TECNICHE

Struttura

Scocca, basamento e n. 4 ante in legno listellare, spessore 2,5 cm.

Finitura

Ottone brunito a mano secondo le tecniche tradizionali, Ottone Patina, H-Silver Patina acciaio finitura platino brunito, titanio brunito, interno in eucalipto nero.

DIMENSIONI

Cm 240x48x95h

Cm 280x48x95h

Optional

Surcharge for the back in Metal finish.

Maggiorazione per schiena metallo finita retro L. 240

Surcharge for the back in Metal finish.

Maggiorazione per schiena metallo finita retro L. 280

Surcharge for stone base L. 15 cm

Maggiorazione per basamento in pietra L. 15 cm

Surcharge for Black Burnished Steel base

Maggiorazione per basamento in Acciaio brunito nero

Surcharge for Burnished Titanio/Burnished Platino base

Maggiorazione per basamento in titanio brunito/platino brunito

Surcharge for Burnished Brass base

Maggiorazione per basamento in ottone brunito

Surcharge for Brass Patina base

Maggiorazione per base in ottone patina

Surcharge for H-Silver Patina base

Maggiorazione per base in H-Silver patina

Surcharge for H-Pale Gold Patina base

Maggiorazione per base H-Pale Gold Patina

1.311	2.276	4.217	7.312	7.969
1.529	2.565	4.750	8.391	8.391
3.413				
218				
335				
765				
1.110				
1.754				
2.146				

Surcharge for Black Burnished Brass 3% from Burnished Brass price

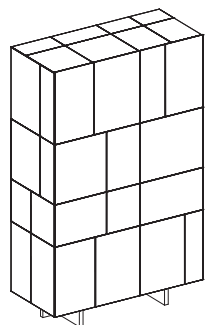
Maggiorazione per finitura ottone brunito nero 3% dal prezzo dell'ottone

Surcharge for the back Black Burnished Brass 3% from Burnished Brass price

Maggiorazione per schiena finitura ottone brunito nero 3% dal prezzo dell'ottone

HENGE®

SLIM SIDE VERTICAL



TECHNICAL INFORMATION

Structure

Structure, base and doors in 2 cm thick solid wood.

Finish

Burnished Brass, Brass Patina, H-Silver® and H-Silver Patina, Steel finish
Burnished Platino, Burnished Titanio.

Internal structure and base in Black Eucalyptus. Back in bronzed mirror.
Included: mandatory wall attachment kit.

Optional

1.2 cm thick solidwood trays.

Internal trays unit in hand-Burnished Brass using traditional techniques.

DIMENSIONS

Cm 100x45x163h

INFORMAZIONI TECNICHE

Struttura

Scocca, basamento e ante in legno listellare spessore 2 cm.

Finitura

Ottone brunito a mano secondo le tecniche tradizionali e Ottone Patina,
H-Silver® e H-Silver Patina, acciaio finitura platino brunito, titanio brunito.

Interno legno eucalipto nero. Base Eucalipto nero.

Schienale specchio bronzato.

Di serie: kit per il fissaggio a muro obbligatorio.

Opzionale

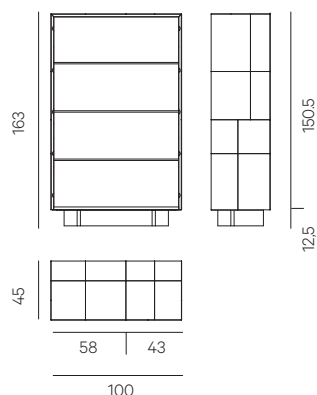
Vassoi in legno listellare sp. 1,2 cm.

Vassoi in ottone brunito a mano secondo le tecniche tradizionali.

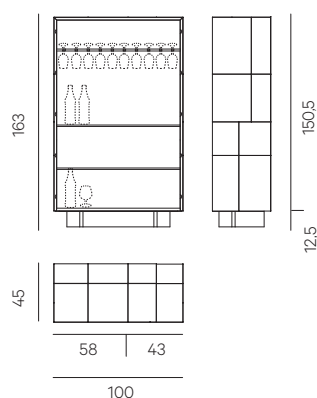
DIMENSIONI

Cm 100x45x163h

Standard version | Versione standard 100x45x163h



Bar Version | Versione bar 100x45x163h



Code Codice	Burnished Platino Burnished Titanio	Burnished Brass	Brass Patina	H-Silver®	H-Silver Patina	H-Pale Gold Patina
---------------	----------------------------------------	--------------------	--------------	-----------	--------------------	-----------------------

MB.085SLV010	18.009	19.098	20.676	27.973	29.551	32.210
--------------	--------	--------	--------	--------	--------	--------

MB.085SLV020	18.190	19.246	20.822	28.027	29.605	32.268
--------------	--------	--------	--------	--------	--------	--------

NATURAL LIGHT LED KIT 3000K - KIT LUCI LED 3000K: Euro 532

Optional

Surcharge for back
Maggiorazione schienale

Internal trays unit in heat treated oak
Vassoi interni in rovere termotrattato

Internal trays unit in Brass hand-burnished
Vassoi interni in ottone brunito

Additional cup holders
Mensola portabicchieri

Additional shelf in Bronzed tempered glass 1 cm thick.
Ripiano vetro temperato bronzato sp. 1 cm.

	1189	2.092	2.880	3.346	4.135	4.507
MB.085SLVV010	244					
MB.085SLVV010	332					
MB.085SLVB010	876					
MB.080SLH010	332					

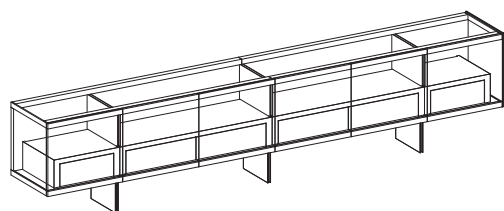
Surcharge for Black Burnished Brass 3% from Burnished Brass price
Maggiorazione per finitura ottone brunito nero 3% dal prezzo dell'ottone

Surcharge for H-Silver Black 3% from H-Silver price
Maggiorazione per schiena finitura H-Silver Nero 3% dal prezzo del H-Silver

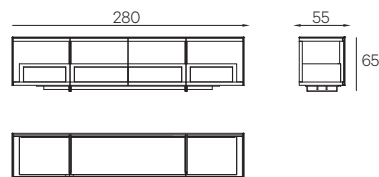
HENGE®

TEKE - SIDEBORD

Stone backrest | Schienale in pietra



280x55x65h



TECHNICAL INFORMATION

Structure

Sides, top and hinged doors in extra clear or bronze glass, structure and bottom in Burnished Titanio. Backrest in stone, internal drawer cabinet covered with metal.

Finish

Backrest in stone from our range, special and limited stones
Internal cabinet with drawers covered with Burnished Titanio, Burnished Platino, Ottone Patina, Brass Patina and Silver Patina.

Base

High 6 or 26cm in Black Burnished Steel

Optional

Internal led light with natural warm light 3000K recessed in the bottom upwarding.

*2700K available upon request.

DIMENSIONS

Cm 280x55x65h
Cm 325x55x65h
Cm 390x55x65h

INFORMAZIONI TECNICHE

Struttura

Fianchi, top e porte battenti in vetro extra-chiaro o bronzato, struttura e fondo in Titanio Brunito. Schienale in pietra, contenitore interno con cassetti rivestito in metallo.

Finiture

Schienale in pietra nelle finiture a campionario, special e limited stone. Contenitore interno con cassetti rivestiti in Titanio brunito, Platino brunito, Ottone patina e Silver patina.

Base

Altezza 6 o 26 cm in Acciaio brunito nero.

Opzionale

Luce led interna 3000K incassata sul fondo con puntamento verso l'alto.

*2700K disponibili a richiesta.

DIMENSIONI

Cm 280x55x65h
Cm 325x55x65h
Cm 390x55x65h

Finish Finiture	Code Codice	Burnished Titanio / Platino	Brass Patina	Silver Patina
Internal Drawer Cassettiera interna				

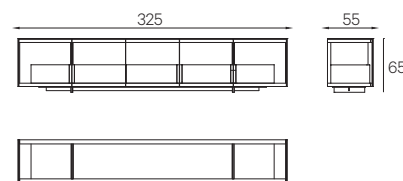
Stones	TK.100SB010	25.477	24.226	26.939
Special Stones		27.385	26.134	28.847
Limited Stones		29.505	28.254	30.967

NATURAL LIGHT LED KIT - KIT LUCI LED NATURALE: Euro 801

Surcharge for external back in Burnished Titanio
Maggiorazione per schiena retro in Titanio brunito L. 280 h65

1.619

325x55x65h



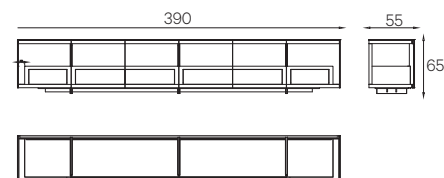
Stones	TK.100SB020	27.401	26.324	29.955
Special Stones		29.614	28.537	31.793
Limited Stones		32.073	30.966	35.879

NATURAL LIGHT LED KIT - KIT LUCI LED NATURALE: Euro 973

Surcharge for external back in Burnished Titanio
Maggiorazione per schiena retro in Titanio brunito L. 325 h65

1.831

390x55x65h



Stones	TK.100SB030	30.882	30.579	36.410
Special Stones		33.400	34.122	37.053
Limited Stones		36.199	36.178	40.072

NATURAL LIGHT LED KIT - KIT LUCI LED NATURALE: Euro 1122

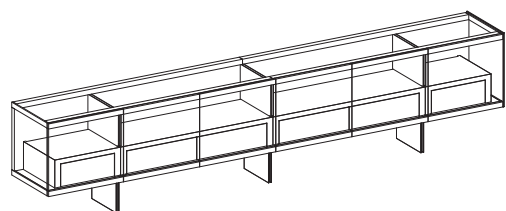
Surcharge for external back in Burnished Titanio
Maggiorazione per schiena retro in Titanio brunito L. 390 h65

2.136

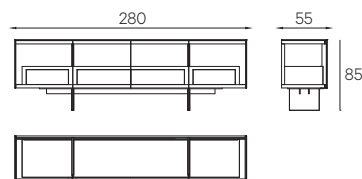
HENGE®

TEKE - SIDEBBOARD

Stone backrest | Schienale in pietra



280x55x85h



TECHNICAL INFORMATION

Structure

Sides, top and hinged doors in extra clear or bronze glass, structure and bottom in Burnished Titanio. Backrest in stone, internal drawer cabinet covered with metal.

Finish

Backrest in stone from our range, special and limited stones
Internal cabinet with drawers covered with Burnished Titanio, Burnished Platino, Ottone Patina, Brass Patina and Silver Patina.

Base

High 6 or 26cm in Black Burnished Steel

Optional

Internal led light with natural warm light 3000K recessed in the bottom upwarding.

*2700K available upon request.

DIMENSIONS

Cm 280x55x85h
Cm 325x55x85h
Cm 390x55x85h

INFORMAZIONI TECNICHE

Struttura

Fianchi, top e porte battenti in vetro extra-chiaro o bronzato, struttura e fondo in Titanio Brunito. Schienale in pietra, contenitore interno con cassetti rivestito in metallo.

Finiture

Schienale in pietra nelle finiture a campionario, special e limited stone. Contenitore interno con cassetti rivestiti in Titanio brunito, Platino brunito, Ottone patina e Silver patina.

Base

Altezza 6 o 26 cm in Acciaio brunito nero.

Opzionale

Luce led interna 3000K incassata sul fondo con puntamento verso l'alto.

*2700K disponibili a richiesta.

DIMENSIONI

Cm 280x55x85h
Cm 325x55x85h
Cm 390x55x85h

Finish Finiture	Code Codice	Burnished Titanio / Platino	Brass Patina	Silver Patina
Internal Drawer Cassettiera interna				

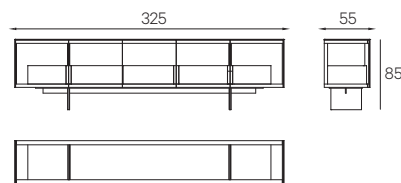
Stones	TK.100SB040	25.477	24.226	26.939
Special Stones		27.385	26.134	28.847
Limited Stones		29.505	28.254	30.967

NATURAL LIGHTS LED KIT - KIT LUCI LED NATURALE: Euro 801

Surcharge for external back in Burnished Titanio
Maggiorazione per schiena retro in Titanio brunito L. 280 h85

1.619

325x55x85h



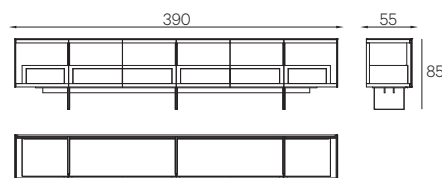
Stones	TK.100SB050	27.401	26.324	29.955
Special Stones		29.614	28.537	31.793
Limited Stones		32.073	30.996	35.879

NATURAL LIGHTS LED KIT - KIT LUCI LED NATURALE: Euro 973

Surcharge for external back in Burnished Titanio
Maggiorazione per schiena retro in Titanio brunito L. 325 h85

1.831

390x55x85h



Stones	TK.100SB060	30.882	30.579	36.410
Special Stones		33.400	34.122	37.053
Limited Stones		36.199	36.178	40.072

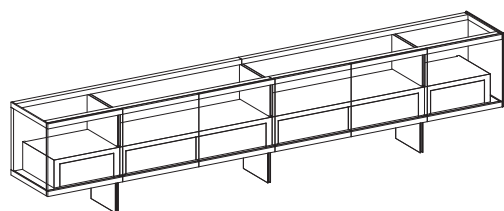
NATURAL LIGHT LED KIT - KIT LUCI LED NATURALE: Euro 1122

Surcharge for external back in Burnished Titanio
Maggiorazione per schiena retro in Titanio brunito L. 390 h85

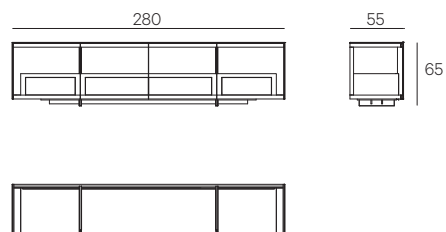
2.136

HENGE®

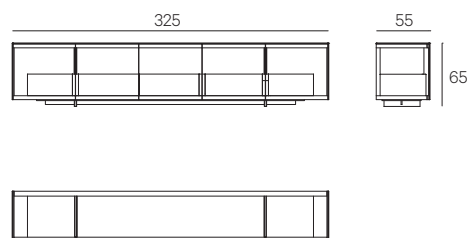
TEKE - SIDEBORD Metal backrest | Schienale in metallo



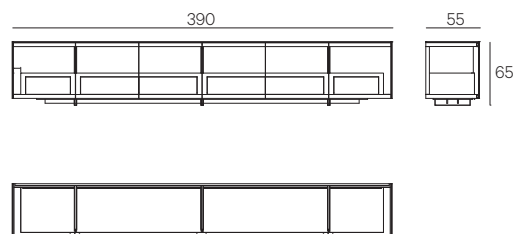
280x55x65h



325x55x65h



390x55x65h



Finish Finiture	Code Codice	Stone
		Internal Drawer Cassetiera interna

Stones	TK.100MB010	29.157
Special Stones		32.286
Limited Stones		35.763

NATURAL LIGHTS LED KIT - KIT LUCI LED NATURALE: Euro 801

Surcharge for external back in Burnished Titanio
Maggiorazione per schiena retro in Titanio brunito L. 280 h65

1.619

Stones	TK.100MB020	31.492
Special Stones		35.308
Limited Stones		39.548

NATURAL LIGHTS LED KIT - KIT LUCI LED NATURALE: Euro 973

Surcharge for external back in Burnished Titanio
Maggiorazione per schiena retro in Titanio brunito L. 325 h65

1.831

Stones	TK.100MB030	36.411
Special Stones		40.016
Limited Stones		44.850

NATURAL LIGHT LED KIT - KIT LUCI LED NATURALE: Euro 1.122

Surcharge for external back in Burnished Titanio
Maggiorazione per schiena retro in Titanio brunito L. 390 h65

2.136

TECHNICAL INFORMATION

Structure

Sides, top and hinged doors in extra clear or bronze glass, structure and bottom in Burnished Titanio. Backrest in stone, internal drawer cabinet covered with metal.

Finish

Backrest in stone from our range, special and limited stones
Internal cabinet with drawers covered with Burnished Titanio, Burnished Platino, Ottone Patina, Brass Patina and Silver Patina.

Base

High 6 or 26cm in Black Burnished Steel

Optional

Internal led light with natural warm light 3000K recessed in the bottom upwarding.

*2700K available upon request.

DIMENSIONS

Cm 280x55x65h
Cm 325x55x65h
Cm 390x55x65h

INFORMAZIONI TECNICHE

Struttura

Fianchi, top e porte battenti in vetro extra-chiaro o bronzato, struttura e fondo in Titanio Brunito. Schienale in pietra, contenitore interno con cassetti rivestito in metallo.

Finiture

Schienale in pietra nelle finiture a campionario, special e limited stone. Contenitore interno con cassetti rivestiti in Titanio brunito, Platino brunito, Ottone patina e Silver patina.

Base

Altezza 6 o 26 cm in Acciaio brunito nero.

Opzionale

Luce led interna 3000K incassata sul fondo con puntamento verso l'alto.

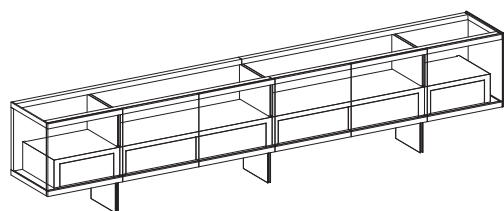
*2700K disponibili a richiesta.

DIMENSIONI

Cm 280x55x65h
Cm 325x55x65h
Cm 390x55x65h

HENGE®

TEKE - SIDBOARD Metal backrest | Schienale in metallo



TECHNICAL INFORMATION

Structure

Sides, top and hinged doors in extra clear or bronze glass, structure and bottom in Burnished Titano. Backrest in stone, internal drawer cabinet covered with metal.

Finish

Backrest in stone from our range, special and limited stones
Internal cabinet with drawers covered with Burnished Titano, Burnished Platino, Ottone Patina, Brass Patina and Silver Patina.

Base

High 6 or 26cm in Black Burnished Steel

Optional

Internal led light with natural warm light 3000K recessed in the bottom upwarding.

*2700K available upon request.

DIMENSIONS

Cm 280x55x85h
Cm 325x55x85h
Cm 390x55x85h

INFORMAZIONI TECNICHE

Struttura

Fianchi, top e porte battenti in vetro extra-chiaro o bronzato, struttura e fondo in Titano Brunito. Schienale in pietra, contenitore interno con cassetti rivestito in metallo.

Finiture

Schienale in pietra nelle finiture a campionario, special e limited stone. Contenitore interno con cassetti rivestiti in Titano brunito, Platino brunito, Ottone patina e Silver patina.

Base

Altezza 6 o 26 cm in Acciaio brunito nero.

Opzionale

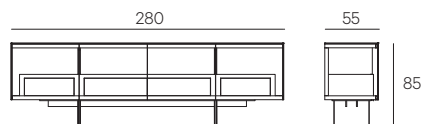
Luce led interna 3000K incassata sul fondo con puntamento verso l'alto.

*2700K disponibili a richiesta.

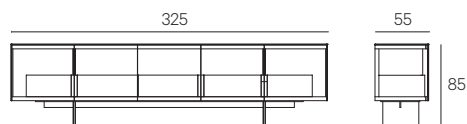
DIMENSIONI

Cm 280x55x85h
Cm 325x55x85h
Cm 390x55x85h

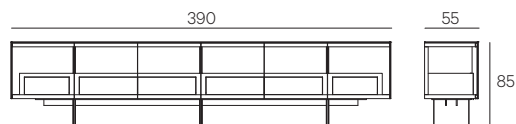
280x55x85h



325x55x85h



390x55x85h



Finish Finiture	Code Codice	Stone
		Internal Drawer Cassetiera interna

Stones		29.157
Special Stones	TK.100MB040	32.286
Limited Stones		35.763

NATURAL LIGHTS LED KIT - KIT LUCI LED NATURALE: Euro 801

Surcharge for external back in Burnished Titano
Maggiorazione per schiena retro in Titano brunito L. 280 h85

1.619

Stones		31.492
Special Stones	TK.100MB050	35.308
Limited Stones		39.548

NATURAL LIGHTS LED KIT - KIT LUCI LED NATURALE: Euro 973

Surcharge for external back in Burnished Titano
Maggiorazione per schiena retro in Titano brunito L. 325 h85

1.831

Stones		36.411
Special Stones	TK.100MB060	40.016
Limited Stones		44.850

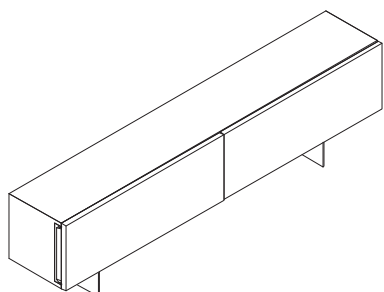
NATURAL LIGHT LED KIT - KIT LUCI LED NATURALE: Euro 1.122

Surcharge for external back in Burnished Titano
Maggiorazione per schiena retro in Titano brunito L. 390 h85

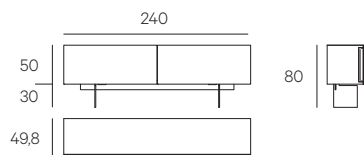
2.136

HENGE®

UPPER SIDE



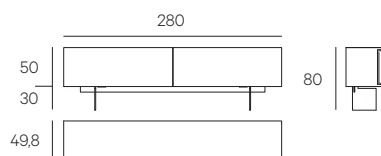
Upper Side 240x50x80h



Code Codice	Thermowood	Swamp Wood	H-Piuma	H-Piuma light
---------------	------------	------------	---------	---------------

MB.150USL240	13.216	15.639	16.190	16.190
Surcharge for front in Brass finishes with internal partition Maggiorazione per frontale in Ottone con partizioni interne			2.380	

Upper Side 280x50x80h



MB.150USL280	13.716	16.378	16.870	16.870
Surcharge for front in Brass finishes with internal partition Maggiorazione per frontale in Ottone con partizioni interne			2.519	
Surcharge for electrical opening system Maggiorazione per sistema apertura elettrica			4.013	
Surcharge for handle in Sand Cast Brass Maggiorazione per maniglia in fusione di ottone			339	
Surcharge for handle in Sand Cast Bronze Maggiorazione per maniglia in fusione di bronzo			502	

TECHNICAL INFORMATION

Structure

Structure in solid wood thickness 3 cm and coplanar sliding doors in 3,5 cm thick solid wood veneered. Internal drawer.

Finishes

Heat treated woods oil finish based on natural wax and water Oak thermowood, Eucalyptus thermowood, Black Eucalyptus thermowood, swamp woods: Swamp oak, Swamp Elm or H-Piuma, H-Piuma light (with internal structure in black eucalyptus thermowood).

Handle

Groove handle in Sand Cast Peltro (optional: Sand Cast Brass or Bronze), touch opening.

Base

Black Burnished Steel.

Optional

Led light kit 3000K.

Electric opening system.

Handle in Sand Cast brass or bronze.

Internal drawer with front in burnished brass and internal partitions in burnished brass and bottom in velvet Vegas 1403/84.

DIMENSIONS

Cm 240x50x80h

Cm 280x50x80h

Cm 240x40x120h

Cm 280x40x120h

SIZES CAN BE CUSTOMIZED

INFORMAZIONI TECNICHE

Struttura

Struttura in legno listellare. Fianchi spessore 3 cm e ante scorrevoli complanari spessore 3,5 cm.

In legno listellare in finitura legni termizzati o di palude: rovere di palude o olmo di palude. Cassetto interno.

Finiture

Legni termizzati con finitura ad olio a base di cera naturale ed acqua: rovere termizzato, eucalipto termizzato, eucalipto nero termizzato, rovere di palude, olmo di palude o H-Piuma, H-Piuma light (con interno in eucalipto nero termizzato).

Maniglie

Gole in fusione di Titanio (optional fusione di ottone o bronzo), apertura touch.

Base

Acciaio brunito nero.

Opzionale

Kit luce led 3000K.

Sistema di apertura elettrica.

Maniglia in fusione di ottone o bronzo.

Cassetto interno con frontale in ottone brunito, con divisori interni in ottone brunito e fondo in velluto Vegas 1403/84.

DIMENSIONI

Cm 240x50x80h

Cm 280x50x80h

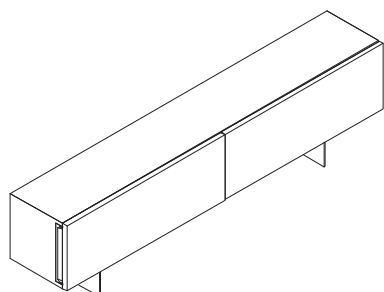
Cm 240x40x120h

Cm 280x40x120h

PERSONALIZZABILE A DISEGNO

HENGE®

UPPER SIDE



TECHNICAL INFORMATION

Structure

Structure in solid wood thickness 3 cm and coplanar sliding doors in 3.5 cm thick solid wood veneered.

Internal drawer bottom in Velvet Vegas 1403/84.

Finishes

Heat treated woods oil finish based on natural wax and water Oak thermowood, Eucalyptus thermowood, Black Eucalyptus thermowood, swamp woods: Swamp oak, Swamp Elm or H-Piuma H-Piuma light (with internal structure in black eucalyptus thermowood).

Handle

Groove handle in Sand Cast Peltro (optional: Sand Cast Brass or Bronze), touch opening.

Base

Black Burnished Steel.

Optional

Led light kit 3000K.

Handle in Sand Cast brass or bronze.

Internal drawer with front in burnished brass and internal partitions in burnished brass and bottom in velvet Vegas 1403/84.

DIMENSIONS

Cm 240x50x80h

Cm 280x50x80h

Cm 240x40x120h

Cm 280x40x120h

SIZES CAN BE CUSTOMIZED

INFORMAZIONI TECNICHE

Struttura

Struttura in legno listellare. Fianchi spessore 3 cm e ante scorrevoli complanari spessore 3,5 cm.

in legno listellare in finitura legni termizzati o di palude: rovere di palude o olmo di palude.

Cassetto interno fondo in velluto Vegas 1403/84.

Finiture

Legni termizzati con finitura ad olio a base di cera naturale ed acqua: rovere termizzato, eucalipto termizzato, eucalipto nero termizzato, rovere di palude, olmo di palude o H-Piuma H-Piuma light (con interno in eucalipto nero termizzato).

Maniglie

Gole in fusione di Titanio (optional fusione di ottone o bronzo), apertura touch.

Base

Acciaio brunito nero.

Opzionale

Kit luce led 3000K.

Maniglia in fusione di ottone o bronzo.

Cassetto interno con frontale in ottone brunito, con divisori interni in ottone brunito e fondo in velluto Vegas 1403/84.

DIMENSIONI

Cm 240x50x80h

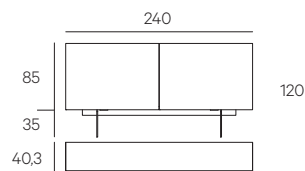
Cm 280x50x80h

Cm 240x40x120h

Cm 280x40x120h

PERSONALIZZABILE A DISEGNO

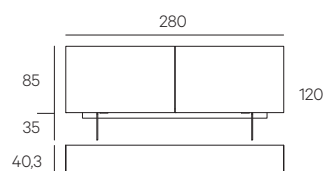
Upper Side High 240x40x120h



Code Codice	Thermowood	Swamp Wood	H-Piuma	H-Piuma light
---------------	------------	------------	---------	---------------

MB.150USH240	14.612	17.642	18.572	18.572
Surcharge for front in Brass finishes with internal partition Maggiorazione per frontale in Ottone con partizioni interne			2.380	

Upper Side High 280x40x120h



MB.150USH280	15.349	18.621	19.495	19.495
Surcharge for front in Brass finishes with internal partition Maggiorazione per frontale in Ottone con partizioni interne			2.519	
Surcharge for handle in Sand Cast Brass Maggiorazione per maniglia in fusione di ottone			583	
Surcharge for handle in Sand Cast Bronze Maggiorazione per maniglia in fusione di bronzo			753	

NATURAL LED LIGHT KIT - KIT LUCI LED NATURALE (H. 85) : Euro 532
NATURAL LED LIGHT KIT - KIT LUCI LED NATURALE (H. 125): Euro 1.064



[Back to index](#)

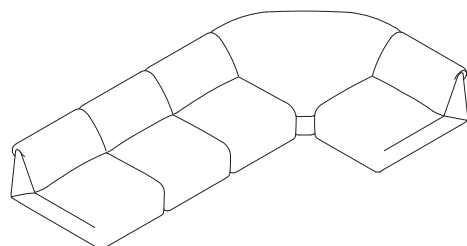
Sofas & Armchairs

BOND
DOWNTOWN
GATTOPARDO
HUMAN
LAILAND
OPUS
RADICAL
RF ROCK
RF
S-PERLA
VERTIGO
BUG
GELLY POUF
HEXAGON ARMCHAIR
HUMAN ARMCHAIR
KETCH ARMCHAIR
RADICAL ARMCHAIR
TAMBOURINE
VOYAGE ARMCHAIR
LOOSE CUSHIONS

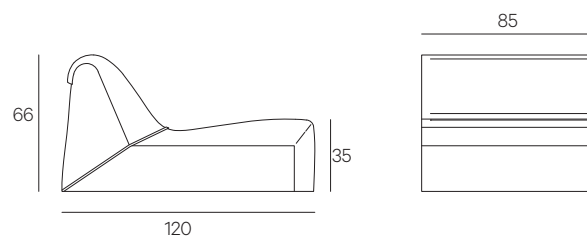
HENGE®

Code Codice	Leather cat. 300	Leather cat. 400	Leather cat. 500
---------------	------------------	------------------	------------------

BOND

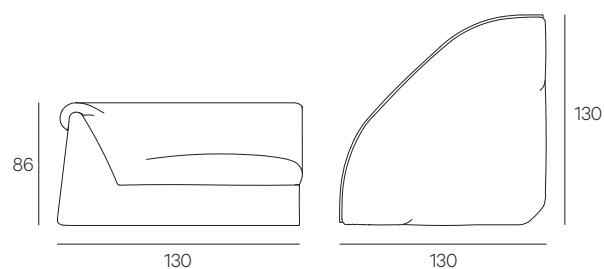


Dimensions | Dimensioni 120x85x66h



Code Codice	Leather cat. 300	Leather cat. 400	Leather cat. 500
SBON-22-001	6.247	6.671	7.307

Corner element dimensions | Dimensioni elemento ad angolo 130x130x66h



Code Codice	Leather cat. 300	Leather cat. 400	Leather cat. 500
SBON-22-002	8.000	8.530	9.325

TECHNICAL INFORMATION

Structure

Solid wood padded with polyurethane foam, covered with 100% goose down, internal cover in 100% white cotton lining. Seat cushion with high resilience polyurethane foam PF45FR and memory foam, covered with 100% quilted goose down (Assopluma certified Gold Label) with density (SR75) structural internal support. Internal cover in 100% white cotton.

Cover

Leather from our sample catalogue. Cover not removable.

Seat height

cm 35

INFORMAZIONI TECNICHE

Struttura

Legno listellare imbottita con poliuretano espanso con densità variabile ricoperto con 100% piuma d'oca bianca. Fodera 100% cotone spigato anti piuma bianco.

Cuscino seduta in poliuretano espanso PF45FR e memory foam, rivestito con 100% piuma d'oca bianca (certificate Assopiuma, Etichette Oro), con inserto portante alta densità (SR75), fodera in 100% cotone spigato anti piuma bianco. Cuscino schienale con 100% piuma d'oca bianca. Fodera in 100% cotone bianco.

Cover

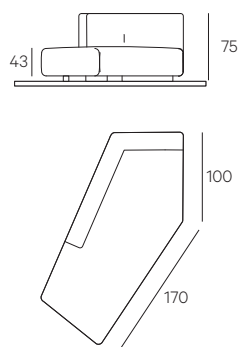
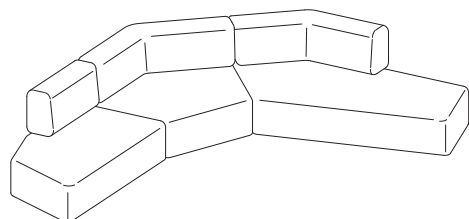
Pelle nelle finiture a catalogo. Non sfoderabile

Altezza seduta

cm 35

HENGE®

DOWNTOWN



TECHNICAL INFORMATION

Seating system

Structure

Solid wood padded with polyurethane foam, covered with 100% goose down, internal cover in 100% white cotton lining.

Seat cushion with high resilience polyurethane foam PF45FR and memory foam, covered with 100% quilted goose down (Assopiuma certified Gold Label), with high density (SR75) structural internal support. Internal cover in 100% white cotton.

Metal backrest support.

Finishes of cover

Fabric or leather from our samples catalogue. Leather version cover not removable.

Finish of metal backrest support

Black Burnished Steel, Burnished Platino, Burnished Titanio and Burnished Brass.

DIMENSIONS

Cm 100x75h

Seat cm 43h

NB Right/Rh and Left/Lh indicate the position of the armrest when facing the piece of furniture.

INFORMAZIONI TECNICHE

Sistema componibile

Struttura

Legno listellare imbottita con poliuretano espanso con densità variabile ricoperto con 100% piuma d'oca bianca. Fodera 100% cotone spigato anti piuma bianco.

Cuscino seduta in poliuretano espanso PF45FR e memory foam, rivestito con 100% piuma d'oca bianca (certificate Assopiuma, Etichette Oro), con inserto portante alta densità (SR75). fodera in 100% cotone spigato anti piuma bianco. Cuscino schienale con 100% piuma d'oca bianca. Fodera in 100% cotone bianco.

Supporto schienale in metallo.

Finiture di rivestimento e bordo

Tessuto e pelle nelle finiture a catalogo. Versione in pelle non sfoderabile.

Finitura support schienale in metallo

Acciaio brunito nero, Platino brunito, Titanio brunito e Ottone brunito.

DIMENSIONI

Cm 100x75h

Seduta cm 43h

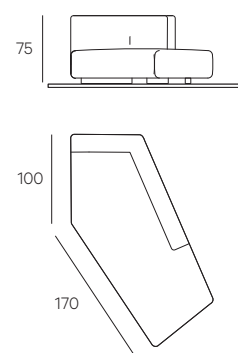
NB Per SX/DX s'intende la posizione che il bracciolo assume guardando l'elemento frontalmente.

Back support finishes Finiture supporto schienale	Code Codice	Fabric cat. 100	Fabric cat. 200	Fabric / Leather cat. 300	Fabric / Leather cat. 400	Fabric / Leather Cat. 500
---------------------------------------------------------	---------------	--------------------	--------------------	---------------------------------	---------------------------------	---------------------------------

Sofa element A LH | Divano elemento A SX 170x100x75h

Black Burnished Steel	DV:170DT100	8.961	9.632	10.633	11.570	12.889
Burnished Titanio Burnished Platino		9.520	10.188	11.190	12.140	13.472
Burnished Brass		12.971	13.639	14.640	15.673	17.086

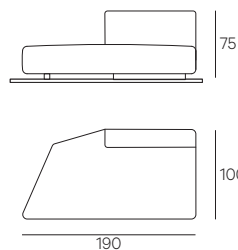
Sofa element A RH | Divano elemento A DX 170x100x75h



Black Burnished Steel	DV:170DT110	8.964	9.632	10.633	11.570	12.889
Burnished Titanio Burnished Platino		9.520	10.188	11.190	12.140	13.472
Burnished Brass		12.971	13.639	14.640	15.673	17.086

75

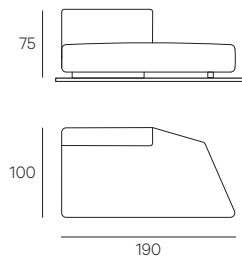
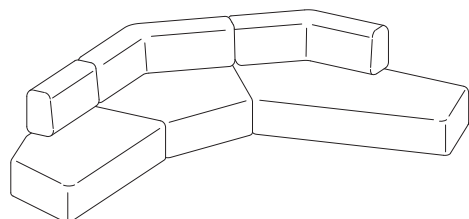
Sofa element B LH | Divano elemento B SX 190x100x75h



Black Burnished Steel	DV:170DT120	6.951	7.450	8.393	8.903	9.669
Burnished Titanio Burnished Platino		7.508	8.006	8.963	9.473	10.239
Burnished Brass		8.175	8.674	9.646	10.393	10.923

HENGE®

DOWNTOWN



Sofa element B RH | Divano elemento B DX 190x100x75h

Back support finishes Finiture supporto schienale	Code Codice	Fabric cat. 100	Fabric cat. 200	Fabric / Leather cat. 300	Fabric / Leather cat. 400	Fabric / Leather Cat. 500
---------------------------------------------------------	---------------	--------------------	--------------------	---------------------------------	---------------------------------	---------------------------------

Black Burnished Steel	DV:170DT130	6.951	7.450	8.393	8.903	9.669
Burnished Titanio Burnished Platino		7.508	8.006	8.963	9.473	10.239
Burnished Brass		8.175	8.674	9.646	10.393	10.923

TECHNICAL INFORMATION

Seating system

Structure

Solid wood padded with polyurethane foam, covered with 100% goose down, internal cover in 100% white cotton lining.

Seat cushion with high resilience polyurethane foam PF45FR and memory foam, covered with 100% quilted goose down (Assopiuma certified Gold Label), with high density (SR75) structural internal support. Internal cover in 100% white cotton.

Metal backrest support.

Finishes of cover

Fabric or leather from our samples catalogue. Leather version cover not removable.

Finish of metal backrest support

Black Burnished Steel, Burnished Platino, Burnished Titanio and Burnished Brass.

DIMENSIONS

Cm 100x75h

Seat cm 43h

NB Right/Rh and Left/Lh indicate the position of the armrest when facing the piece of furniture.

INFORMAZIONI TECNICHE

Sistema componibile

Struttura

Legno listellare imbottita con poliuretano espanso con densità variabile ricoperto con 100% piuma d'oca bianca. Fodera 100% cotone spigato anti piuma bianco.

Cuscino seduta in poliuretano espanso PF45FR e memory foam, rivestito con 100% piuma d'oca bianca (certificate Assopiuma, Etichette Oro), con incerto portante alta densità (SR75). fodera in 100% cotone spigato anti piuma bianco. Cuscino schienale con 100% piuma d'oca bianca. Fodera in 100% cotone bianco.

Supporto schienale in metallo.

Finiture di rivestimento e bordo

Tessuto e pelle nelle finiture a catalogo. Versione in pelle non sfoderabile.

Finitura support schienale in metallo

Acciaio brunito nero, Platino brunito, Titanio brunito e Ottone brunito.

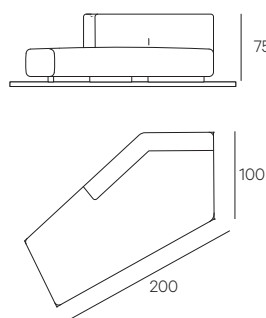
DIMENSIONI

Cm 100x75h

Seduta cm 43h

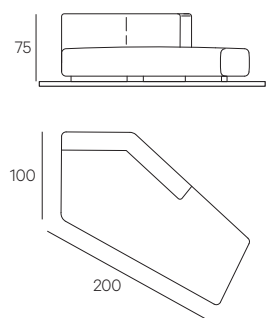
NB Per SX/DX s'intende la posizione che il bracciolo assume guardando l'elemento frontalmente.

Sofa element C LH | Divano elemento C SX 200x100x75h



Black Burnished Steel	DV:170DT140	8.914	9.590	10.605	11.551	12.590
Burnished Titanio Burnished Platino		9.470	10.147	11.162	12.120	13.160
Burnished Brass		12.030	12.707	13.722	14.398	15.414

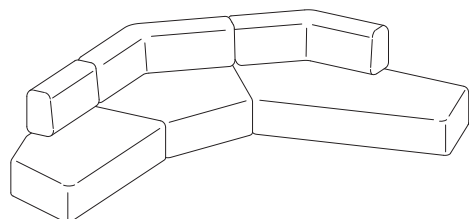
Sofa element C RH | Divano elemento C DX 200x100x75h



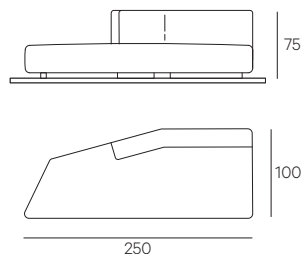
Black Burnished Steel	DV:170DT150	8.914	9.590	10.605	11.551	12.590
Burnished Titanio Burnished Platino		9.470	10.147	11.162	12.120	13.160
Burnished Brass		12.030	12.707	13.722	14.398	15.414

HENGE®

DOWNTOWN



Sofa element D LH | Divano elemento D SX 250x100x75h



Back support finishes Finiture supporto schienale	Code Codice	Fabric cat. 100	Fabric cat. 200	Fabric / Leather cat. 300	Fabric / Leather cat. 400	Fabric / Leather Cat. 500
Black Burnished Steel	DV:170DT160	9.694	10.580	11.909	12.796	14.125
Burnished Titano Burnished Platino		10.227	11.163	12.492	13.379	14.708
Burnished Brass		12.982	13.868	15.197	16.084	17.413

TECHNICAL INFORMATION

Seating system

Structure

Solid wood padded with polyurethane foam, covered with 100% goose down, internal cover in 100% white cotton lining.

Seat cushion with high resilience polyurethane foam PF45FR and memory foam, covered with 100% quilted goose down (Assopiuma certified Gold Label), with high density (SR75) structural internal support. Internal cover in 100% white cotton.

Metal backrest support.

Finishes of cover

Fabric or leather from our samples catalogue. Leather version cover not removable.

Finish of metal backrest support

Black Burnished Steel, Burnished Platino, Burnished Titano and Burnished Brass.

DIMENSIONS

Cm 100x75h

Seat cm 43h

NB Right/Rh and Left/Lh indicate the position of the armrest when facing the piece of furniture.

INFORMAZIONI TECNICHE

Sistema componibile

Struttura

Legno listellare imbottita con poliuretano espanso con densità variabile ricoperto con 100% piuma d'oca bianca. Fodera 100% cotone spigato anti piuma bianco.

Cuscino seduta in poliuretano espanso PF45FR e memory foam, rivestito con 100% piuma d'oca bianca (certificate Assopiuma, Etichette Oro), con incerto portante alta densità (SR75). fodera in 100% cotone spigato anti piuma bianco. Cuscino schienale con 100% piuma d'oca bianca. Fodera in 100% cotone bianco.

Supporto schienale in metallo.

Finiture di rivestimento e bordo

Tessuto e pelle nelle finiture a catalogo. Versione in pelle non sfoderabile.

Finitura support schienale in metallo

Acciaio brunito nero, Platino brunito, Titano brunito e Ottone brunito.

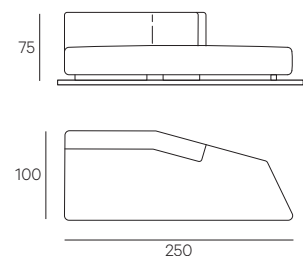
DIMENSIONI

Cm 100x75h

Seduta cm 43h

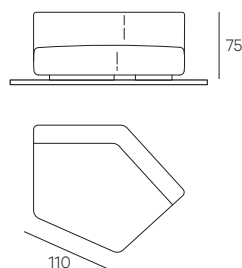
NB Per SX/DX s'intende la posizione che il bracciolo assume guardando l'elemento frontalmente.

Sofa element D RH | Divano elemento D DX 250x100x75h



Back support finishes Finiture supporto schienale	Code Codice	Fabric cat. 100	Fabric cat. 200	Fabric / Leather cat. 300	Fabric / Leather cat. 400	Fabric / Leather Cat. 500
Black Burnished Steel	DV:170DT170	9.694	10.580	11.909	12.796	14.125
Burnished Titano Burnished Platino		10.277	11.163	12.492	13.379	14.708
Burnished Brass		12.982	13.868	15.197	16.084	17.413

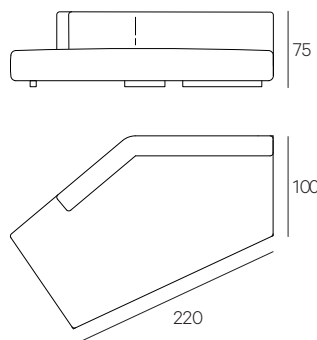
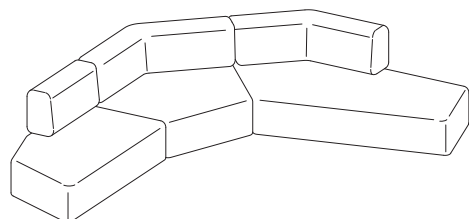
Corner element E | Elemento Angolo E 110x100x75h



Back support finishes Finiture supporto schienale	Code Codice	Fabric cat. 100	Fabric cat. 200	Fabric / Leather cat. 300	Fabric / Leather cat. 400	Fabric / Leather Cat. 500
Black Burnished Steel	DV:170DT180	8.197	8.812	9.735	10.591	11.535
Burnished Titano Burnished Platino		8.766	9.382	10.305	11.174	12.118
Burnished Brass		11.410	12.025	12.948	13.564	14.824

HENGE®

DOWNTOWN



TECHNICAL INFORMATION

Seating system

Structure

Solid wood padded with polyurethane foam, covered with 100% goose down, internal cover in 100% white cotton lining.

Seat cushion with high resilience polyurethane foam PF45FR and memory foam, covered with 100% quilted goose down (Assopiuma certified Gold Label), with high density (SR75) structural internal support. Internal cover in 100% white cotton.

Metal backrest support.

Finishes of cover

Fabric or leather from our samples catalogue. Leather version cover not removable.

Finish of metal backrest support

Black Burnished Steel, Burnished Platino, Burnished Titanio and Burnished Brass.

DIMENSIONS

Cm 220x100x80

Seat cm 43h

NB Right/Rh and Left/Lh indicate the position of the armrest when facing the piece of furniture.

INFORMAZIONI TECNICHE

Sistema componibile

Struttura

Legno listellare imbottita con poliuretano espanso con densità variabile ricoperto con 100% piuma d'oca bianca. Fodera 100% cotone spigato anti piuma bianco.

Cuscino seduta in poliuretano espanso PF45FR e memory foam, rivestito con 100% piuma d'oca bianca (certificate Assopiuma, Etichette Oro), con incerto portante alta densità (SR75). fodera in 100% cotone spigato anti piuma bianco. Cuscino schienale con 100% piuma d'oca bianca. Fodera in 100% cotone bianco.

Supporto schienale in metallo.

Finiture di rivestimento e bordo

Tessuto e pelle nelle finiture a catalogo. Versione in pelle non sfoderabile.

Finitura support schienale in metallo

Acciaio brunito nero, Platino brunito, Titanio brunito e Ottone brunito.

DIMENSIONI

Cm 220x100x80

Seduta cm 43h

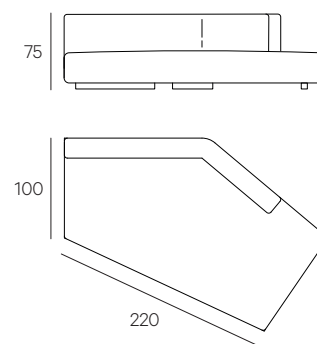
NB Per SX/DX s'intende la posizione che il bracciolo assume guardando l'elemento frontalmente.

Back support finishes Finiture supporto schienale	Code Codice	Fabric cat. 100	Fabric cat. 200	Fabric / Leather cat. 300	Fabric / Leather cat. 400	Fabric / Leather Cat. 500
---------------------------------------------------------	---------------	--------------------	--------------------	---------------------------------	---------------------------------	---------------------------------

Sofa element G LH | Divano elemento G SX 220x100x75h

Black burnished steel	DV.170DT210	11.074	11.695	12.705	13.573	14.494
Burnished Titanio Burnished Platino		11.618	12.225	13.221	14.089	14.997
Burnished Brass		14.413	15.259	16.528	16.916	17.661

Sofa element G RH | Divano elemento G DX 220x100x75h

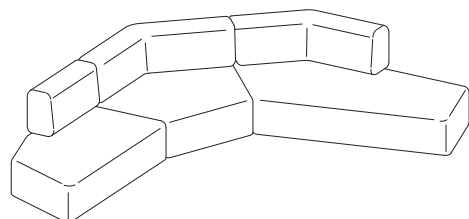


Black burnished steel	DV.170DT220	11.074	11.695	12.705	13.573	14.494
Burnished Titanio Burnished Platino		11.618	12.225	13.221	14.089	14.997
Burnished Brass		14.413	15.259	16.528	16.916	17.661

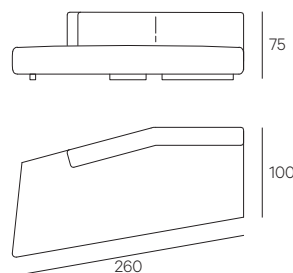


HENGE®

DOWNTOWN



Sofa element H LH | Divano elemento H SX 260x100x75h



Back support finishes Finiture supporto schienale	Code Codice	Fabric cat. 100	Fabric cat. 200	Fabric / Leather cat. 300	Fabric / Leather cat. 400	Fabric / Leather Cat. 500
---------------------------------------------------------	---------------	--------------------	--------------------	---------------------------------	---------------------------------	---------------------------------

Black Burnished Steel	DV.170DT230	10.389	11.210	13.597	14.803	15.839
Burnished Titanio Burnished Platino		10.959	11.779	14.220	15.439	16.462
Burnished Brass		14.810	15.631	16.861	17.682	18.913

TECHNICAL INFORMATION

Seating system

Structure

Solid wood padded with polyurethane foam, covered with 100% goose down, internal cover in 100% white cotton lining.

Seat cushion with high resilience polyurethane foam PF45FR and memory foam, covered with 100% quilted goose down (Assopiuma certified Gold Label), with high density (SR75) structural internal support. Internal cover in 100% white cotton.

Metal backrest support.

Finishes of cover

Fabric or leather from our samples catalogue. Leather version cover not removable.

Finish of metal backrest support

Black Burnished Steel, Burnished Platino, Burnished Titanio and Burnished Brass.

DIMENSIONS

Cm 100x75h

Seat cm 43h

NB Right/Rh and Left/Lh indicate the position of the armrest when facing the piece of furniture.

INFORMAZIONI TECNICHE

Sistema componibile

Struttura

Legno listellare imbottita con poliuretano espanso con densità variabile ricoperto con 100% piuma d'oca bianca. Fodera 100% cotone spigato anti piuma bianco.

Cuscino seduta in poliuretano espanso PF45FR e memory foam, rivestito con 100% piuma d'oca bianca (certificate Assopiuma, Etichette Oro), con incerto portante alta densità (SR75). fodera in 100% cotone spigato anti piuma bianco. Cuscino schienale con 100% piuma d'oca bianca. Fodera in 100% cotone bianco.

Supporto schienale in metallo.

Finiture di rivestimento e bordo

Tessuto e pelle nelle finiture a catalogo. Versione in pelle non sfoderabile.

Finitura support schienale in metallo

Acciaio brunito nero, Platino brunito, Titanio brunito e Ottone brunito.

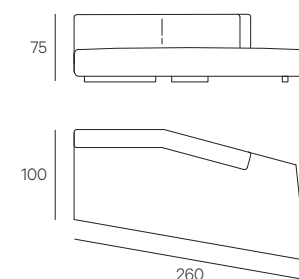
DIMENSIONI

Cm 100x75h

Seduta cm 43h

NB Per SX/DX s'intende la posizione che il bracciolo assume guardando l'elemento frontalmente.

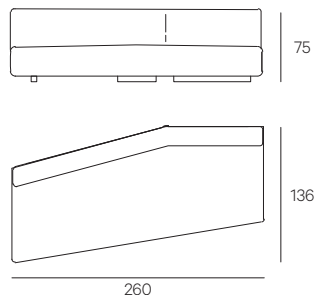
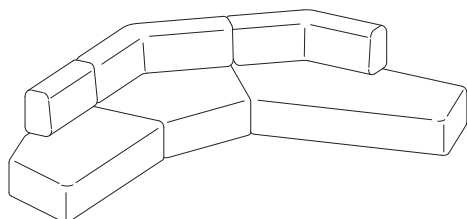
Sofa element H RH | Divano elemento H DX 260x100x75h



Black Burnished Steel	DV.170DT240	10.389	11.210	13.597	14.803	15.839
Burnished Titanio Burnished Platino		10.959	11.779	14.220	15.439	16.462
Burnished Brass		14.810	15.631	16.861	17.682	18.913

HENGE®

DOWNTOWN



TECHNICAL INFORMATION

Seating system

Structure

Solid wood padded with polyurethane foam, covered with 100% goose down, internal cover in 100% white cotton lining.

Seat cushion with high resilience polyurethane foam PF45FR and memory foam, covered with 100% quilted goose down (Assopiuma certified Gold Label), with high density (SR75) structural internal support. Internal cover in 100% white cotton.

Metal backrest support.

Finishes of cover

Fabric or leather from our samples catalogue. Leather version cover not removable.

Finish of metal backrest support

Black Burnished Steel, Burnished Platino, Burnished Titanio and Burnished Brass.

NB Right/Rh and Left/Lh indicate the position of the armrest when facing the piece of furniture.

INFORMAZIONI TECNICHE

Sistema componibile

Struttura

Legno listellare imbottita con poliuretano espanso con densità variabile ricoperto con 100% piuma d'oca bianca. Fodera 100% cotone spigato anti piuma bianco.

Cuscino seduta in poliuretano espanso PF45FR e memory foam, rivestito con 100% piuma d'oca bianca (certificate Assopiuma, Etichette Oro), con inserto portante alta densità (SR75). fodera in 100% cotone spigato anti piuma bianco. Cuscino schienale con 100% piuma d'oca bianca. Fodera in 100% cotone bianco.

Supporto schienale in metallo.

Finiture di rivestimento e bordo

Tessuto e pelle nelle finiture a catalogo. Versione in pelle non sfoderabile.

Finitura support schienale in metallo

Acciaio brunito nero, Platino brunito, Titanio brunito e Ottone brunito.

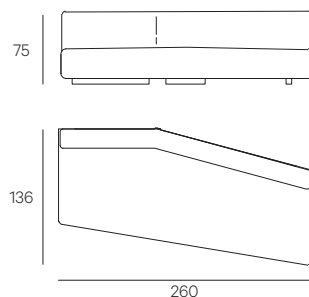
NB Per SX/DX s'intende la posizione che il bracciolo assume guardando l'elemento frontalmente.

Back support finishes Finiture supporto schienale	Code Codice	Fabric cat. 100	Fabric cat. 200	Fabric / Leather cat. 300	Fabric / Leather cat. 400	Fabric / Leather Cat. 500
---------------------------------------------------------	---------------	--------------------	--------------------	---------------------------------	---------------------------------	---------------------------------

Dimensions elements | LH | Dimensioni elemento | SX 260x136x75h

Black Burnished Steel	DV.170DT250	11.847	12.801	14.232	15.186	16.617
Burnished Titanio Burnished Platino		12.444	13.398	14.829	15.783	17.214
Burnished Brass		16.546	17.500	18.931	19.885	21.316

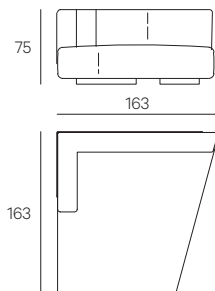
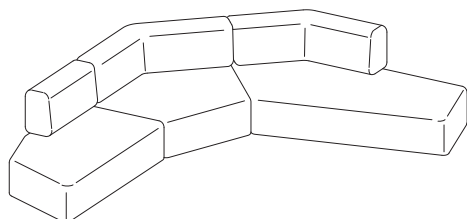
Dimensions elements | RH | Dimensioni elemento | DX 260x136x75h



Black Burnished Steel	DV.170DT260	11.847	12.801	14.232	15.186	16.617
Burnished Titanio Burnished Platino		12.444	13.398	14.829	15.783	17.214
Burnished Brass		16.546	17.500	18.931	19.885	21.316

HENGE®

DOWNTOWN



Dimensions elements L **LH** | Dimensioni elemento L **SX** 163x163x75h

Back support finishes Finiture supporto schienale	Code Codice	Fabric cat. 100	Fabric cat. 200	Fabric / Leather cat. 300	Fabric / Leather cat. 400	Fabric / Leather Cat. 500
Black Burnished Steel	DV:170DT270	10.998	11.809	13.025	13.836	15.052
Burnished Titanio Burnished Platino		11.594	12.405	13.621	14.432	15.649
Burnished Brass		15.544	16.355	17.571	18.382	19.598

TECHNICAL INFORMATION

Seating system

Structure

Solid wood padded with polyurethane foam, covered with 100% goose down, internal cover in 100% white cotton lining.

Seat cushion with high resilience polyurethane foam PF45FR and memory foam, covered with 100% quilted goose down (Assopiuma certified Gold Label), with high density (SR75) structural internal support. Internal cover in 100% white cotton.

Metal backrest support.

Finishes of cover

Fabric or leather from our samples catalogue. Leather version cover not removable.

Finish of metal backrest support

Black Burnished Steel, Burnished Platino, Burnished Titanio and Burnished Brass.

NB Right/Rh and Left/Lh indicate the position of the armrest when facing the piece of furniture.

INFORMAZIONI TECNICHE

Sistema componibile

Struttura

Legno listellare imbottita con poliuretano espanso con densità variabile ricoperto con 100% piuma d'oca bianca. Fodera 100% cotone spigato anti piuma bianco.

Cuscino seduta in poliuretano espanso PF45FR e memory foam, rivestito con 100% piuma d'oca bianca (certificate Assopiuma, Etichette Oro), con inserto portante alta densità (SR75), fodera in 100% cotone spigato anti piuma bianco. Cuscino schienale con 100% piuma d'oca bianca. Fodera in 100% cotone bianco.

Supporto schienale in metallo.

Finiture di rivestimento e bordo

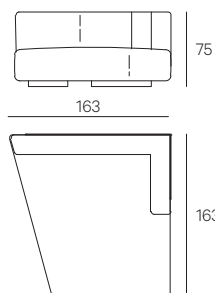
Tessuto e pelle nelle finiture a catalogo. Versione in pelle non sfoderabile.

Finitura support schienale in metallo

Acciaio brunito nero, Platino brunito, Titanio brunito e Ottone brunito.

NB Per SX/DX s'intende la posizione che il bracciolo assume guardando l'elemento frontalmente.

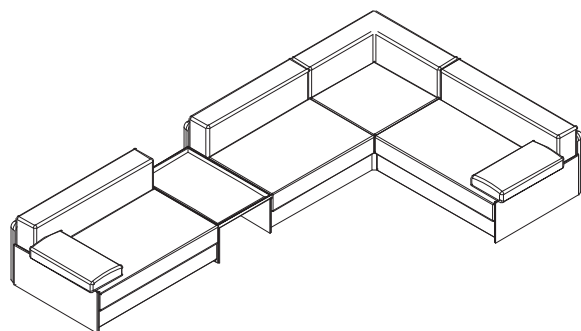
Dimensions elements L **RH** | Dimensioni elemento L **DX** 163x163x75h



Black Burnished Steel	DV:170DT280	10.998	11.809	13.025	13.836	15.052
Burnished Titanio Burnished Platino		11.594	12.405	13.621	14.432	15.649
Burnished Brass		15.544	16.355	17.571	18.382	19.598

HENGE®

GATTOPARDO



TECHNICAL INFORMATION

Structure

Black Burnished Steel

Padding

Seat cushions in Ecolypha 40 with pad in polyurethane T50 and VE40S, covered with duvet 100% white duck Gold Label 280 and anti-duvet 100% cotton fabric 210 gr.

Backrest and armrest cushions in PF25SM, covered with duvet 100% white dusk Gold Label 280 and anti-duvet 100% cotton fabric 210 gr.

Upholstery

Leathers and fabrics from our range (removable).

Tray

Sand cast Peltro

SEAT HEIGHT

cm 40

INFORMAZIONI TECNICHE

Struttura

Acciaio brunito nero

Imbottitura

Cuscini seduta in Ecolypha 40 con imbottitura in poliuretano T50 e VE40, rivestito con piumino 100% pappera bianca Gold Label 280 e tessuto antipiumino 100% cotone 210 gr.

Cuscini schienale e bracciolo in PF25SM, rivestiti con piumino 100% pappera bianca Gold Label 280 e tessuto antipiumino 100% cotone 210 gr.

Tappezzerie

Pelle e tessuti di gamma (rimuovibile)

Vassoio

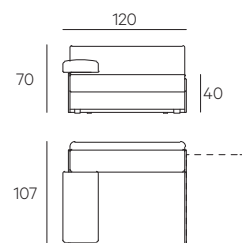
Fusione con finitura peltro

ALTEZZA SEDUTA

cm 40

Finishes Finiture	Code Codice	Fabric cat. 100	Fabric cat. 200	Fabric / Leather cat. 300	Fabric / Leather cat. 400	Fabric / Leather cat. 500
Backrest frame Schienale		Cushions Cuscinatura				

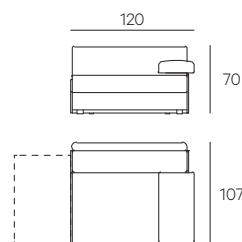
Element A with tray **L** | Elemento A con vassoio **SX** 120x107x70h



Black Burnished Steel	SGAT-22-001	8.253	8.897	9.326	9.755	10.400
-----------------------	-------------	-------	-------	-------	-------	--------

* Available also in Mohair | Disponibile anche in Mohair € 11.258

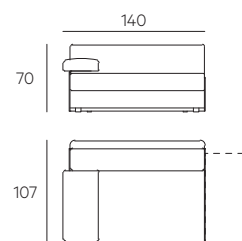
Element A with tray **R** | Elemento A con vassoio **DX** 120x107x70h



Black Burnished Steel	SGAT-22-002	8.253	8.897	9.326	9.755	10.400
-----------------------	-------------	-------	-------	-------	-------	--------

* Available also in Mohair | Disponibile anche in Mohair € 11.258

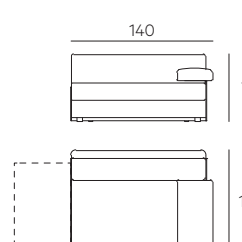
Element A with tray **L** | Elemento A con vassoio **SX** 140x107x70h



Black Burnished Steel	SGAT-22-003	8.640	9.363	9.845	10.327	11.049
-----------------------	-------------	-------	-------	-------	--------	--------

* Available also in Mohair | Disponibile anche in Mohair € 12.013

Element A with tray **R** | Elemento A con vassoio **DX** 140x107x70h

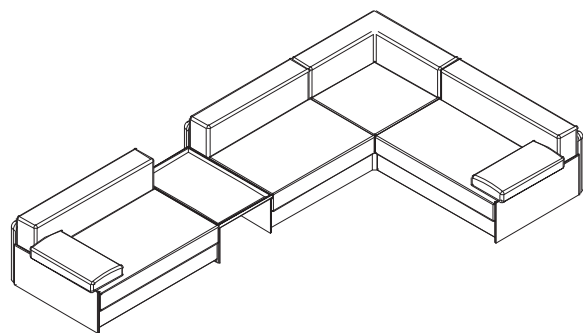


Black Burnished Steel	SGAT-22-004	8.640	9.363	9.845	10.327	11.049
-----------------------	-------------	-------	-------	-------	--------	--------

* Available also in Mohair | Disponibile anche in Mohair € 12.013

HENGE®

GATTOPARDO



TECHNICAL INFORMATION

Structure

Black Burnished Steel

Padding

Seat cushions in Ecolypha 40 with pad in polyurethane T50 and VE40S, covered with duvet 100% white duck Gold Label 280 and anti-duvet 100% cotton fabric 210 gr.

Backrest and armrest cushions in PF25SM, covered with duvet 100% white dusk Gold Label 280 and anti-duvet 100% cotton fabric 210 gr.

Upholstery

Leathers and fabrics from our range (removable).

Tray

Sand cast Peltro

SEAT HEIGHT

cm 40

INFORMAZIONI TECNICHE

Struttura

Acciaio brunito nero

Imbottitura

Cuscini seduta in Ecolypha 40 con imbottitura in poliuretano T50 e VE40, rivestito con piumino 100% papera bianca Gold Label 280 e tessuto antipiumino 100% cotone 210 gr.

Cuscini schienale e bracciolo in PF25SM, rivestiti con piumino 100% papera bianca Gold Label 280 e tessuto antipiumino 100% cotone 210 gr.

Tappezzerie

Pelle e tessuti di gamma (rimuovibile)

Vassoio

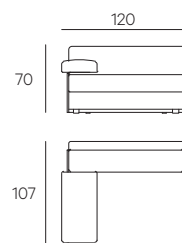
Fusione con finitura peltro

ALTEZZA SEDUTA

cm 40

Finishes Finiture	Code Codice	Fabric cat. 100	Fabric cat. 200	Fabric / Leather cat. 300	Fabric / Leather cat. 400	Fabric / Leather cat. 500
Backrest frame Schienale		Cushions Cuscinatura				

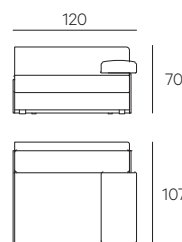
Element B L | Elemento B SX 120x107x70h



Black Burnished Steel	SGAT-22-005	8.034	8.677	9.106	9.536	10.180
-----------------------	-------------	-------	-------	-------	-------	--------

* Available also in Mohair | Disponibile anche in Mohair € 11.038

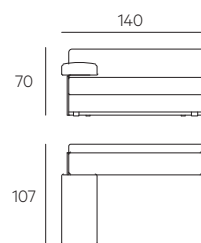
Element B R | Elemento B DX 120x107x70h



Black Burnished Steel	SGAT-22-006	8.034	8.677	9.106	9.536	10.180
-----------------------	-------------	-------	-------	-------	-------	--------

* Available also in Mohair | Disponibile anche in Mohair € 11.038

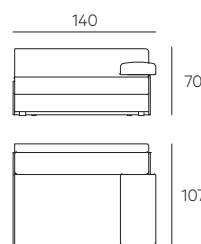
Element B L | Elemento B SX 140x107x70h



Black Burnished Steel	SGAT-22-007	8.564	9.287	9.769	10.250	10.973
-----------------------	-------------	-------	-------	-------	--------	--------

* Available also in Mohair | Disponibile anche in Mohair € 11.937

Element B R | Elemento B DX 140x107x70h

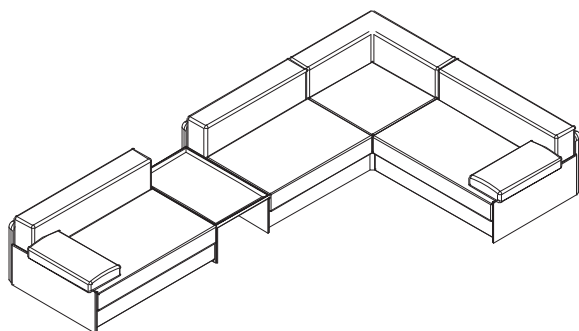


Black Burnished Steel	SGAT-22-008	8.564	9.287	9.769	10.250	10.973
-----------------------	-------------	-------	-------	-------	--------	--------

* Available also in Mohair | Disponibile anche in Mohair € 11.937

HENGE®

GATTOPARDO



TECHNICAL INFORMATION

Structure

Black Burnished Steel

Padding

Seat cushions in Ecolypha 40 with pad in polyurethane T50 and VE40S, covered with duvet 100% white duck Gold Label 280 and anti-duvet 100% cotton fabric 210 gr.

Backrest and armrest cushions in PF25SM, covered with duvet 100% white dusk Gold Label 280 and anti-duvet 100% cotton fabric 210 gr.

Upholstery

Leathers and fabrics from our range (removable).

Tray

Sand cast Peltro

SEAT HEIGHT

cm 40

INFORMAZIONI TECNICHE

Struttura

Acciaio brunito nero

Imbottitura

Cuscini seduta in Ecolypha 40 con imbottitura in poliuretano T50 e VE40, rivestito con piumino 100% papera bianca Gold Label 280 e tessuto antipiumino 100% cotone 210 gr.

Cuscini schienale e bracciolo in PF25SM, rivestiti con piumino 100% papera bianca Gold Label 280 e tessuto antipiumino 100% cotone 210 gr.

Tappezzerie

Pelle e tessuti di gamma (rimuovibile)

Vassoio

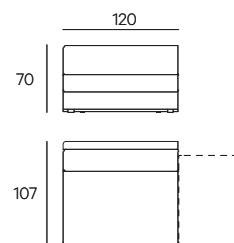
Fusione con finitura peltro

ALTEZZA SEDUTA

cm 40

Finishes Finiture	Code Codice	Fabric cat. 100	Fabric cat. 200	Fabric / Leather cat. 300	Fabric / Leather cat. 400	Fabric / Leather cat. 500
Backrest frame Schienale		Cushions Cuscinatura				

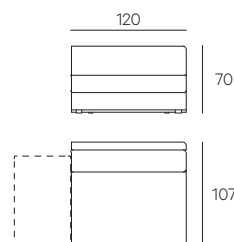
Element C with tray **L** | Elemento C con vassoio **SX** 120x107x70h



Black Burnished Steel	SGAT-22-009	6.790	7.342	7.708	8.076	8.627
-----------------------	-------------	-------	-------	-------	-------	-------

* Available also in Mohair | Disponibile anche in Mohair € 9.362

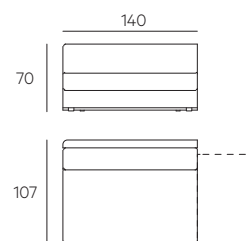
Element C with tray **R** | Elemento C con vassoio **DX** 120x107x70h



Black Burnished Steel	SGAT-22-010	6.790	7.342	7.708	8.076	8.627
-----------------------	-------------	-------	-------	-------	-------	-------

* Available also in Mohair | Disponibile anche in Mohair € 9.362

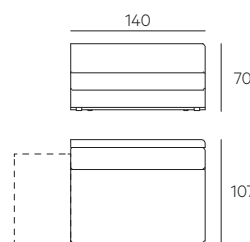
Element C with tray **L** | Elemento C con vassoio **SX** 140x107x70h



Black Burnished Steel	SGAT-22-011	7.321	7.951	8.371	8.791	9.420
-----------------------	-------------	-------	-------	-------	-------	-------

* Available also in Mohair | Disponibile anche in Mohair € 10.260

Element C with tray **R** | Elemento C con vassoio **DX** 140x107x70h

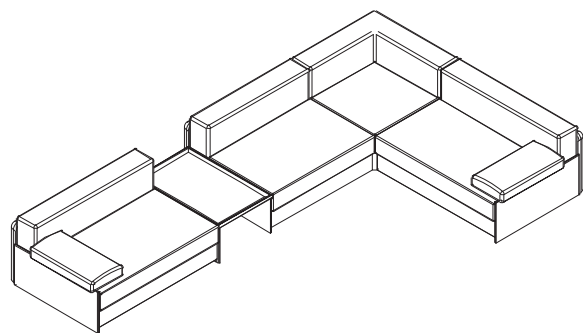


Black Burnished Steel	SGAT-22-012	7.321	7.951	8.371	8.791	9.420
-----------------------	-------------	-------	-------	-------	-------	-------

* Available also in Mohair | Disponibile anche in Mohair € 10.260

HENGE®

GATTOPARDO



TECHNICAL INFORMATION

Structure

Black Burnished Steel

Padding

Seat cushions in Ecolypha 40 with pad in polyurethane T50 and VE40S, covered with duvet 100% white duck Gold Label 280 and anti-duvet 100% cotton fabric 210 gr.

Backrest and armrest cushions in PF25SM, covered with duvet 100% white dusk Gold Label 280 and anti-duvet 100% cotton fabric 210 gr.

Upholstery

Leathers and fabrics from our range (removable).

Tray

Sand cast Peltro

SEAT HEIGHT

cm 40

INFORMAZIONI TECNICHE

Struttura

Acciaio brunito nero

Imbottitura

Cuscini seduta in Ecolypha 40 con imbottitura in poliuretano T50 e VE40, rivestito con piumino 100% papera bianca Gold Label 280 e tessuto antipiumino 100% cotone 210 gr.

Cuscini schienale e bracciolo in PF25SM, rivestiti con piumino 100% papera bianca Gold Label 280 e tessuto antipiumino 100% cotone 210 gr.

Tappezzerie

Pelle e tessuti di gamma (rimuovibile)

Vassoio

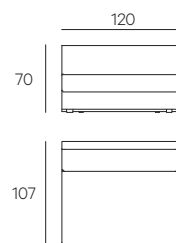
Fusione con finitura peltro

ALTEZZA SEDUTA

cm 40

Finishes Finiture	Code Codice	Fabric cat. 100	Fabric cat. 200	Fabric / Leather cat. 300	Fabric / Leather cat. 400	Fabric / Leather cat. 500
Backrest frame Schienale		Cushions Cuscinatura				

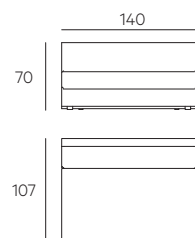
Element D | Elemento D 120x107x70h



Black Burnished Steel	SGAT-22-013	6.504	7.055	7.422	7.790	8.341
-----------------------	-------------	-------	-------	-------	-------	-------

* Available also in Mohair | Disponibile anche in Mohair € 9.362

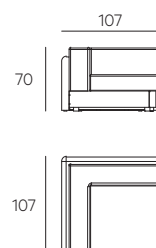
Element D | Elemento D 140x107x70h



Black Burnished Steel	SGAT-22-014	7.083	7.713	8.132	8.552	9.182
-----------------------	-------------	-------	-------	-------	-------	-------

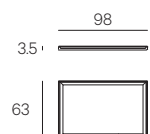
* Available also in Mohair | Disponibile anche in Mohair € 10.021

Element E | Elemento E 107x107x70h



Black Burnished Steel	SGAT-22-015	8.610	9.148	9.505	9.863	10.400
-----------------------	-------------	-------	-------	-------	-------	--------


* Available also in Mohair | Disponibile anche in Mohair € 11.115



Sand Cast Peltro	SGAT-22-016	3.747				
------------------	-------------	-------	--	--	--	--

HENGE®

HUMAN



TECHNICAL INFORMATION

Structure

Norwegian solidwood.

Padding

Structure covered polyurethane sheet T35S + T40P top in SR75 with 100 gr resin sheet.

Seat cushion in Ecolypha 50 with pad in polyurethane T50 and VE40S, covered with duvet 100% white duck Gold Label 280 and anti-duvet 100% cotton fabric 210 gr.

Backrest cushions in PF21SM, covered with duvet 100% white duck Gold Label 280 and anti-duvet 100% cotton fabric 210 gr.

Upholstery

Leather or fabric from our range.

Legs

In Steel Black Burnished finish

DIMENSIONS

Cm 105x78h

Cm 105x68h

Seat cm 42h

NB Right/Rh and Left/Lh indicate the position of the armrest when facing the piece of furniture.

INFORMAZIONI TECNICHE

Struttura

Listellare di conifera norvegese.

Struttura imbottita rivestita con lastre di polyuretano SR75, accoppiato a resinato 100 gr.

Cuscino seduta in Ecolypha 50 con tampone sedile in polyurethane T50 e seduta in VE40S, ricoperto con 100% piumette d'oca bianca etichetta oro, rivestito con tessuto antipiuma 100% cotone bianco 210 gr.

Cuscino schienale e bracciolo in PF21SM, ricoperto con 100% piumette d'oca bianca etichetta oro, rivestito con tessuto antipiuma 100% cotone bianco 210 gr.

Rivestimenti

Gamma pelli e tessuti a campionario.

Piedini

In acciaio finitura brunito nero.

DIMENSIONI

Cm 105x78h


Cm 105x68h

Seduta cm 42h

NB Per SX/DX s'intende la posizione che il bracciolo assume guardando l'elemento frontalmente.


Code Codice	Fabric cat. 100	Fabric cat. 200	Fabric / Leather cat. 300	Fabric / Leather cat. 400	Fabric / Leather Cat. 500
---------------	-----------------	-----------------	---------------------------	---------------------------	---------------------------

Sofa element LH | Divano elemento SX 90x105x78h HIGH



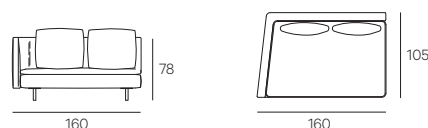
DV.090HUA090SX	5.584	6.342	7.544	8.232	8.921
----------------	-------	-------	-------	-------	-------

Sofa element RH | Divano elemento DX 90x105x78h HIGH



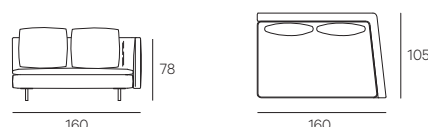
DV.090HUA090DX	5.584	6.342	7.544	8.232	8.921
----------------	-------	-------	-------	-------	-------

Sofa element LH | Divano elemento SX 160x105x78h HIGH



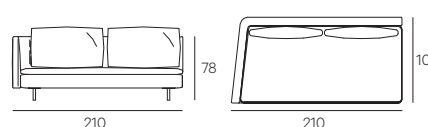
DV.90HUA160SX	6.422	7.177	9.162	10.020	11.093
---------------	-------	-------	-------	--------	--------

Sofa element RH | Divano elemento DX 160x105x78h HIGH



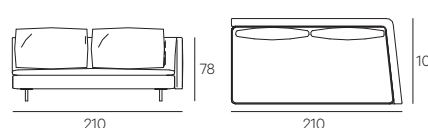
DV.90HUA160DX	6.422	7.177	9.162	10.020	11.093
---------------	-------	-------	-------	--------	--------

Sofa element LH | Divano elemento SX 210x105x78h HIGH



DV.090HUA210SX	7.255	8.011	10.778	11.811	13.192
----------------	-------	-------	--------	--------	--------


Sofa element RH | Divano elemento DX 210x105x78h HIGH



DV.090HUA210DX	7.255	8.011	10.778	11.811	13.192
----------------	-------	-------	--------	--------	--------

HENGE®

HUMAN



TECHNICAL INFORMATION

Structure

Norwegian solidwood.

Padding

Structure covered polyurethane sheet T35S + T40P top in SR75 with 100 gr resin sheet.

Seat cushion in Ecolypha 50 with pad in polyurethane T50 and VE40S, covered with duvet 100% white duck Gold Label 280 and anti-duvet 100% cotton fabric 210 gr.

Backrest cushions in PF2ISM, covered with duvet 100% white duck Gold Label 280 and anti-duvet 100% cotton fabric 210 gr.

Upholstery

Leather or fabric from our range.

Legs

In Steel Black Burnished finish

DIMENSIONS

Cm 105x78h

Cm 105x68h

Seat cm 42h

NB Right/Rh and Left/Lh indicate the position of the armrest when facing the piece of furniture.

INFORMAZIONI TECNICHE

Struttura

Listellare di conifera norvegese.

Struttura imbottita rivestita con lastre di polyuretano SR75, accoppiato a resinato 100 gr.

Cuscino seduta in Ecolypha 50 con tampone sedile in polyurethane T50 e seduta in VE40S, ricoperto con 100% piumette d'oca bianca etichetta oro, rivestito con tessuto antipiuma 100% cotone bianco 210 gr.

Cuscino schienale e bracciolo in PF2ISM, ricoperto con 100% piumette d'oca bianca etichetta oro, rivestito con tessuto antipiuma 100% cotone bianco 210 gr.

Rivestimenti

Gamma pelli e tessuti a campionario.

Piedini

In acciaio finitura brunito nero.

DIMENSIONI

Cm 105x78h

Cm 105x68h

Seduta cm 42h

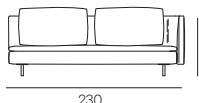
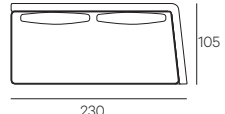
NB Per SX/DX s'intende la posizione che il bracciolo assume guardando l'elemento frontalmente.

Code Codice	Fabric cat. 100	Fabric cat. 200	Fabric / Leather cat. 300	Fabric / Leather cat. 400	Fabric / Leather Cat. 500
---------------	-----------------	-----------------	---------------------------	---------------------------	---------------------------

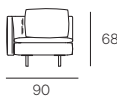
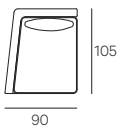
Sofa element LH | Divano elemento SX 230x105x78h HIGH

		DV.090HUA230SX	7.619	8.721	10.750	11.780	13.270
-----------------------------------------------------------------------------------	------------------------------------------------------------------------------------	----------------	-------	-------	--------	--------	--------

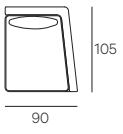
Sofa element RH | Divano elemento DX 230x105x78h HIGH

		DV.090HUA230DX	7.619	8.721	10.750	11.780	13.270
-----------------------------------------------------------------------------------	------------------------------------------------------------------------------------	----------------	-------	-------	--------	--------	--------

Sofa element LH | Divano elemento SX 90x105x68h LOW

		DV.090HUB090SX	5.441	6.199	7.401	8.089	8.778
-----------------------------------------------------------------------------------	------------------------------------------------------------------------------------	----------------	-------	-------	-------	-------	-------

Sofa element RH | Divano elemento DX 90x105x68h LOW

		DV.090HUB090DX	5.441	6.199	7.401	8.089	8.778
-------------------------------------------------------------------------------------	--------------------------------------------------------------------------------------	----------------	-------	-------	-------	-------	-------

Sofa element LH | Divano elemento SX 160x105x68h LOW


		DV.090HUB160SX	6.164	6.921	8.905	9.764	10.836
-------------------------------------------------------------------------------------	--------------------------------------------------------------------------------------	----------------	-------	-------	-------	-------	--------

Sofa element RH | Divano elemento DX 160x105x68h LOW

		DV.090HUB160DX	6.164	6.921	8.905	9.764	10.836
-------------------------------------------------------------------------------------	--------------------------------------------------------------------------------------	----------------	-------	-------	-------	-------	--------

HENGE®

HUMAN



TECHNICAL INFORMATION

Structure

Norwegian solidwood.

Padding

Structure covered polyurethane sheet T35S + T40P top in SR75 with 100 gr resin sheet.

Seat cushion in Ecolypha 50 with pad in polyurethane T50 and VE40S, covered with duvet 100% white duck Gold Label 280 and anti-duvet 100% cotton fabric 210 gr.

Backrest cushions in PF2ISM, covered with duvet 100% white duck Gold Label 280 and anti-duvet 100% cotton fabric 210 gr.

Upholstery

Leather or fabric from our range.

Legs

In Steel Black Burnished finish

DIMENSIONS

Cm 105x78h

Cm 105x68h

Seat cm 42h

NB Right/Rh and Left/Lh indicate the position of the armrest when facing the piece of furniture.

INFORMAZIONI TECNICHE

Struttura

Listellare di conifera norvegese.

Struttura imbottita rivestita con lastre di poliuretano SR75, accoppiato a resinato 100 gr.

Cuscino seduta in Ecolypha 50 con tampone sedile in polyurethane T50 e seduta in VE40S, ricoperto con 100% piumette d'oca bianca etichetta oro, rivestito con tessuto antipiuma 100% cotone bianco 210 gr.

Cuscino schienale e bracciolo in PF2ISM, ricoperto con 100% piumette d'oca bianca etichetta oro, rivestito con tessuto antipiuma 100% cotone bianco 210 gr.

Rivestimenti

Gamma pelli e tessuti a campionario.

Piedini

In acciaio finitura brunito nero.

DIMENSIONI

Cm 105x78h

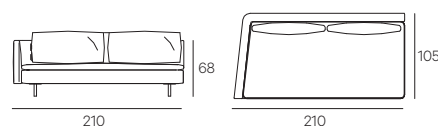
Cm 105x68h

Seduta cm 42h

NB Per SX/DX s'intende la posizione che il bracciolo assume guardando l'elemento frontalmente.

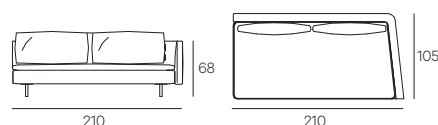
Code Codice	Fabric cat. 100	Fabric cat. 200	Fabric / Leather cat. 300	Fabric / Leather cat. 400	Fabric / Leather Cat. 500
---------------	-----------------	-----------------	---------------------------	---------------------------	---------------------------

Sofa element LH | Divano elemento SX 210x105x68h LOW



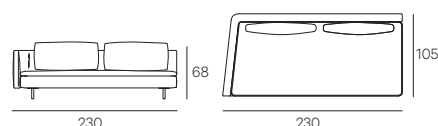
DV.090HUB210SX	6.884	7.640	10.406	11.442	12.824
----------------	-------	-------	--------	--------	--------

Sofa element RH | Divano elemento DX 210x105x68h LOW



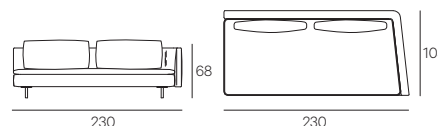
DV.090HUB210DX	6.884	7.640	10.406	11.442	12.824
----------------	-------	-------	--------	--------	--------

Sofa element LH | Divano elemento SX 230x105x68h LOW



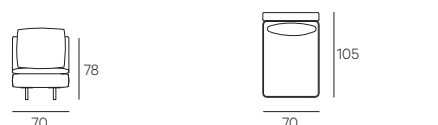
DV.090HUB230SX	7.248	8.346	10.377	11.409	12.900
----------------	-------	-------	--------	--------	--------

Sofa element RH | Divano elemento DX 230x105x68h LOW



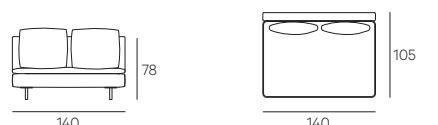
DV.090HUB230DX	7.248	8.346	10.377	11.409	12.900
----------------	-------	-------	--------	--------	--------

Sofa central element | Divano elemento centrale 70x105x78h HIGH



DV.090HUC070	4.320	4.871	5.796	6.313	6.916
--------------	-------	-------	-------	-------	-------


Sofa central element | Divano elemento centrale 140x105x78h HIGH



DV.090HUC140	5.255	5.978	7.396	8.084	9.031
--------------	-------	-------	-------	-------	-------

HENGE®

HUMAN



TECHNICAL INFORMATION

Structure

Norwegian solidwood.

Padding

Structure covered polyurethane sheet T35S + T40P top in SR75 with 100 gr resin sheet.

Seat cushion in Ecolypha 50 with pad in polyurethane T50 and VE40S, covered with duvet 100% white duck Gold Label 280 and anti-duvet 100% cotton fabric 210 gr.

Backrest cushions in PF21SM, covered with duvet 100% white duck Gold Label 280 and anti-duvet 100% cotton fabric 210 gr.

Upholstery

Leather or fabric from our range.

Legs

In Steel Black Burnished finish

DIMENSIONS

Cm 105x78h

Cm 105x68h

Seat cm 42h

NB Right/Rh and Left/Lh indicate the position of the armrest when facing the piece of furniture.

INFORMAZIONI TECNICHE

Struttura

Listellare di conifera norvegese.

Struttura imbottita rivestita con lastre di polyuretano SR75, accoppiato a resinato 100 gr.

Cuscino seduta in Ecolypha 50 con tampone sedile in polyurethane T50 e seduta in VE40S, ricoperto con 100% piumette d'oca bianca etichetta oro, rivestito con tessuto antipiuma 100% cotone bianco 210 gr.

Cuscino schienale e bracciolo in PF21SM, ricoperto con 100% piumette d'oca bianca etichetta oro, rivestito con tessuto antipiuma 100% cotone bianco 210 gr.

Rivestimenti

Gamma pelli e tessuti a campionario.

Piedini

In acciaio finitura brunito nero.

DIMENSIONI

Cm 105x78h

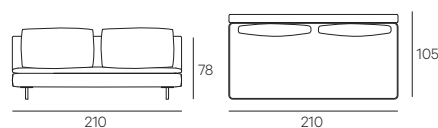
Cm 105x68h

Seduta cm 42h

NB Per SX/DX s'intende la posizione che il bracciolo assume guardando l'elemento frontalmente.

Code Codice	Fabric cat. 100	Fabric cat. 200	Fabric / Leather cat. 300	Fabric / Leather cat. 400	Fabric / Leather Cat. 500
---------------	-----------------	-----------------	---------------------------	---------------------------	---------------------------

Sofa central element | Divano elemento centrale 210x105x78h HIGH



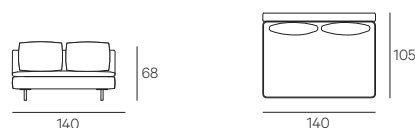
DV.090HUC210	6.402	7.295	9.007	9.867	11.233
--------------	-------	-------	-------	-------	--------

Sofa central element | Divano elemento centrale 70x105x68h LOW



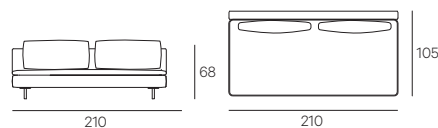
DV.090HUD070	4.263	4.815	5.739	6.255	6.859
--------------	-------	-------	-------	-------	-------

Sofa central element | Divano elemento centrale 140x105x68h LOW




DV.090HUD140	5.064	5.787	7.138	7.826	8.772
--------------	-------	-------	-------	-------	-------

Sofa central element | Divano elemento centrale 210x105x68h LOW



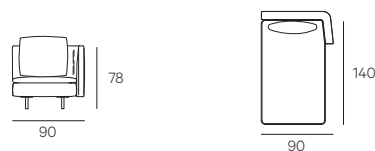
DV.090HUD210	6.114	7.008	8.720	9.581	10.947
--------------	-------	-------	-------	-------	--------

Peninsula element LH | Penisola elemento SX 90x140x78h HIGH



DV.090HUG090SX	5.928	6.822	8.675	9.534	10.362
----------------	-------	-------	-------	-------	--------


Peninsula element RH | Penisola elemento DX 90x140x78h HIGH



DV.090HUG090DX	5.928	6.822	8.675	9.534	10.362
----------------	-------	-------	-------	-------	--------

HENGE®

HUMAN



TECHNICAL INFORMATION

Structure

Norwegian solidwood.

Padding

Structure covered polyurethane sheet T35S + T40P top in SR75 with 100 gr resin sheet.

Seat cushion in Ecolypha 50 with pad in polyurethane T50 and VE40S, covered with duvet 100% white duck Gold Label 280 and anti-duvet 100% cotton fabric 210 gr.

Backrest cushions in PF21SM, covered with duvet 100% white duck Gold Label 280 and anti-duvet 100% cotton fabric 210 gr.

Upholstery

Leather or fabric from our range.

Legs

In Steel Black Burnished finish

DIMENSIONS

Cm 105x78h

Cm 105x68h

Seat cm 42h

NB: Right/Rh and Left/Lh indicate the position of the armrest when facing the piece of furniture.

INFORMAZIONI TECNICHE

Struttura

Listellare di conifera norvegese.

Struttura imbottita rivestita con lastre di polyuretano SR75, accoppiato a resinato 100 gr.

Cuscino seduta in Ecolypha 50 con tampone sedile in polyurethane T50 e seduta in VE40S, ricoperto con 100% piumette d'oca bianca etichetta oro, rivestito con tessuto antipiuma 100% cotone bianco 210 gr.

Cuscino schienale e bracciolo in PF21SM, ricoperto con 100% piumette d'oca bianca etichetta oro, rivestito con tessuto antipiuma 100% cotone bianco 210 gr.

Rivestimenti

Gamma pelli e tessuti a campionario.

Piedini

In acciaio finitura brunito nero.

DIMENSIONI

Cm 105x78h

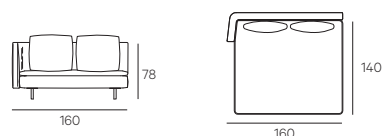
Cm 105x68h

Seduta cm 42h

NB: Per SX/DX s'intende la posizione che il bracciolo assume guardando l'elemento frontalmente.

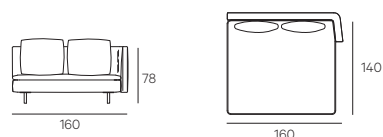
Code Codice	Fabric cat. 100	Fabric cat. 200	Fabric / Leather cat. 300	Fabric / Leather cat. 400	Fabric / Leather Cat. 500
---------------	-----------------	-----------------	---------------------------	---------------------------	---------------------------

Peninsula element LH | Penisola elemento SX 160x140x78h HIGH



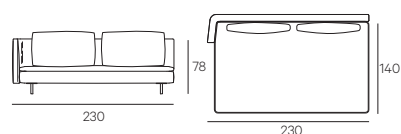
DV.090HUG160SX	7.248	8.348	10.664	11.695	10.899
----------------	-------	-------	--------	--------	--------

Peninsula element RH | Penisola elemento DX 160x140x78h HIGH



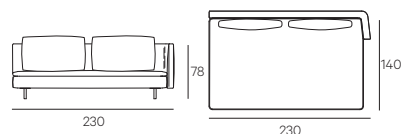
DV.090HUG160DX	7.248	8.348	10.664	11.695	10.899
----------------	-------	-------	--------	--------	--------

Peninsula element LH | Penisola elemento SX 230x140x78h HIGH



DV.090HUG230SX	8.725	9.965	12.560	13.767	16.308
----------------	-------	-------	--------	--------	--------

Peninsula element RH | Penisola elemento DX 230x140x78h HIGH



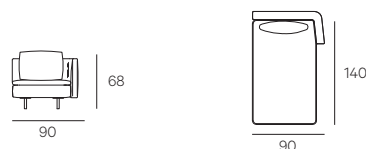
DV.090HUG230DX	8.725	9.965	12.560	13.767	16.308
----------------	-------	-------	--------	--------	--------

Peninsula element LH | Penisola elemento SX 90x140x68h LOW



DV.090HUH090SX	5.784	6.679	8.561	9.420	10.247
----------------	-------	-------	-------	-------	--------


Peninsula element RH | Penisola elemento DX 90x140x68h LOW



DV.090HUH090DX	5.784	6.679	8.561	9.420	10.247
----------------	-------	-------	-------	-------	--------

HENGE®

HUMAN



TECHNICAL INFORMATION

Structure

Norwegian solidwood.

Padding

Structure covered polyurethane sheet T35S + T40P top in SR75 with 100 gr resin sheet.

Seat cushion in Ecolypha 50 with pad in polyurethane T50 and VE40S, covered with duvet 100% white duck Gold Label 280 and anti-duvet 100% cotton fabric 210 gr.

Backrest cushions in PF21SM, covered with duvet 100% white duck Gold Label 280 and anti-duvet 100% cotton fabric 210 gr.

Upholstery

Leather or fabric from our range.

Legs

In Steel Black Burnished finish

DIMENSIONS

Cm 105x78h

Cm 105x68h

Seat cm 42h

NB: Right/Rh and Left/Lh indicate the position of the armrest when facing the piece of furniture.

INFORMAZIONI TECNICHE

Struttura

Listellare di conifera norvegese.

Struttura imbottita rivestita con lastre di polyuretano SR75, accoppiato a resinato 100 gr.

Cuscino seduta in Ecolypha 50 con tampone sedile in polyurethane T50 e seduta in VE40S, ricoperto con 100% piumette d'oca bianca etichetta oro, rivestito con tessuto antipiuma 100% cotone bianco 210 gr.

Cuscino schienale e bracciolo in PF21SM, ricoperto con 100% piumette d'oca bianca etichetta oro, rivestito con tessuto antipiuma 100% cotone bianco 210 gr.

Rivestimenti

Gamma pelli e tessuti a campionario.

Piedini

In acciaio finitura brunito nero.

DIMENSIONI

Cm 105x78h

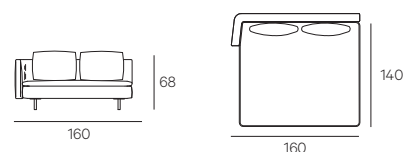
Cm 105x68h

Seduta cm 42h

NB: Per SX/DX s'intende la posizione che il bracciolo assume guardando l'elemento frontalmente.

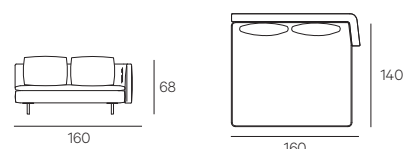
Code Codice	Fabric cat. 100	Fabric cat. 200	Fabric / Leather cat. 300	Fabric / Leather cat. 400	Fabric / Leather Cat. 500
---------------	-----------------	-----------------	---------------------------	---------------------------	---------------------------

Peninsula element LH | Penisola elemento SX 160x140x68h LOW



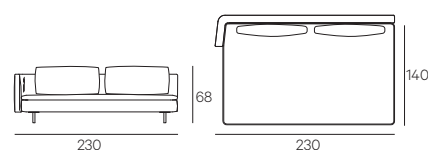
DV.090HUH160SX	7.018	8.119	10.434	11.465	12.829
----------------	-------	-------	--------	--------	--------

Peninsula element RH | Penisola elemento DX 160x140x68h LOW



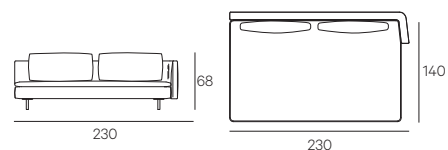
DV.090HUH160DX	7.018	8.119	10.434	11.465	12.829
----------------	-------	-------	--------	--------	--------

Peninsula element LH | Penisola elemento SX 230x140x68h LOW



DV.090HUH230SX	8.383	9.611	12.218	13.421	15.962
----------------	-------	-------	--------	--------	--------

Peninsula element RH | Penisola elemento DX 230x140x68h LOW



DV.090HUH230DX	8.383	9.611	12.218	13.421	15.962
----------------	-------	-------	--------	--------	--------

Pouf 70x95



DV.090HUP070	3.210	3.591	3.783	4.127	4.424
--------------	-------	-------	-------	-------	-------


Pouf 140x95



DV.090HUP140	3.748	4.333	5.057	5.572	6.104
--------------	-------	-------	-------	-------	-------

HENGE®

HUMAN



TECHNICAL INFORMATION

Structure

Norwegian solidwood.

Padding

Structure covered polyurethane sheet T35S + T40P top in SR75 with 100 gr resin sheet.

Seat cushion in Ecolypha 50 with pad in polyurethane T50 and VE40S, covered with duvet 100% white duck Gold Label 280 and anti-duvet 100% cotton fabric 210 gr.

Backrest cushions in PF21SM, covered with duvet 100% white duck Gold Label 280 and anti-duvet 100% cotton fabric 210 gr.

Upholstery

Leather or fabric from our range.

Legs

In Steel Black Burnished finish

DIMENSIONS

Cm 105x78h

Cm 105x68h

Seat cm 42h

NB: Right/Rh and Left/Lh indicate the position of the armrest when facing the piece of furniture.

INFORMAZIONI TECNICHE

Struttura

Listellare di conifera norvegese.

Struttura imbottita rivestita con lastre di polyuretano SR75, accoppiato a resinato 100 gr.

Cuscino seduta in Ecolypha 50 con tampone sedile in polyurethane T50 e seduta in VE40S, ricoperto con 100% piumette d'oca bianca etichetta oro, rivestito con tessuto antipiuma 100% cotone bianco 210 gr.

Cuscino schienale e bracciolo in PF21SM, ricoperto con 100% piumette d'oca bianca etichetta oro, rivestito con tessuto antipiuma 100% cotone bianco 210 gr.

Rivestimenti

Gamma pelli e tessuti a campionario.

Piedini

In acciaio finitura brunito nero.

DIMENSIONI

Cm 105x78h

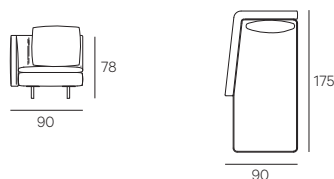
Cm 105x68h

Seduta cm 42h

NB: Per SX/DX s'intende la posizione che il bracciolo assume guardando l'elemento frontalmente.

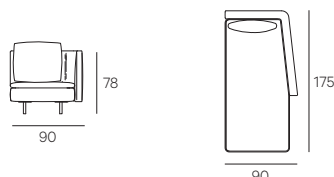
Code Codice	Fabric cat. 100	Fabric cat. 200	Fabric / Leather cat. 300	Fabric / Leather cat. 400	Fabric / Leather Cat. 500
---------------	-----------------	-----------------	---------------------------	---------------------------	---------------------------

Chaise long element LH | Elemento SX 90x175x78h HIGH



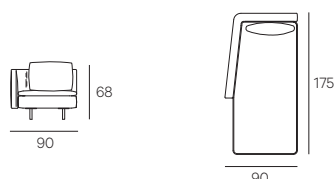
DV.090HUS090SX	6.039	7.275	8.426	9.534	10.642
----------------	-------	-------	-------	-------	--------

Chaise long element RH | Elemento DX 90x175x78h HIGH



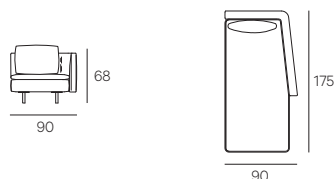
DV.090HUS090DX	6.039	7.275	8.426	9.534	10.642
----------------	-------	-------	-------	-------	--------

Chaise long element LH | Elemento SX 90x175x68h LOW



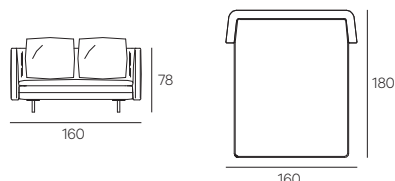
DV.090HUT090SX	5.847	7.085	8.168	9.276	10.384
----------------	-------	-------	-------	-------	--------

Chaise long element RH | Elemento DX 90x175x68h LOW



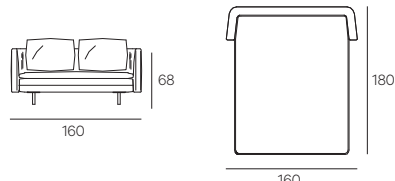
DV.090HUT090DX	5.847	7.085	8.168	9.276	10.384
----------------	-------	-------	-------	-------	--------

Day bed | Divano letto 160x180x78h HIGH



DV.090HUM160	7.963	9.181	11.730	12.863	14.473
--------------	-------	-------	--------	--------	--------

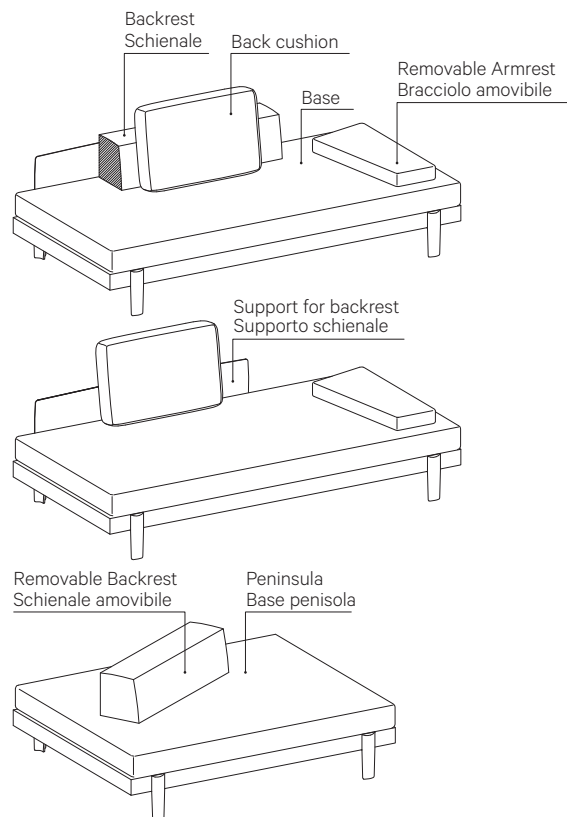
Day bed | Divano letto 160x180x68h LOW



DV.090HUN160	7.720	8.931	11.477	12.612	14.223
--------------	-------	-------	--------	--------	--------

HENGE®

LAILAND



TECHNICAL INFORMATION

Seating system.

Structure

Solid wood with suspension provided by high density mat 10 cm high.

Padding

Polyurethane foam, covered with 100% white cotton lining. Seat and back cushion with high resilience variable density polyurethane foam covered with 100% quilted goose down. Internal cover in 100% white cotton.

Freestanding back rest and armrest high density polyurethane foam structural insert, covered with 100% quilted goose down. Internal cover 100% white cotton.

Back cushions padded with 50% goose down, 50% polyester flake. Internal cover 100% white cotton.

Backrest support in Steel upholstered with leather from our range.

Base

In Sand Cast brass, bronze or silver.

Upholstery

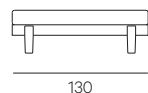
Fabric or leather from our samples catalogue. Cover in leather not removable.

DIMENSIONS

Cm 105x75h

Seat cm 41h

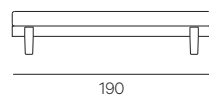
Base 130x105x41h



Base 160x105x41h



Base 190x105x41h



Base 220x105x41h



Legs finishes Finitura piedi	Code Codice	Fabric cat. 100	Fabric cat. 200	Fabric / Leather cat. 300	Fabric / Leather cat. 400	Fabric / Leather Cat. 500
---------------------------------	---------------	--------------------	--------------------	---------------------------------	---------------------------------	---------------------------------

Sand Cast Brass	DV.110LAB010	4.870	5.371	5.705	6.039	6.540
Sand Cast Bronze		5.252	5.753	6.087	6.421	6.921
Sand Cast Silver		5.118	5.619	5.953	6.287	6.788

Sand Cast Brass	DV.110LAB020	5.444	6.088	6.518	6.947	7.591
Sand Cast Bronze		5.826	6.470	6.899	7.328	7.972
Sand Cast Silver		5.692	6.336	6.766	7.195	7.839

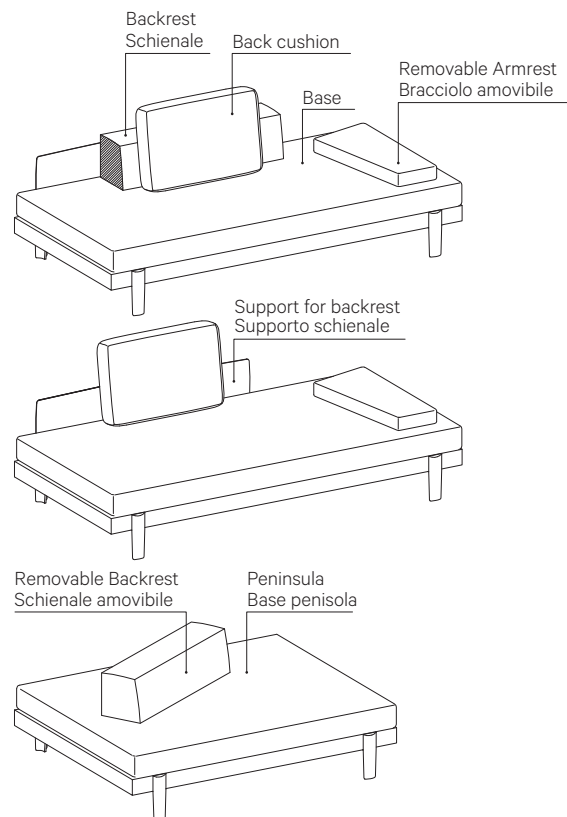
Sand Cast Brass	DV.110LAB030	6.022	6.809	7.334	7.859	8.646
Sand Cast Bronze		6.404	7.191	7.716	8.240	9.028
Sand Cast Silver		6.270	7.058	7.582	8.107	8.894

Sand Cast Brass	DV.110LAB040	6.611	7.541	8.161	8.781	9.711
Sand Cast Bronze		6.992	7.922	8.542	9.162	10.093
Sand Cast Silver		6.859	7.789	8.409	9.029	9.959

NB Right/Rh and Left/Lh indicate the position of the armrest when facing the piece of furniture.

HENGE®

LAILAND



INFORMAZIONI TECNICHE

Sistema componibile.

Struttura

Legno listellare con molleggio tramite materasso in poliuretano espanso alta densità altezza 10 cm.

Imbottitura

In poliuretano espanso con densità variabile. Fodera in tessuto 100% cotone spigato bianco.

Cuscini seduta e schienale in poliuretano espanso a densità variabile ricoperto con 100% piuma d'oca bianca. Fodera 100% cotone spigato antipiùma bianco.

Schienale e bracciolo in appoggio con inserto centrale in poliuretano espanso ad alta densità rivestito con 100% piuma d'oca. Fodera interna in 100% cotone spinato antipiùma bianco.

Cuscino schienale con interno 50% piuma d'oca, 50% fibra poliestere vergine sferoidale. Fodera interna in 100% cotone spinato antipiùma bianco. Supporto schienale in acciaio rivestito con pelle nella gamma a campionario.

Base

Ottone, bronzo o Silver con fusione a terra.

Rivestimento

Tessuti o pelli nelle finiture a campionario.

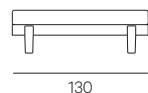
Versione in pelle non sfoderabile.

DIMENSIONI

Cm 105x75h

Seduta cm 41h

Peninsula | Base penisola 130x130x41h



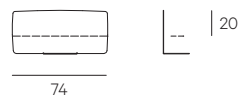
Legs finishes Finitura piedi	Code Codice	Fabric cat. 100	Fabric cat. 200	Fabric / Leather cat. 300	Fabric / Leather cat. 400	Fabric / Leather Cat. 500
Sand Cast Brass	DV:110LAD010	5.320	5.892	6.274	6.655	7.228
Sand Cast Bronze		5.701	6.274	6.655	7.037	7.609
Sand Cast Silver		5.568	6.140	6.522	6.903	7.476

Peninsula | Base penisola 160x130x41h



Sand Cast Brass	DV:110LAD020	5.922	6.637	7.114	7.591	8.307
Sand Cast Bronze		6.303	7.019	7.496	7.973	8.688
Sand Cast Silver		6.170	6.885	7.362	7.839	8.555

Support for backrest | Supporto schienale 74x20h



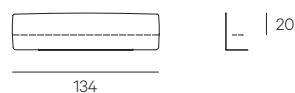
DV:110LAI010	--	--	1.017	1.088	1.196
--------------	----	----	-------	-------	-------

Support for backrest | Supporto schienale 104x20h



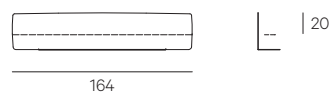
DV:110LAI020	--	--	1.129	1.215	1.344
--------------	----	----	-------	-------	-------

Support for backrest | Supporto schienale 134x20h



DV:110LAI030	--	--	1.198	1.294	1.437
--------------	----	----	-------	-------	-------

Support for backrest | Supporto schienale 164 cm

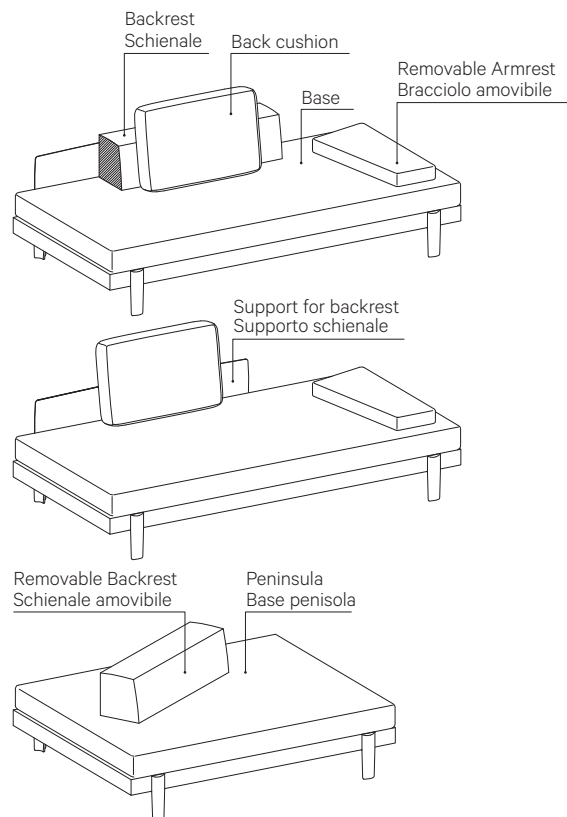


DV:110LAI040	--	--	1.280	1.385	1.543
--------------	----	----	-------	-------	-------

NB: Per SX/DX s'intende la posizione che il bracciolo assume guardando l'elemento frontalmente.

HENGE®

LAILAND



TECHNICAL INFORMATION

Seating system.

Structure

Solid wood with suspension provided by high density mat 10 cm high.

Padding

Polyurethane foam, covered with 100% white cotton lining. Seat and back cushion with high resilience variable density polyurethane foam covered with 100% quilted goose down. Internal cover in 100% white cotton.

Freestanding back rest and armrest high density polyurethane foam structural insert, covered with 100% quilted goose down. Internal cover 100% white cotton.

Back cushions padded with 50% goose down, 50% polyester flake. Internal cover 100% white cotton.

Backrest support in Steel upholstered with leather from our range.

Base

In Sand Cast brass, bronze or silver.

Upholstery

Fabric or leather from our samples catalogue. Cover in leather not removable.

DIMENSIONS

Cm 105x75h

Seat cm 41h

Support for backrest | Supporto schienale 194x25h



Code Codice	Fabric cat. 100	Fabric cat. 200	Fabric / Leather cat. 300	Fabric / Leather cat. 400	Fabric / Leather Cat. 500
DV.110LAI050	--	--	1.281	1.401	1.579

Backrest | Schienale 88x25h



DV.110LAH010	638	746	817	889	996
--------------	-----	-----	-----	-----	-----

Backrest | Schienale 118x25h



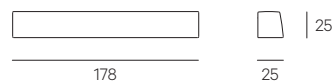
DV.110LAH020	812	955	1.050	1.146	1.289
--------------	-----	-----	-------	-------	-------

Backrest | Schienale 148x25h




DV.110LAH030	942	1.100	1.205	1.310	1.467
--------------	-----	-------	-------	-------	-------

Backrest | Schienale 178x25h



DV.110LAH040	1.087	1.266	1.385	1.505	1.684
--------------	-------	-------	-------	-------	-------

Backrest | Schienale 208x25h

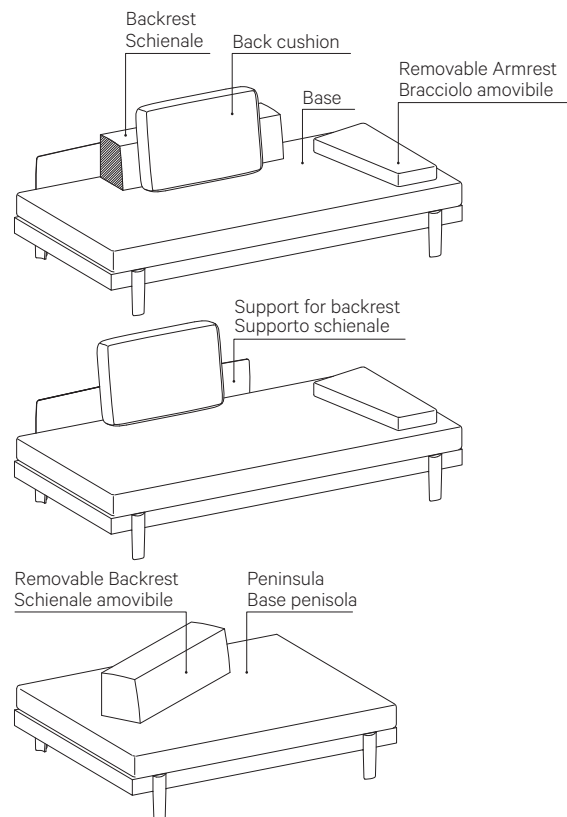


DV.110LAH050	1.261	1.476	1.619	1.762	1.976
--------------	-------	-------	-------	-------	-------

NB: Right/Rh and Left/Lh indicate the position of the armrest when facing the piece of furniture.

HENGE®

LAILAND



96

INFORMAZIONI TECNICHE

Sistema componibile.

Struttura

Legno listellare con molleggio tramite materasso in poliuretano espanso alta densità altezza 10 cm.

Imbottitura

In poliuretano espanso con densità variabile. Fodera in tessuto 100% cotone spigato bianco.

Cuscini seduta e schienale in poliuretano espanso a densità variabile ricoperto con 100% piuma d'oca bianca. Fodera 100% cotone spigato antipiuma bianco.

Schienale e bracciolo in appoggio con inserto centrale in poliuretano espanso ad alta densità rivestito con 100% piuma d'oca. Fodera interna in 100% cotone spinato antipiuma bianco.

Cuscino schienale con interno 50% piuma d'oca, 50% fibra poliesteri vergine sferoidale. Fodera interna in 100% cotone spinato antipiuma bianco.

Supporto schienale in acciaio rivestito con pelle nella gamma a campionario.

Base

Ottone, bronzo o Silver con fusione a terra.

Rivestimento

Tessuti o pelli nelle finiture a campionario.

Versione in pelle non sfoderabile.

DIMENSIONI

Cm 105x75h

Seduta cm 41h

Code Codice	Fabric cat. 100	Fabric cat. 200	Fabric / Leather cat. 300	Fabric / Leather cat. 400	Fabric / Leather Cat. 500
---------------	-----------------	-----------------	---------------------------	---------------------------	---------------------------

Removable Backrest | Schienale amovibile 88x25h
(for peninsula | per base penisola)



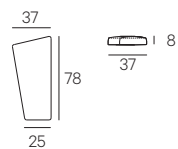
DV.110LAL010	638	746	817	889	996
--------------	-----	-----	-----	-----	-----

Removable Backrest | Schienale amovibile 118x25h
(for peninsula | per base penisola)



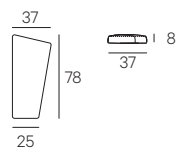
DV.110LAL020	812	955	1.050	1.146	1.289
--------------	-----	-----	-------	-------	-------

Removable Armrest RH | Bracciolo amovibile DX



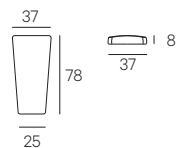
DV.110LAM020DX	531	575	788	861	975
----------------	-----	-----	-----	-----	-----

Removable Armrest LH | Bracciolo amovibile SX



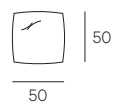
DV.110LAM020SX	531	575	788	861	975
----------------	-----	-----	-----	-----	-----

Removable Armrest central | Bracciolo amovibile centrale



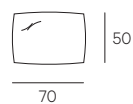
DV.110LAM010	531	575	788	861	975
--------------	-----	-----	-----	-----	-----

Backrest cushion | Cuscino schienale 50x50h



DV.110LAV010	346	378	546	602	632
--------------	-----	-----	-----	-----	-----

Backrest cushion | Cuscino schienale 70x50h

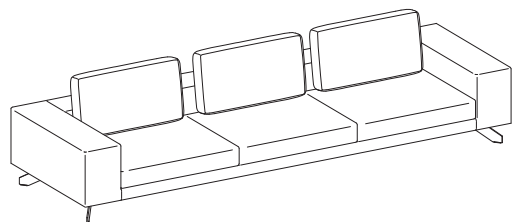


DV.110LAV020	428	472	718	794	837
--------------	-----	-----	-----	-----	-----

NB Per SX/DX s'intende la posizione che il bracciolo assume guardando l'elemento frontalmente.

HENGE®

OPUS



TECHNICAL INFORMATION

Seating system

Structure

Solid wood with suspension provided by elastic webbing.

Padding

Polyurethane foam, covered with 100% goose down, internal cover in 100% white cotton lining.

Seat cushion with high resilience variable density polyurethane foam covered with 100% quilted goose down. Internal cover in 100% white cotton. Back cushions padded with high density foam chips and polyester fiber. Internal cover 100% white cotton.

Backrest support, slip armrest and console in Steel upholstered with leather from our range.

Base

Steel hand burnished black.

Finishes of cover and piping:

Fabric or leather from our samples catalogue. Cover in leather not removable.

DIMENSIONS

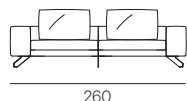
Cm 110x85h

Seat cm 40h

NB Right/Rh and Left/Lh indicate the position of the armrest when facing the piece of furniture.

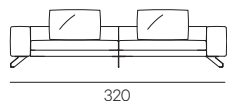
Finishes Finitura	Code Codice	Fabric cat. 100	Fabric cat. 200	Fabric / Leather cat. 300	Fabric / Leather cat. 400	Fabric / Leather Cat. 500
---------------------	---------------	-----------------	-----------------	---------------------------	---------------------------	---------------------------

Two seater sofa | Divano 2 posti 260x85h



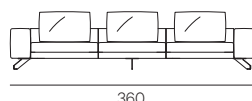
Black Burnished Steel	DV.130HOD260	8.666	9.954	12.014	12.968	14.399
-----------------------	--------------	-------	-------	--------	--------	--------

Two seater maxi sofa | Divano 2 posti maxi 320x85h



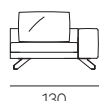
Black Burnished Steel	DV.130HOD320	10.024	11.670	13.334	14.480	16.199
-----------------------	--------------	--------	--------	--------	--------	--------

Three seater sofa | Divano 3 posti 360x85h



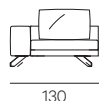
Black Burnished Steel	DV.130HOD360	12.100	13.347	16.640	18.154	20.424
-----------------------	--------------	--------	--------	--------	--------	--------

One seat element RH | Elemento 1 posto DX 130x85h



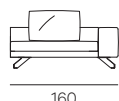
Black Burnished Steel	DV.130HOE130DX	5.029	5.673	6.102	6.531	7.175
-----------------------	----------------	-------	-------	-------	-------	-------

One seat element LH | Elemento 1 posto SX 130x85h



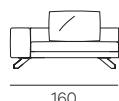
Black Burnished Steel	DV.130HOE130SX	5.029	5.673	6.102	6.531	7.175
-----------------------	----------------	-------	-------	-------	-------	-------

One seat element RH | Elemento 1 posto DX 160x85h



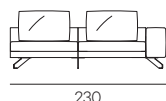
Black Burnished Steel	DV.130HOE160DX	5.735	6.593	7.166	7.738	8.597
-----------------------	----------------	-------	-------	-------	-------	-------

One seat element LH | Elemento 1 posto SX 160x85h



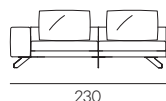
Black Burnished Steel	DV.130HOE160SX	5.735	6.593	7.166	7.738	8.597
-----------------------	----------------	-------	-------	-------	-------	-------

Two seater element RH | Elemento 2 posti DX 230x85h



Black Burnished Steel	DV.130HOE230DX	7.755	8.900	10.308	11.122	12.343
-----------------------	----------------	-------	-------	--------	--------	--------

Two seater element LH | Elemento 2 posti SX 230x85h

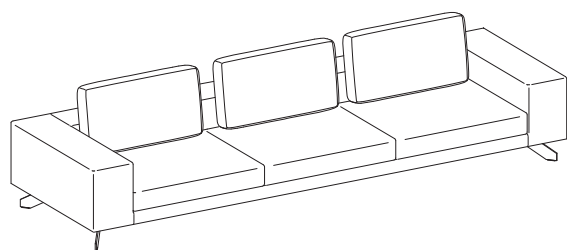


Black Burnished Steel	DV.130HOE230SX	7.755	8.900	10.308	11.122	12.343
-----------------------	----------------	-------	-------	--------	--------	--------

Surcharge for piping in leather (in case of upholstered sofa with fabric) 3%
Maggiorazione per bordino in pelle (in caso di divano in tessuto) 3%

HENGE®

OPUS



INFORMAZIONI TECNICHE

Sistema componibile.

Struttura

Legno listellare con molleggio tramite cinghiatura elastica.

Imbottitura

In poliuretano espanso con densità variabile ricoperto con 100% piuma d'oca bianca. Fodera 100% cotone spigato antipiùma bianco. Cuscino seduta in poliuretano espanso a densità variabile rivestito con 100% piuma d'oca bianca. Fodera in 100% cotone spigato antipiùma bianco. Cuscino schienale con fibra di poliuretano espanso ad alta densità. Fodera in 100% cotone bianco.

Supporto schienale, bracciolo e consolle infilo in acciaio rivestito con pelle nella gamma a campionario.

Base

In Acciaio brunito nero.

Finiture di rivestimento e bordo

Tessuto e pelle nelle finiture a catalogo.

Versione in pelle non sfoderabile.

DIMENSIONI

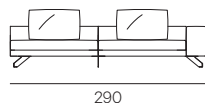
Cm 110x85h

Seduta cm 40h

NB Per SX/DX s'intende la posizione che il bracciolo assume guardando l'elemento frontalmente.

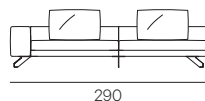
Finishes Finitura	Code Codice	Fabric cat. 100	Fabric cat. 200	Fabric / Leather cat. 300	Fabric / Leather cat. 400	Fabric / Leather Cat. 500
---------------------	---------------	-----------------	-----------------	---------------------------	---------------------------	---------------------------

Two seater element RH | Elemento 2 posti DX 290x85h



Black Burnished Steel	DV.130HOE290DX	9.200	9.984	12.205	13.407	15.210
-----------------------	----------------	-------	-------	--------	--------	--------

Two seater element LH | Elemento 2 posti SX 290x85h



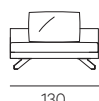
Black Burnished Steel	DV.130HOE290SX	9.200	9.984	12.205	13.407	15.210
-----------------------	----------------	-------	-------	--------	--------	--------

Central element | Elemento centrale 100x85h



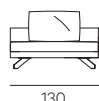
Black Burnished Steel	DV.130HOG100	3.856	4.402	5.154	5.548	6.138
-----------------------	--------------	-------	-------	-------	-------	-------

Central element | Elemento centrale 130x85h



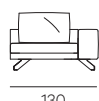
Black Burnished Steel	DV.130HOG130	4.327	4.715	5.890	6.331	6.992
-----------------------	--------------	-------	-------	-------	-------	-------

Island | Isola 130x130



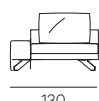
Black Burnished Steel	DV.130HOL130	5.056	5.455	6.987	7.549	8.391
-----------------------	--------------	-------	-------	-------	-------	-------

Island RH | Isola DX 130x130



Black Burnished Steel	DV.130HOL130DX	5.541	6.041	7.380	7.932	8.758
-----------------------	----------------	-------	-------	-------	-------	-------

Island LH | Isola SX 130x130



Black Burnished Steel	DV.130HOL130SX	5.541	6.041	7.380	7.932	8.758
-----------------------	----------------	-------	-------	-------	-------	-------

Pouf 100x80



Black Burnished Steel	DV.130HOP100	2.766	2.862	3.624	3.877	4.256
-----------------------	--------------	-------	-------	-------	-------	-------

Pouf large 130x80

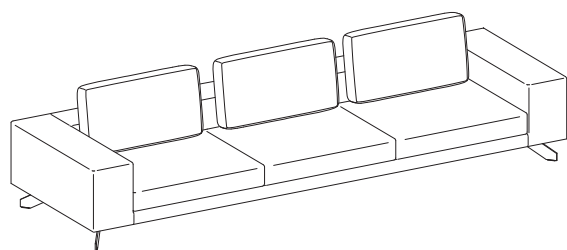


Black Burnished Steel	DV.130HOP130	3.085	3.347	4.171	4.474	4.929
-----------------------	--------------	-------	-------	-------	-------	-------

Surcharge for piping in leather (in case of upholstered sofa with fabric) 3%
Maggiorazione per bordino in pelle (in caso di divano in tessuto) 3%

HENGE®

OPUS



TECHNICAL INFORMATION

Seating system.

Structure

Solid wood with suspension provided by elastic webbing.

Padding

Polyurethane foam, covered with 100% goose down, internal cover in 100% white cotton lining.

Seat cushion with high resilience variable density polyurethane foam covered with 100% quilted goose down. Internal cover in 100% white cotton. Back cushions padded with high density foam chips and polyester fiber. Internal cover 100% white cotton.

Backrest support, slip armrest and console in Steel upholstered with leather from our range.

Base

Steel hand burnished black.

Finishes of cover and piping:

Fabric or leather from our samples catalogue leather.

Cover not removable.

DIMENSIONS

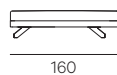
Cm 110x85h

Seat cm 40h

NB Right/Rh and Left/Lh indicate the position of the armrest when facing the piece of furniture.

Finishes Finitura	Code Codice	Fabric cat. 100	Fabric cat. 200	Fabric / Leather cat. 300	Fabric / Leather cat. 400	Fabric / Leather Cat. 500
---------------------	---------------	-----------------	-----------------	---------------------------	---------------------------	---------------------------

Pouf extra large 160x80



Black Burnished Steel	DV.130HOP160	3.651	3.888	4.944	5.309	5.857
-----------------------	--------------	-------	-------	-------	-------	-------

Slip Armrest | Bracciolo infilo 30x60x32h



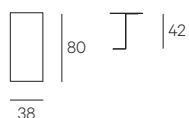
Black Burnished Steel	DV.130HOR060	--	--	875	930	1.012
-----------------------	--------------	----	----	-----	-----	-------

Slip Armrest | Bracciolo infilo isola 30x80x32h



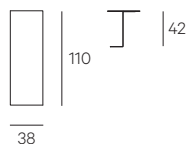
Black Burnished Steel	DV.130HOR080	--	--	1.018	1.099	1.221
-----------------------	--------------	----	----	-------	-------	-------

Slip Console | Consolle infilo 80x38x42h



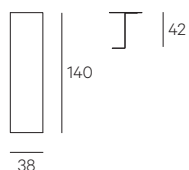
Black Burnished Steel	DV.130HOS080	--	--	1.217	1.311	1.452
-----------------------	--------------	----	----	-------	-------	-------

Slip Console | Consolle infilo 110x38x42h



Black Burnished Steel	DV.130HOS110	--	--	1.472	1.597	1.784
-----------------------	--------------	----	----	-------	-------	-------

Slip Console | Consolle infilo 140x38x42h



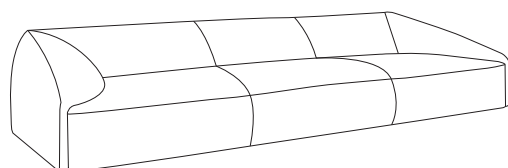
Black Burnished Steel	DV.130HOS140	--	--	1.760	1.919	2.158
-----------------------	--------------	----	----	-------	-------	-------

Surcharge for piping in leather (in case of upholstered sofa with fabric) 3%
Maggiorazione per bordino in pelle (in caso di divano in tessuto) 3%

HENGE®

Code Codice	Leather cat. 300	Leather cat. 400	Leather cat. 500
---------------	------------------	------------------	------------------

RADICAL



TECHNICAL INFORMATION

Structure

Norwegian softwood solidwood.

Padding

Structure covered polyurethane sheet T40P with reinforcements in agglomerate D200.

Seat cushion in polyurethane PF40 with pad in polyurethane T40P, covered with duvet 100% white duck Gold Label 280 and anti-duvet 100% cotton fabric 210 gr.

Backrest and armrest cushions in T35S.

Upholstery

Leather from our range.

Base

Cm 8x8x5h black varnished wood.

DIMENSIONS

Cm 260x110x70h

Cm 290x110x70h

Cm 320x110x70h

Seat cm 41h

NB: Right/Rh and Left/Lh indicate the position of the armrest when facing the piece of furniture.

INFORMAZIONI TECNICHE

Struttura

Listellare di conifera norvegese.

Struttura imbottita rivestita con lastre di poliuretano T40P, con rinforzi in agglomerato D200.

Cuscino seduta in poliuretano PF40, con tampone sedile in poliuretano T40p, ricoperto con 100% piumette d'oca bianca etichetta oro, rivestito con tessuto antipiuma 100% cotone bianco 210 gr.

Cuscino schienale e bracciolo in poliuretano T35S.

Rivestimenti

Gamma pelli e tessuti a campionario.

Piedini

Mis. 8x8x5 h cm legno verniciato nero.

DIMENSIONI

Cm 260x110x70h

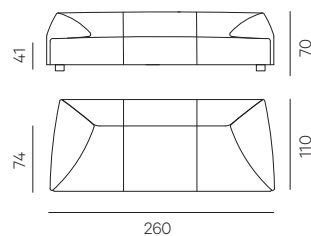
Cm 290x110x70h

Cm 320x110x70h

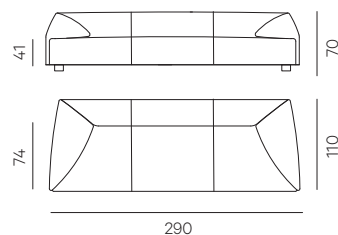
Seduta cm 41h

NB: Per SX/DX s'intende la posizione che il bracciolo assume guardando l'elemento frontalmente.

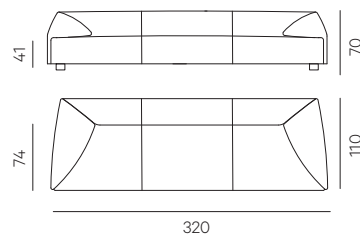
Sofa | Divano 260x110x70h



Sofa | Divano 290x110x70h



Sofa | Divano 320x110x70h



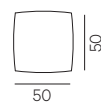
DV.080RAD260	11.847	13.222	15.334
--------------	--------	--------	--------

DV.080RAD290	13.086	14.634	17.153
--------------	--------	--------	--------

DV.080RAD320	14.392	16.114	19.160
--------------	--------	--------	--------

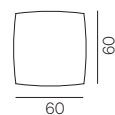
Code Codice	Fabric cat. 100	Fabric cat. 200	Fabric / Leather cat. 300	Fabric / Leather cat. 400	Fabric / Leather cat. 500
---------------	-----------------	-----------------	---------------------------	---------------------------	---------------------------

Backrest Cushion | Cuscino schienale 50x50h



DV.080RAZ010	424	462	504	550	660
--------------	-----	-----	-----	-----	-----

Backrest Cushion | Cuscino schienale 60x60h

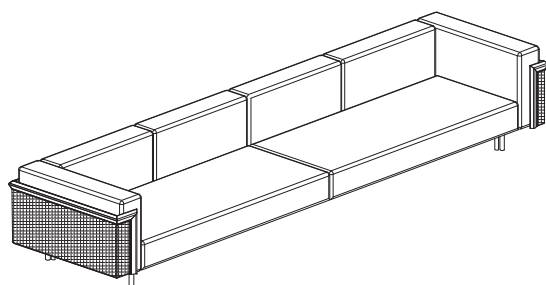


DV.080RAZ020	457	512	536	586	704
--------------	-----	-----	-----	-----	-----



HENGE®

RF ROCK



TECHNICAL INFORMATION

Structure

Norwegian solid wood.

Padding

Structure in solid wood with metal mesh.

Seat cushion in Ecolypha 40 with pad in polyurethane T50 and VE40S, covered with duvet 100% white duck Gold Label 280 and anti-duvet 100% cotton fabric 210 gr.

Backrest and armrest cushions in PF25SM, covered with duvet 100% white duck Gold Label 280 and anti-duvet 100% cotton fabric 210 gr.

Upholstery

Leather or fabric from our range.

Wooden + metal net

Back structure in solid wood open pore Black Wood, Olive Ash or lacquered with the color matching with the cover.

DIMENSIONS

Cm 170x100x72

Cm 205x100x72

SEAT HEIGHT

cm 43h

INFORMAZIONI TECNICHE

Struttura

Listellare di conifera norvegese.

Imbottitura

Struttura in legno massello con intreccio in metallo.

Cuscino seduta in Ecolypha 40 con tampone sedile in polyurethane T50 e seduta in VE40S, ricoperto con 100% piumette d'oca bianca etichetta oro, rivestito con tessuto antipiuma 100% cotone bianco 210gr.

Cuscino Schienale e bracciolo in PF25SM, ricoperto con 100% piumette d'oca bianca etichetta oro, rivestito con tessuto antipiuma 100% cotone bianco 210gr.

Rivestimenti

Gamma pelli e tessuti a campionario

Schienale in legno

In legno massello laccato poro aperto opaco, in colori selezionati in abbinamento alla finitura di pelle selezionata.

Legno+Maglino Metallo

In legno massello laccato poro aperto opaco, in colori selezionati in abbinamento alla finitura di pelle selezionata.

DIMENSIONI

Cm 170x100x72

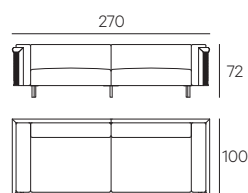
Cm 205x100x72

ALTEZZA SEDUTA

cm 43h

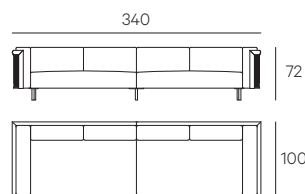
Finishes Finiture	Code Codice	Fabric cat. 100	Fabric cat. 200	Fabric / Leather cat. 300	Fabric / Leather cat. 400	Fabric / Leather cat. 500
Backrest frame Schienale		Cushions Cuscinatura				

Sofa with wooden frame | Divano con cornice in legno 270x100x72h



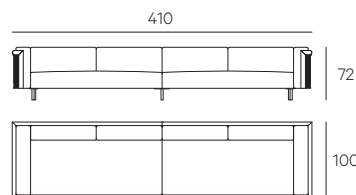
Wood + Metal mesh	DV.190RFD010	15.658	16.954	18.897	20.192	22.135
----------------------	--------------	--------	--------	--------	--------	--------

Sofa with wooden frame | Divano con cornice in legno 340x100x72h



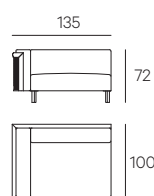
Wood + Metal mesh	DV.190RFD020	18.173	19.767	22.158	23.752	26.144
----------------------	--------------	--------	--------	--------	--------	--------

Sofa with wooden frame | Divano con cornice in legno 410x100x72h



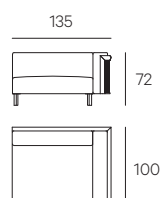
Wood + Metal mesh	DV.190RFD030	21.639	23.532	26.372	28.265	31.105
----------------------	--------------	--------	--------	--------	--------	--------

Element LH with wooden frame | Elemento SX con cornice in legno 135x100x72h



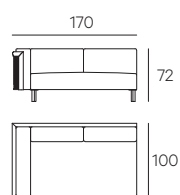
Wood + Metal mesh	DV.190RFE010SX	8.631	9.304	10.276	10.923	11.894
----------------------	----------------	-------	-------	--------	--------	--------

Element RH with wooden frame | Elemento DX con cornice in legno 135x100x72h



Wood + Metal mesh	DV.190RFE010DX	8.631	9.304	10.276	10.923	11.894
----------------------	----------------	-------	-------	--------	--------	--------

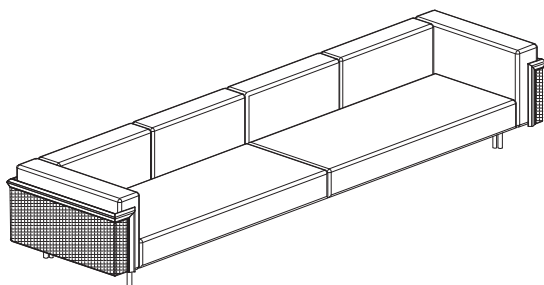
Element LH with wooden frame | Elemento SX con cornice in legno 170x100x72h



Wood + Metal mesh	DV.190RFE020SX	10.047	10.844	12.039	12.837	14.032
----------------------	----------------	--------	--------	--------	--------	--------

HENGE®

RF ROCK



TECHNICAL INFORMATION

Structure

Norwegian solid wood.

Padding

Structure in solid wood with metal mesh.

Seat cushion in Ecolypha 40 with pad in polyurethane T50 and VE40S, covered with duvet 100% white duck Gold Label 280 and anti-duvet 100% cotton fabric 210 gr.

Backrest and armrest cushions in PF25SM, covered with duvet 100% white duck Gold Label 280 and anti-duvet 100% cotton fabric 210 gr.

Upholstery

Leather or fabric from our range.

Wooden + metal net

Back structure in solid wood open pore Black Wood, Olive Ash or lacquered with the color matching with the cover.

DIMENSIONS

Cm 170x100x72

Cm 205x100x72

SEAT HEIGHT

cm 43h

INFORMAZIONI TECNICHE

Struttura

Listellare di conifera norvegese.

Imbottitura

Struttura in legno massello con intreccio in metallo.

Cuscino seduta in Ecolypha 40 con tampone sedile in polyurethane T50 e seduta in VE40S, ricoperto con 100% piumette d'oca bianca etichetta oro, rivestito con tessuto antipiuma 100% cotone bianco 210gr.

Cuscino Schienale e bracciolo in PF25SM, ricoperto con 100% piumette d'oca bianca etichetta oro, rivestito con tessuto antipiuma 100% cotone bianco 210gr.

Rivestimenti

Gamma pelli e tessuti a campionario

Schienale in legno

In legno massello laccato poro aperto opaco, in colori selezionati in abbinamento alla finitura di pelle selezionata.

Legno+Maglino Metallo

In legno massello laccato poro aperto opaco, in colori selezionati in abbinamento alla finitura di pelle selezionata.

DIMENSIONI

Cm 170x100x72

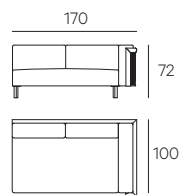
Cm 205x100x72

ALTEZZA SEDUTA

cm 43h

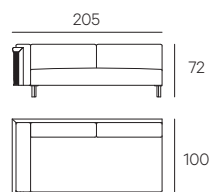
Finishes Finiture	Code Codice	Fabric cat. 100	Fabric cat. 200	Fabric / Leather cat. 300	Fabric / Leather cat. 400	Fabric / Leather cat. 500
Woven leather Pelle intrecciata		Cushions Cuscinatura				

Element RH with wooden frame | Elemento DX con cornice in legno 170x100x72h



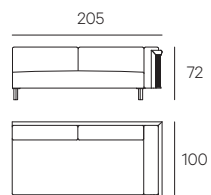
Wood + Metal mesh	DV.190RFE020DX	10.047	10.844	12.039	12.837	14.032
----------------------	----------------	--------	--------	--------	--------	--------

Element LH with wooden frame | Elemento SX con cornice in legno 205x100x72h



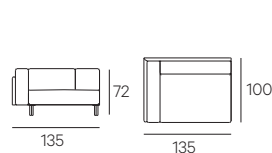
Wood + Metal mesh	DV.190RFE030SX	12.377	13.323	14.744	15.690	17.109
----------------------	----------------	--------	--------	--------	--------	--------

Element RH with wooden frame | Elemento DX con cornice in legno 205x100x72h



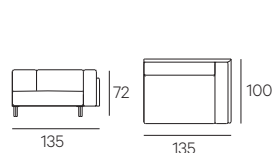
Wood + Metal mesh	DV.190RFE030DX	12.377	13.323	14.744	15.690	17.109
----------------------	----------------	--------	--------	--------	--------	--------

Corner element LH | Elemento ad angolo SX 135x100x72h



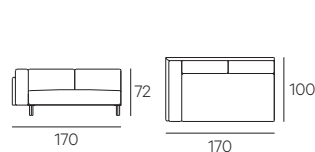
Wood + Metal mesh	DV.190RFN010SX	8.631	9.304	10.276	10.923	11.894
----------------------	----------------	-------	-------	--------	--------	--------

Corner element RH | Elemento ad angolo DX 135x100x72h



Wood + Metal mesh	DV.190RFN010DX	8.631	9.304	10.276	10.923	11.894
----------------------	----------------	-------	-------	--------	--------	--------

Corner element LH | Elemento ad angolo SX 170x100x72h

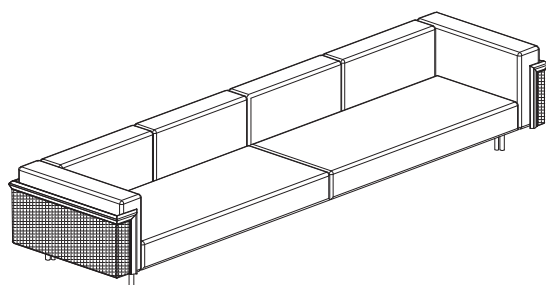


Wood + Metal mesh	DV.190RFN020SX	10.047	10.844	12.039	12.837	14.032
----------------------	----------------	--------	--------	--------	--------	--------



HENGE®

RF ROCK



TECHNICAL INFORMATION

Structure

Norwegian solid wood.

Padding

Structure in solid wood with metal mesh.

Seat cushion in Ecolypha 40 with pad in polyurethane T50 and VE40S, covered with duvet 100% white duck Gold Label 280 and anti-duvet 100% cotton fabric 210 gr.

Backrest and armrest cushions in PF25SM, covered with duvet 100% white duck Gold Label 280 and anti-duvet 100% cotton fabric 210 gr.

Upholstery

Leather or fabric from our range.

Wooden + metal net

Back structure in solid wood open pore Black Wood, Olive Ash or lacquered with the color matching with the cover.

DIMENSIONS

Cm 170x100x72

Cm 205x100x72

SEAT HEIGHT

cm 43h

INFORMAZIONI TECNICHE

Struttura

Listellare di conifera norvegese.

Imbottitura

Struttura in legno massello con intreccio in metallo.

Cuscino seduta in Ecolypha 40 con tampone sedile in polyurethane T50 e seduta in VE40S, ricoperto con 100% piumette d'oca bianca etichetta oro, rivestito con tessuto antipiùma 100% cotone bianco 210gr.

Cuscino Schienale e bracciolo in PF25SM, ricoperto con 100% piumette d'oca bianca etichetta oro, rivestito con tessuto antipiùma 100% cotone bianco 210gr.

Rivestimenti

Gamma pelli e tessuti a campionario

Schienale in legno

In legno massello laccato poro aperto opaco, in colori selezionati in abbinamento alla finitura di pelle selezionata.

Legno+Maglino Metallo

In legno massello laccato poro aperto opaco, in colori selezionati in abbinamento alla finitura di pelle selezionata.

DIMENSIONI

Cm 170x100x72

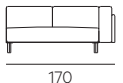
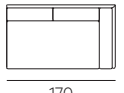
Cm 205x100x72

ALTEZZA SEDUTA

cm 43h

Finishes Finiture	Code Codice	Fabric cat. 100	Fabric cat. 200	Fabric / Leather cat. 300	Fabric / Leather cat. 400	Fabric / Leather cat. 500
Backrest frame Schienale		Cushions Cuscinatura				

Corner element RH | Elemento ad angolo DX 170x100x72h

		Wood + Metal mesh	DV.190RFN020DX	10.047	10.844	12.039	12.837	14.032
-----------------------------------------------------------------------------------	------------------------------------------------------------------------------------	----------------------	----------------	--------	--------	--------	--------	--------

Corner element LH | Elemento ad angolo SX 205x100x72h

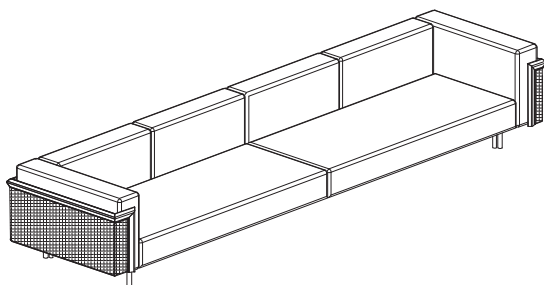
		Wood + Metal mesh	DV.190RFN030SX	12.377	13.323	14.744	15.690	17.109
-----------------------------------------------------------------------------------	------------------------------------------------------------------------------------	----------------------	----------------	--------	--------	--------	--------	--------

Corner element RH | Elemento ad angolo DX 205x100x72h

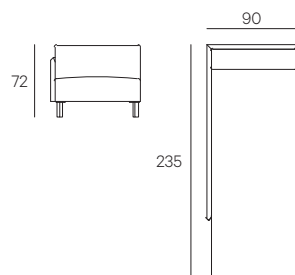
		Wood + Metal mesh	DV.190RFN030DX	12.377	13.323	14.744	15.690	17.109
------------------------------------------------------------------------------------	-------------------------------------------------------------------------------------	----------------------	----------------	--------	--------	--------	--------	--------

HENGE®

RF ROCK



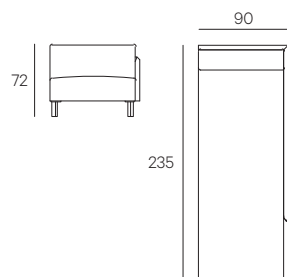
Dimensions | Dimensioni 235x90x72h



Finishes Finiture	Code Codice	Fabric cat. 100	Fabric cat. 200	Fabric / Leather cat. 300	Fabric / Leather cat. 400	Fabric / Leather cat. 500
Backrest frame Schienale		Cushions Cuscinatura				

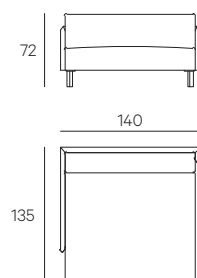
Wood + Metal mesh	DV190RFL020SX	11.367	12.314	13.733	14.680	16.100
-------------------	---------------	--------	--------	--------	--------	--------

Dimensions | Dimensioni 235x90x72h



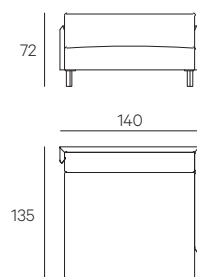
Wood + Metal mesh	DV190RFL020DX	11.367	12.314	13.733	14.680	16.100
-------------------	---------------	--------	--------	--------	--------	--------

Dimensions | Dimensioni 140x135x72h



Wood + Metal mesh	DV190RFL080SX	10.725	11.373	12.344	12.991	13.963
-------------------	---------------	--------	--------	--------	--------	--------

Dimensions | Dimensioni 135x140x72h



Wood + Metal mesh	DV190RFL080DX	10.725	11.373	12.344	12.991	13.963
-------------------	---------------	--------	--------	--------	--------	--------

TECHNICAL INFORMATION

Structure

Norwegian solid wood.

Padding

Structure in solid wood with metal mesh.

Seat cushion in Ecolypha 40 with pad in polyurethane T50 and VE40S, covered with duvet 100% white duck Gold Label 280 and anti-duvet 100% cotton fabric 210 gr.

Backrest and armrest cushions in PF25SM, covered with duvet 100% white duck Gold Label 280 and anti-duvet 100% cotton fabric 210 gr.

Upholstery

Leather or fabric from our range.

Wooden + metal mesh

Back structure in solid wood open pore Black Wood, Olive Ash or lacquered with the color matching the cover.

DIMENSIONS

Cm 170x100x72

Cm 205x100x72

SEAT HEIGHT

cm 43h

INFORMAZIONI TECNICHE

Struttura

Listellare di conifera norvegese.

Imbottitura

Struttura in legno massello con intreccio in metallo.

Cuscino seduta in Ecolypha 40 con tampone sedile in polyurethane T50 e seduta in VE40S, ricoperto con 100% piumette d'oca bianca etichetta oro, rivestito con tessuto antipiuma 100% cotone bianco 210gr.

Cuscino Schienale e bracciolo in PF25SM, ricoperto con 100% piumette d'oca bianca etichetta oro, rivestito con tessuto antipiuma 100% cotone bianco 210gr.

Rivestimenti

Gamma pelli e tessuti a campionario

Schienale in legno

In legno massello laccato poro aperto opaco, in colori selezionati in abbinamento alla finitura di pelle selezionata.

Legno+Maglino Metallo

In legno massello laccato poro aperto opaco, in colori selezionati in abbinamento alla finitura di pelle selezionata.

DIMENSIONI

Cm 170x100x72

Cm 205x100x72

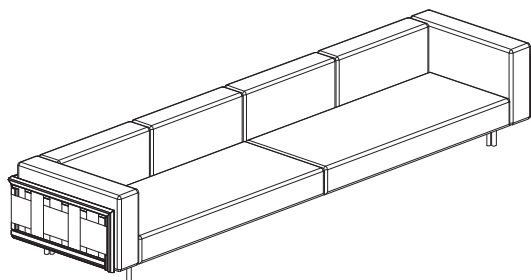
ALTEZZA SEDUTA

cm 43h

HENGE®

RF

Wooden backrest



TECHNICAL INFORMATION

Structure

Norwegian solidwood.

Padding

Structure in solidwood with woven leather.

Seat cushion in Ecolypha 40 with pad in polyurethane T50 and VE40S, covered with duvet 100% white duck Gold Label 280 and anti-duvet 100% cotton fabric 210 gr.

Backrest and armrest cushions in PF25SM, covered with duvet 100% white duck Gold Label 280 and anti-duvet 100% cotton fabric 210 gr.

Upholstery

Leather or fabric from our range.

Wooden back structure

In solid wood open pore matt lacquered in selected colours matching with the finish of selected weave leather from our range.

DIMENSIONS

Cm 100x72h

Seat cm 43h

SEAT HEIGHT

cm 43h

NB Right/Rh and Left/Lh indicate the position of the armrest when facing the piece of furniture.

INFORMAZIONI TECNICHE

Struttura

Listellare di conifera norvegese.

Imbottitura

Struttura in legno massello con intreccio in pelle.

Cuscino seduta in Ecolypha 40 con tampone sedile in polyurethane T50 e seduta in VE40S, ricoperto con 100% piumette d'oca bianca etichetta oro, rivestito con tessuto antipiuma 100% cotone bianco 210 gr.

Cuscino Schienale e bracciolo in PF25SM, ricoperto con 100% piumette d'oca bianca etichetta oro, rivestito con tessuto antipiuma 100% cotone bianco 210 gr.

Rivestimenti

Gamma pelli e tessuti a campionario.

Schienale in legno

In legno massello laccato poro aperto opaco, in colori selezionati in abbinamento alla finitura di pelle selezionata.

DIMENSIONI

Cm 100x72h

Seduta cm 43h

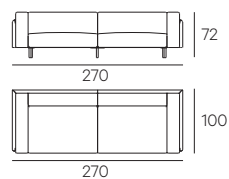
ALTEZZA SEDUTA

cm 43h

NB Per SX/DX s'intende la posizione che il bracciolo assume guardando l'elemento frontalmente.

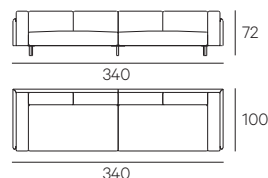
Finishes Finiture	Code Codice	Fabric cat. 100	Fabric cat. 200	Fabric / Leather cat. 300	Fabric / Leather cat. 400	Fabric / Leather cat. 500
Backrest frame Schienale		Cushions Cuscinatura				

Sofa with wooden frame | Divano con cornice in legno 270x100x72h



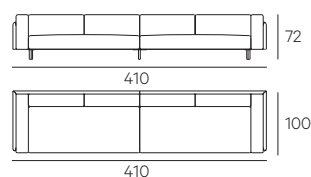
Leather cat 300	DV:150RFD010	14.007	14.729	16.530	17.383	18.774
Leather cat 400		14.314	15.036	16.840	17.691	19.084

Sofa with wooden frame | Divano con cornice in legno 340x100x72h



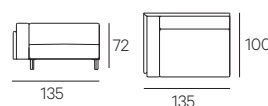
Leather cat 300	DV:150RFD020	15.588	16.439	18.619	18.807	20.507
Leather cat 400		15.962	16.812	18.993	20.009	21.709

Sofa with wooden frame | Divano con cornice in legno 410x100x72h



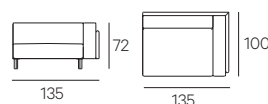
Leather cat 300	DV:150RFD030	17.121	18.105	20.663	21.842	23.851
Leather cat 400		17.561	18.660	21.102	22.281	24.290

Element LH with wooden frame | Elemento SX con cornice in legno 135x100x72h



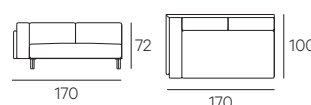
Leather cat 300	DV:150RFE010SX	7.323	7.719	8.740	9.212	9.908
Leather cat 400		7.495	7.886	8.909	9.382	10.077

Element RH with wooden frame | Elemento DX con cornice in legno 135x100x72h



Leather cat 300	DV:150RFE010DX	7.323	7.719	8.740	9.212	9.908
Leather cat 400		7.495	7.886	8.909	9.382	10.077

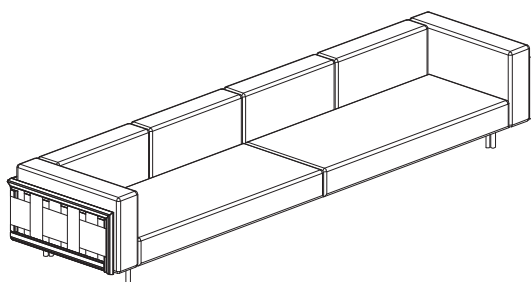
Element LH with wooden frame | Elemento SX con cornice in legno 170x100x72h



Leather cat 300	DV:150RFE020SX	8.077	8.536	9.801	10.364	11.215
Leather cat 400		8.275	8.733	9.999	10.563	11.413

HENGE®

RF Wooden backrest



TECHNICAL INFORMATION

Structure

Norwegian solidwood.

Padding

Structure in solidwood with woven leather.

Seat cushion in Ecolypha 40 with pad in polyurethane T50 and VE40S, covered with duvet 100% white duck Gold Label 280 and anti-duvet 100% cotton fabric 210 gr.

Backrest and armrest cushions in PF25SM, covered with duvet 100% white duck Gold Label 280 and anti-duvet 100% cotton fabric 210 gr.

Upholstery

Leather or fabric from our range.

Wooden back structure

In solid wood open pore matt lacquered in selected colours matching with the finish of selected weave leather from our range.

DIMENSIONS

Cm 100x72h

Seat cm 43h

SEAT HEIGHT

cm 43h

NB Right/Rh and Left/Lh indicate the position of the armrest when facing the piece of furniture.

INFORMAZIONI TECNICHE

Struttura

Listellare di conifera norvegese.

Imbottitura

Struttura in legno massello con intreccio in pelle.

Cuscino seduta in Ecolypha 40 con tampone sedile in polyurethane T50 e seduta in VE40S, ricoperto con 100% piumette d'oca bianca etichetta oro, rivestito con tessuto antipiùma 100% cotone bianco 210 gr.

Cuscino Schienale e bracciolo in PF25SM, ricoperto con 100% piumette d'oca bianca etichetta oro, rivestito con tessuto antipiùma 100% cotone bianco 210 gr.

Rivestimenti

Gamma pelli e tessuti a campionario.

Schienale in legno

In legno massello laccato poro aperto opaco, in colori selezionati in abbinamento alla finitura di pelle selezionata.

DIMENSIONI

Cm 100x72h

Seduta cm 43h

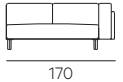
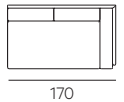
ALTEZZA SEDUTA

cm 43h

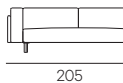
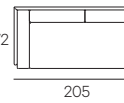
NB Per SX/DX s'intende la posizione che il bracciolo assume guardando l'elemento frontalmente.

Finishes Finiture	Code Codice	Fabric cat. 100	Fabric cat. 200	Fabric / Leather cat. 300	Fabric / Leather cat. 400	Fabric / Leather Cat. 500
Woven leather Pelle intrecciata		Cushions Cuscinatura				

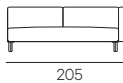
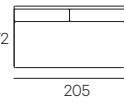
Element RH with wooden frame | Elemento DX con cornice in legno 170x100x72h

		Leather cat 300	DV.150RFE020DX	8.077	8.536	9.801	10.364	11.215
		Leather cat 400		8.275	8.733	9.999	10.563	11.413

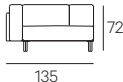
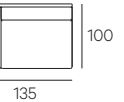
Element LH with wooden frame | Elemento SX con cornice in legno 205x100x72h

		Leather cat 300	DV.150RFE030SX	8.817	9.342	10.850	11.505	12.511
		Leather cat 400		9.040	9.564	11.073	11.730	12.734

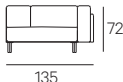
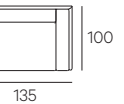
Element RH with wooden frame | Elemento DX con cornice in legno 205x100x72h

		Leather cat 300	DV.150RFE030DX	8.817	9.342	10.850	11.505	12.511
		Leather cat 400		9.040	9.564	11.073	11.730	12.734

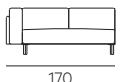
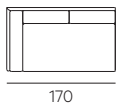
Corner element LH | Elemento ad angolo SX 135x100x72h

		Leather cat 300	DV.150RFN010SX	7.323	7.719	8.740	9.212	9.908
		Leather cat 400		7.495	7.886	8.909	9.382	10.077

Corner element RH | Elemento ad angolo DX 135x100x72h

		Leather cat 300	DV.150RFN010DX	7.323	7.719	8.740	9.212	9.908
		Leather cat 400		7.495	7.886	8.909	9.382	10.077

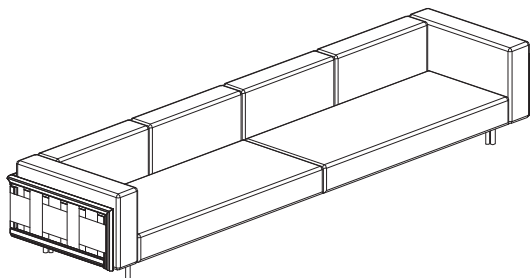
Corner element LH | Elemento ad angolo SX 170x100x72h

		Leather cat 300	DV.150RFN020SX	8.077	8.536	9.801	10.364	11.215
		Leather cat 400		8.275	8.733	9.999	10.563	11.413

HENGE®

RF

Wooden backrest



TECHNICAL INFORMATION

Structure

Norwegian solidwood.

Padding

Structure in solidwood with woven leather.

Seat cushion in Ecolypha 40 with pad in polyurethane T50 and VE40S, covered with duvet 100% white duck Gold Label 280 and anti-duvet 100% cotton fabric 210 gr.

Backrest and armrest cushions in PF25SM, covered with duvet 100% white duck Gold Label 280 and anti-duvet 100% cotton fabric 210 gr.

Upholstery

Leather or fabric from our range.

Wooden back structure

In solid wood open pore matt lacquered in selected colours matching with the finish of selected weave leather from our range.

DIMENSIONS

Cm 100x72h

Seat cm 43h

SEAT HEIGHT

cm 43h

NB Right/Rh and Left/Lh indicate the position of the armrest when facing the piece of furniture.

INFORMAZIONI TECNICHE

Struttura

Listellare di conifera norvegese.

Imbottitura

Struttura in legno massello con intreccio in pelle.

Cuscino seduta in Ecolypha 40 con tampone sedile in polyurethane T50 e seduta in VE40S, ricoperto con 100% piumette d'oca bianca etichetta oro, rivestito con tessuto antipiuma 100% cotone bianco 210 gr.

Cuscino Schienale e bracciolo in PF25SM, ricoperto con 100% piumette d'oca bianca etichetta oro, rivestito con tessuto antipiuma 100% cotone bianco 210 gr.

Rivestimenti

Gamma pelli e tessuti a campionario.

Schienale in legno

In legno massello laccato poro aperto opaco, in colori selezionati in abbinamento alla finitura di pelle selezionata.

DIMENSIONI

Cm 100x72h

Seduta cm 43h


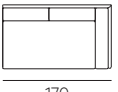
ALTEZZA SEDUTA

cm 43h

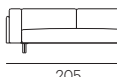
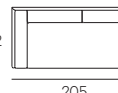
NB Per SX/DX s'intende la posizione che il bracciolo assume guardando l'elemento frontalmente.

Finishes Finiture	Code Codice	Fabric cat. 100	Fabric cat. 200	Fabric / Leather cat. 300	Fabric / Leather cat. 400	Fabric / Leather Cat. 500
Backrest frame Schienale		Cushions Cuscinatura				


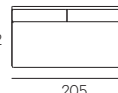
Corner element RH | Elemento ad angolo DX 170x100x72h

		Leather cat 300	DV.150RFN020DX	8.077	8.536	9.801	10.364	11.215
170	170	Leather cat 400		8.275	8.733	9.999	10.563	11.413


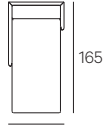
Corner element LH | Elemento ad angolo SX 205x100x72h

		Leather cat 300	DV.150RFN030SX	8.817	9.342	10.850	11.505	12.511
205	205	Leather cat 400		9.040	9.564	11.073	11.730	12.734


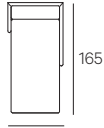
Corner element RH | Elemento ad angolo DX 205x100x72h

		Leather cat 300	DV.150RFN030DX	8.817	9.342	10.850	11.505	12.511
205	205	Leather cat 400		9.040	9.564	11.073	11.730	12.734


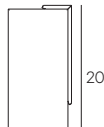
Chaise Longue LH with wooden frame | Chaise Longue SX con cornice in legno 82,5x165x72h

		Leather cat 300	DV.150RFL010SX	7.234	7.694	8.382	8.844	9.540
82,5	82,5	Leather cat 400		7.398	7.858	8.545	9.005	9.701

Chaise Longue RH with wooden frame | Chaise Longue DX con cornice in legno 82,5x165x72h

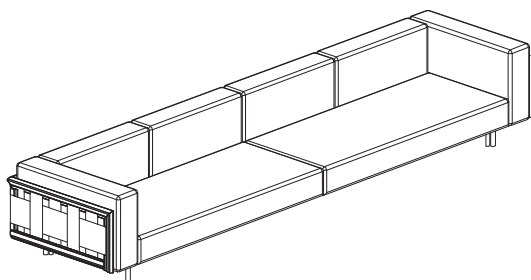
		Leather cat 300	DV.150RFL010DX	7.234	7.694	8.382	8.844	9.540
82,5	82,5	Leather cat 400		7.398	7.858	8.545	9.005	9.701

Dormeuse LH with wooden frame | Dormeuse SX con cornice in legno 205x90x60h

		Leather cat 300	DV.150RFM010SX	5.477	5.672	5.970	6.177	7.181
90	90	Leather cat 400		5.575	5.774	6.067	6.264	7.269

HENGE®

RF Wooden backrest



TECHNICAL INFORMATION

Structure

Norwegian solidwood.

Padding

Structure in solidwood with woven leather.

Seat cushion in Ecolypha 40 with pad in polyurethane T50 and VE40S, covered with duvet 100% white duck Gold Label 280 and anti-duvet 100% cotton fabric 210 gr.

Backrest and armrest cushions in PF25SM, covered with duvet 100% white duck Gold Label 280 and anti-duvet 100% cotton fabric 210 gr.

Upholstery

Leather or fabric from our range.

Wooden back structure

In solid wood open pore matt lacquered in selected colours matching with the finish of selected weave leather from our range.

DIMENSIONS

Cm 100x72h

Seat cm 43h

SEAT HEIGHT

cm 43h

NB Right/Rh and Left/Lh indicate the position of the armrest when facing the piece of furniture.

INFORMAZIONI TECNICHE

Struttura

Listellare di conifera norvegese.

Imbottitura

Struttura in legno massello con intreccio in pelle.

Cuscino seduta in Ecolypha 40 con tampone sedile in polyurethane T50 e seduta in VE40S, ricoperto con 100% piumette d'oca bianca etichetta oro, rivestito con tessuto antipiùma 100% cotone bianco 210 gr.

Cuscino Schienale e bracciolo in PF25SM, ricoperto con 100% piumette d'oca bianca etichetta oro, rivestito con tessuto antipiùma 100% cotone bianco 210 gr.

Rivestimenti

Gamma pelli e tessuti a campionario.

Schienale in legno

In legno massello laccato poro aperto opaco, in colori selezionati in abbinamento alla finitura di pelle selezionata.

DIMENSIONI

Cm 100x72h

Seduta cm 43h

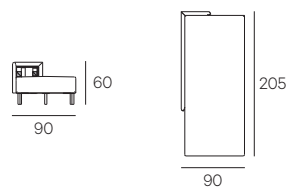
ALTEZZA SEDUTA

cm 43h

NB Per SX/DX s'intende la posizione che il bracciolo assume guardando l'elemento frontalmente.

Finishes Finiture	Code Codice	Fabric cat. 100	Fabric cat. 200	Fabric / Leather cat. 300	Fabric / Leather cat. 400	Fabric / Leather cat. 500
Woven leather Pelle intrecciata		Cushions Cuscinatura				

Dormeuse RH with wooden frame | Dormeuse DX con cornice in legno 205x90x60h



Leather cat 300	DV.150RFM010DX	5.477	5.672	5.970	6.177	7.181
Leather cat 400		5.575	5.774	6.067	6.264	7.269

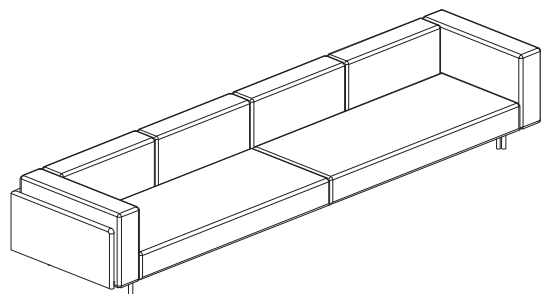
Armchair with wooden frame | Poltrona con cornice in legno 82,5x100x72h



Leather cat 300	DV.150RFP010	5.323	5.552	5.896	6.126	6.589
Leather cat 400		5.520	5.749	6.094	6.323	6.788

HENGE®

RF



TECHNICAL INFORMATION

Structure

Norwegian solidwood.

Padding

Structure covered polyurethane sheet SR75 with 100 gr resin sheet, covered with leather.

Seat cushion in Ecolypha 40 with pad in polyurethane T50 and VE40S, covered with duvet 100% white duck Gold Label 280 and anti-duvet 100% cotton fabric 210 gr.

Backrest and armrest cushions in PF25SM, covered with duvet 100% white duck Gold Label 280 and anti-duvet 100% cotton fabric 210 gr.

Upholstery

Cushions covered with leather or fabric from our range.

DIMENSIONS

Cm 100x72h

Seat cm 43h

SEAT HEIGHT

cm 43h

NB Right/Rh and Left/Lh indicate the position of the armrest when facing the piece of furniture.

INFORMAZIONI TECNICHE

Struttura

Listellare di conifera norvegese.

Imbottitura

Struttura imbottita rivestita con lastre di polyuretano SR75, accoppiato a resinato 100 gr, rivestita in pelle.

Cuscino seduta in Ecolypha 40 con tampone sedile in polyurethane T50 e seduta in VE40S, ricoperto con 100% piumette d'oca bianca etichetta oro, rivestito con tessuto antipiuma 100% cotone bianco 210 gr.

Cuscino Schienale e bracciolo in PF25SM, ricoperto con 100% piumette d'oca bianca etichetta oro, rivestito con tessuto antipiuma 100% cotone bianco 210 gr.

Rivestimenti

Cuscinatura nella gamma pelli e tessuti a campionario.

DIMENSIONI

Cm 100x72h

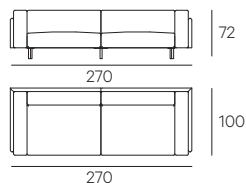
Seduta cm 43h

ALTEZZA SEDUTA

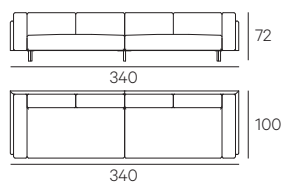
cm 43h

NB Per SX/DX s'intende la posizione che il bracciolo assume guardando l'elemento frontalmente.

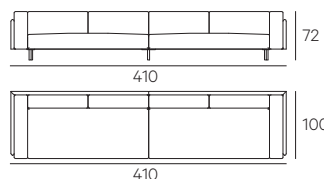
Sofa | Divano 270x100x72h



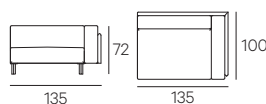
Sofa | Divano 340x100x72h



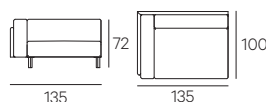
Sofa | Divano 410x100x72h



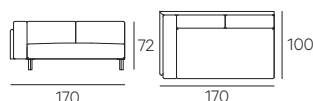
Element LH | Elemento SX 135x100x72h



Element RH | Elemento DX 135x100x72h



Element LH | Elemento SX 170x100x72h



Finishes Finiture	Code Codice	Fabric cat. 100	Fabric cat. 200	Fabric / Leather cat. 300	Fabric / Leather cat. 400	Fabric / Leather cat. 500
Backrest frame Schienale		Cushions Cuscinatura				

Leather cat 300	DV:160RFD010	11.665	12.266	13.768	14.477	15.868
Leather cat 400		11.921	12.522	14.025	14.734	16.125

Leather cat 300	DV:160RFD020	12.982	13.691	15.508	16.353	18.053
Leather cat 400		13.293	14.002	15.818	16.664	18.364

Leather cat 300	DV:160RFD030	14.259	15.079	17.209	18.190	20.200
Leather cat 400		14.626	15.446	17.575	18.559	20.568

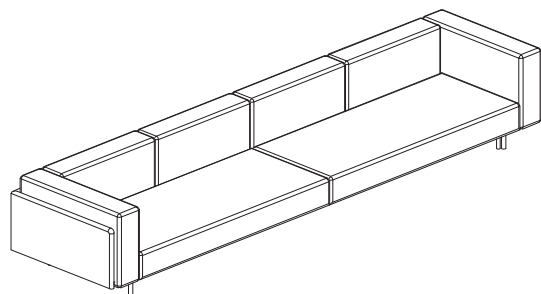
Leather cat 300	DV:160RFE010SX	6.099	6.427	7.278	7.671	8.367
Leather cat 400		6.241	6.569	7.420	7.814	8.509

Leather cat 300	DV:160RFE010DX	6.099	6.427	7.278	7.671	8.367
Leather cat 400		6.241	6.569	7.420	7.814	8.509

Leather cat 300	DV:160RFE020SX	6.727	7.109	8.163	8.631	9.482
Leather cat 400		6.890	7.273	8.326	8.797	9.648

HENGE®

RF



TECHNICAL INFORMATION

Structure

Norwegian solidwood.

Padding

Structure covered polyurethane sheet SR75 with 100 gr resin sheet, covered with leather.

Seat cushion in Ecolypha 40 with pad in polyurethane T50 and VE40S, covered with duvet 100% white duck Gold Label 280 and anti-duvet 100% cotton fabric 210 gr.

Backrest and armrest cushions in PF25SM, covered with duvet 100% white duck Gold Label 280 and anti-duvet 100% cotton fabric 210 gr.

Upholstery

Cushions covered with leather or fabric from our range.

DIMENSIONS

Cm 100x72h

Seat cm 43h

SEAT HEIGHT

cm 43h

NB Right/Rh and Left/Lh indicate the position of the armrest when facing the piece of furniture.

INFORMAZIONI TECNICHE

Struttura

Listellare di conifera norvegese.

Imbottitura

Struttura imbottita rivestita con lastre di polyuretano SR75, accoppiato a resinato 100 gr, rivestita in pelle.

Cuscino seduta in Ecolypha 40 con tampone sedile in polyurethane T50 e seduta in VE40S, ricoperto con 100% piumette d'oca bianca etichetta oro, rivestito con tessuto antipiuma 100% cotone bianco 210 gr.

Cuscino Schienale e bracciolo in PF25SM, ricoperto con 100% piumette d'oca bianca etichetta oro, rivestito con tessuto antipiuma 100% cotone bianco 210 gr.

Rivestimenti

Cuscineria nella gamma pelli e tessuti a campionario.

DIMENSIONI

Cm 100x72h

Seduta cm 43h

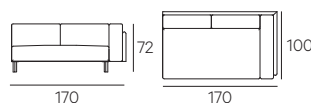
ALTEZZA SEDUTA

cm 43h

NB Per SX/DX s'intende la posizione che il bracciolo assume guardando l'elemento frontalmente.

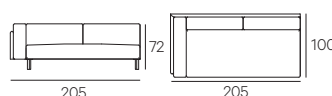
Finishes Finiture	Code Codice	Fabric cat. 100	Fabric cat. 200	Fabric / Leather cat. 300	Fabric / Leather cat. 400	Fabric / Leather cat. 500
Backrest frame Schienale		Cushions Cuscineria				

Element RH | Elemento DX 170x100x72h



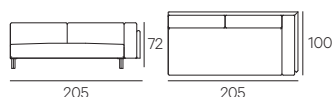
Leather cat 300	DV.160RFE020DX	6.727	7.109	8.163	8.631	9.482
Leather cat 400		6.890	7.273	8.326	8.797	9.648

Element LH | Elemento SX 205x100x72h



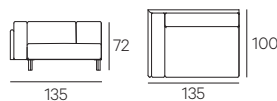
Leather cat 300	DV.160RFE030SX	7.343	7.780	9.036	9.582	10.587
Leather cat 400		7.529	7.965	9.222	9.769	10.774

Element RH | Elemento DX 205x100x72h



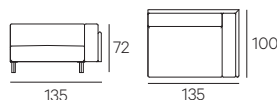
Leather cat 300	DV.160RFE030DX	7.343	7.780	9.036	9.582	10.587
Leather cat 400		7.529	7.965	9.222	9.769	10.774

Corner element LH | Elemento ad angolo SX 135x100x72h



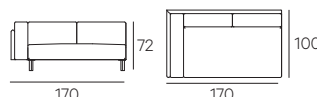
Leather cat 300	DV.160RFN010SX	6.099	6.427	7.278	7.671	8.367
Leather cat 400		6.241	6.569	7.420	7.814	8.509

Corner element RH | Elemento ad angolo DX 135x100x72h



Leather cat 300	DV.160RFN010DX	6.099	6.427	7.278	7.671	#VALORE!
Leather cat 400		6.241	6.569	7.420	7.814	8.509

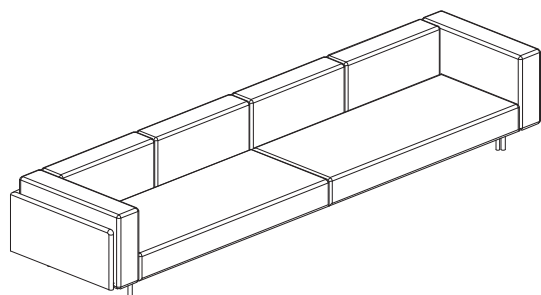
Corner element LH | Elemento ad angolo SX 170x100x72h



Leather cat 300	DV.160RFN020SX	6.727	7.109	8.163	8.631	9.482
Leather cat 400		6.890	7.273	8.326	8.797	9.648

HENGE®

RF



TECHNICAL INFORMATION

Structure

Norwegian solidwood.

Padding

Structure covered polyurethane sheet SR75 with 100 gr resin sheet, covered with leather.

Seat cushion in Ecolypha 40 with pad in polyurethane T50 and VE40S, covered with duvet 100% white duck Gold Label 280 and anti-duvet 100% cotton fabric 210 gr.

Backrest and armrest cushions in PF25SM, covered with duvet 100% white duck Gold Label 280 and anti-duvet 100% cotton fabric 210 gr.

Upholstery

Cushions covered with leather or fabric from our range.

DIMENSIONS

Cm 100x72h

Seat cm 43h

SEAT HEIGHT

cm 43h

NB Right/Rh and Left/Lh indicate the position of the armrest when facing the piece of furniture.

INFORMAZIONI TECNICHE

Struttura

Listellare di conifera norvegese.

Imbottitura

Struttura imbottita rivestita con lastre di polyuretano SR75, accoppiato a resinato 100 gr, rivestita in pelle.

Cuscino seduta in Ecolypha 40 con tampone sedile in polyurethane T50 e seduta in VE40S, ricoperto con 100% piumette d'oca bianca etichetta oro, rivestito con tessuto antipiuma 100% cotone bianco 210 gr.

Cuscino Schienale e bracciolo in PF25SM, ricoperto con 100% piumette d'oca bianca etichetta oro, rivestito con tessuto antipiuma 100% cotone bianco 210 gr.

Rivestimenti

Cuscineria nella gamma pelli e tessuti a campionario.

DIMENSIONI

Cm 100x72h

Seduta cm 43h

ALTEZZA SEDUTA

cm 43h

NB Per SX/DX s'intende la posizione che il bracciolo assume guardando l'elemento frontalmente.

Finishes Finiture	Code Codice	Fabric cat. 100	Fabric cat. 200	Fabric / Leather cat. 300	Fabric / Leather cat. 400	Cat. 500
Backrest frame Schienale		Cushions Cuscineria				

Corner element RH | Elemento ad angolo DX 170x100x72h

		Leather cat 300	DV.160RFN020DX	6.727	7.109	8.163	8.631	9.482
		Leather cat 400		6.890	7.273	8.326	8.797	9.648

Corner element LH | Elemento ad angolo SX 205x100x72h

		Leather cat 300	DV.160RFN030SX	7.343	7.780	9.036	9.582	10.587
		Leather cat 400		7.529	7.965	9.222	9.769	10.774

Corner element RH | Elemento ad angolo DX 205x100x72h

		Leather cat 300	DV.160RFN030DX	7.343	7.780	9.036	9.582	10.587
		Leather cat 400		7.529	7.965	9.222	9.769	10.774

Chaise Longue LH | Chaise Longue SX 82,5x165x72h

		Leather cat 300	DV.160RFL010SX	6.024	6.408	6.980	7.363	8.059
		Leather cat 400		6.161	6.545	7.116	7.500	8.195

Chaise Longue RH | Chaise Longue DX 82,5x165x72h

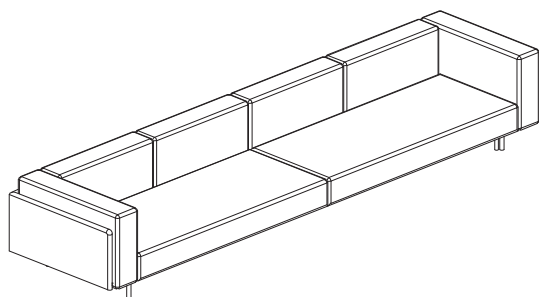
		Leather cat 300	DV.160RFL010DX	6.024	6.408	6.980	7.363	8.059
		Leather cat 400		6.161	6.545	7.116	7.500	8.195

Dormeuse LH | Dormeuse SX 205x80x60h

		Leather cat 300	DV.160RFM010SX	4.560	4.725	4.971	5.143	6.147
		Leather cat 400		4.643	4.807	5.053	5.216	6.222

HENGE®

RF



TECHNICAL INFORMATION

Structure

Norwegian solidwood.

Padding

Structure covered polyurethane sheet SR75 with 100 gr resin sheet, covered with leather.

Seat cushion in Ecolypha 40 with pad in polyurethane T50 and VE40S, covered with duvet 100% white duck Gold Label 280 and anti-duvet 100% cotton fabric 210 gr.

Backrest and armrest cushions in PF25SM, covered with duvet 100% white duck Gold Label 280 and anti-duvet 100% cotton fabric 210 gr.

Upholstery

Cushions covered with leather or fabric from our range.

DIMENSIONS

Cm 100x72h

Seat cm 43h

SEAT HEIGHT

cm 43h

NB Right/Rh and Left/Lh indicate the position of the armrest when facing the piece of furniture.

INFORMAZIONI TECNICHE

Struttura

Listellare di conifera norvegese.

Imbottitura

Struttura imbottita rivestita con lastre di polyuretano SR75, accoppiato a resinato 100 gr, rivestita in pelle.

Cuscino seduta in Ecolypha 40 con tampone sedile in polyurethane T50 e seduta in VE40S, ricoperto con 100% piumette d'oca bianca etichetta oro, rivestito con tessuto antipiuma 100% cotone bianco 210 gr.

Cuscino Schienale e bracciolo in PF25SM, ricoperto con 100% piumette d'oca bianca etichetta oro, rivestito con tessuto antipiuma 100% cotone bianco 210 gr.

Rivestimenti

Cuscinatura nella gamma pelli e tessuti a campionario.

DIMENSIONI

Cm 100x72h

Seduta cm 43h

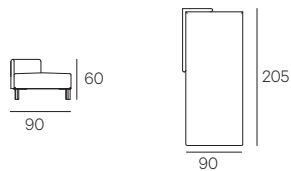
ALTEZZA SEDUTA

cm 43h

NB Per SX/DX s'intende la posizione che il bracciolo assume guardando l'elemento frontalmente.

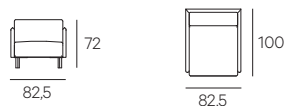
Finishes Finiture	Code Codice	Fabric cat. 100	Fabric cat. 200	Fabric / Leather cat. 300	Fabric / Leather cat. 400	Fabric / Leather cat. 500
Backrest frame Schienale		Cushions Cuscinatura				

Dormeuse RH | Dormeuse DX 205x80x60h



Leather cat 300	DV.160RFM010DX	4.560	4.725	4.971	5.143	6.147
Leather cat 400		4.643	4.807	5.053	5.216	6.222

Armchair | Poltrona 82x100x72h

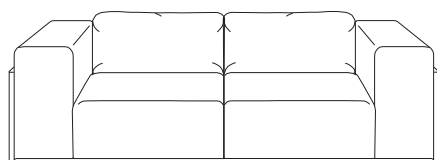


Leather cat 300	DV.160RFP010	4.432	4.623	4.910	5.101	5.565
Leather cat 400		4.596	4.788	5.075	5.266	5.729



HENGE®

S-PERLA



TECHNICAL INFORMATION

Structure

Norwegian solidwood.

Padding

Structure covered polyurethane sheet SR75 with 100 gr resin sheet. Seat cushion in polyurethane PF30 and PF30SM with pad in polyurethane PF40 and seat in VE40S, covered with duvet 100% white duck Gold Label 280 and anti-duvet 100% cotton fabric 210 gr.

Backrest and armrest cushions in PF21SM, covered with duvet 100% white duck Gold Label 280 and anti-duvet 100% cotton fabric 210 gr.

Upholstery

Leather or fabric from our range.

SEAT HEIGHT

cm 40h

NB Right/Rh and Left/Lh indicate the position of the armrest when facing the piece of furniture.

INFORMAZIONI TECNICHE

Struttura

Listellare di conifera norvegese.

Imbottitura

Struttura imbottita rivestita con lastre di polyuretano RS75, accoppiato a resinato 100 gr.

Cuscino seduta in poliuretano PF30 and PF30SM con tampone sedile in poliuretano PF40 e seduta in VE40S, ricoperto con 100% piumette d'oca bianca etichetta oro, rivestito con tessuto antipiuma 100% cotone bianco 210 gr.

Cuscino schienale e bracciolo in PF21SM, ricoperto con 100% piumette d'oca bianca etichetta oro, rivestito con tessuto antipiuma 100% cotone bianco 210 gr.

Rivestimenti

Gamma pelli e tessuti a campionario.

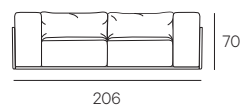
ALTEZZA SEDUTA

cm 40h

NB Per SX/DX s'intende la posizione che il bracciolo assume guardando l'elemento frontalmente.

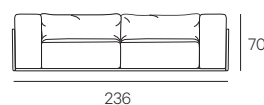
Code Codice	Fabric cat. 100	Fabric cat. 200	Fabric / Leather cat. 300	Fabric / Leather cat. 400	Fabric / Leather cat. 500
---------------	-----------------	-----------------	---------------------------	---------------------------	---------------------------

Two-seater Sofa | Divano 2 posti 206x70h



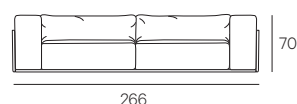
DV.050SPD206	6.282	6.911	8.379	9.171	10.562
--------------	-------	-------	-------	-------	--------

Three-seater Sofa | Divano 3 posti 236x70h



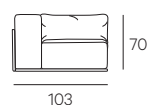
DV.050SPD236	6.798	7.608	9.066	9.971	11.825
--------------	-------	-------	-------	-------	--------

Three-seater maxi Sofa | Divano 3 posti maxi 266x70h



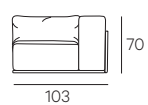
DV.050SPD266	7.346	8.082	9.796	10.776	13.094
--------------	-------	-------	-------	--------	--------

One-seater element LH | Elemento 1 posto SX 103x70h



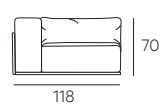
DV.050SPE103SX	3.111	3.423	4.145	4.562	5.259
----------------	-------	-------	-------	-------	-------

One-seater element RH | Elemento 1 posto DX 103x70h



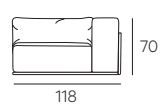
DV.050SPE103DX	3.111	3.423	4.145	4.562	5.259
----------------	-------	-------	-------	-------	-------

One-seater element LH | Elemento 1 posto SX 118x70h



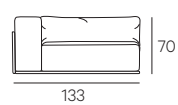
DV.050SPE118SX	3.372	3.708	4.492	4.942	5.870
----------------	-------	-------	-------	-------	-------

One-seater element RH | Elemento 1 posto DX 118x70h



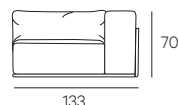
DV.050SPE118DX	3.372	3.708	4.492	4.942	5.870
----------------	-------	-------	-------	-------	-------

One-seater element LH | Elemento 1 posto SX 133x70h



DV.050SPE133SX	3.643	4.008	4.857	5.338	6.498
----------------	-------	-------	-------	-------	-------

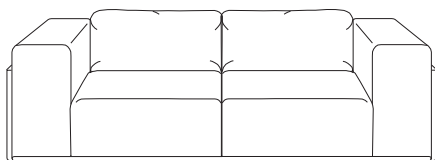
One-seater element RH | Elemento 1 posto DX 133x70h



DV.050SPE133DX	3.643	4.008	4.857	5.338	6.498
----------------	-------	-------	-------	-------	-------

HENGE®

S-PERLA



TECHNICAL INFORMATION

Structure

Norwegian solidwood.

Padding

Structure covered polyurethane sheet SR75 with 100 gr resin sheet. Seat cushion in polyurethane PF30 and PF30SM with pad in polyurethane PF40 and seat in VE40S, covered with duvet 100% white duck Gold Label 280 and anti-duvet 100% cotton fabric 210 gr.

Backrest and armrest cushions in PF21SM, covered with duvet 100% white duck Gold Label 280 and anti-duvet 100% cotton fabric 210 gr.

Upholstery

Leather or fabric from our range.

SEAT HEIGHT

cm 40h

NB Right/Rh and Left/Lh indicate the position of the armrest when facing the piece of furniture.

INFORMAZIONI TECNICHE

Struttura

Listellare di conifera norvegese.

Imbottitura

Struttura imbottita rivestita con lastre di polyuretano RS75, accoppiato a resinato 100 gr.

Cuscino seduta in poliuretano PF30 and PF30SM con tampone sedile in poliuretano PF40 e seduta in VE40S, ricoperto con 100% piumette d'oca bianca etichetta oro, rivestito con tessuto antipiùma 100% cotone bianco 210 gr.

Cuscino schienale e bracciolo in PF21SM, ricoperto con 100% piumette d'oca bianca etichetta oro, rivestito con tessuto antipiùma 100% cotone bianco 210 gr.

Rivestimenti

Gamma pelli e tessuti a campionario.

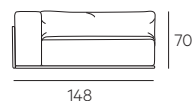
ALTEZZA SEDUTA

cm 40h

NB Per SX/DX s'intende la posizione che il bracciolo assume guardando l'elemento frontalmente.

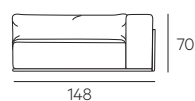
Code Codice	Fabric cat. 100	Fabric cat. 200	Fabric / Leather cat. 300	Fabric / Leather cat. 400	Fabric / Leather cat. 500
---------------	-----------------	-----------------	---------------------------	---------------------------	---------------------------

One-seater element LH | Elemento 1 posto SX 148x70h



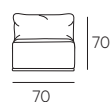
DV.050SPE148SX	3.980	4.376	5.306	5.834	7.071
----------------	-------	-------	-------	-------	-------

One-seater element RH | Elemento 1 posto DX 148x70h



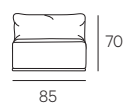
DV.050SPE148DX	3.980	4.376	5.306	5.834	7.071
----------------	-------	-------	-------	-------	-------

Central element | Elemento centrale 70x70h



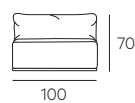
DV.050SPF070	1.847	2.030	2.460	2.706	3.324
--------------	-------	-------	-------	-------	-------

Central element | Elemento centrale 80x70h



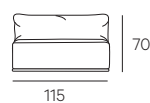
DV.050SPF085	2.064	2.270	2.751	3.025	3.450
--------------	-------	-------	-------	-------	-------

Central element | Elemento centrale 100x70h



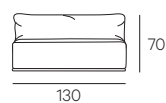
DV.050SPF100	2.335	2.446	3.113	3.424	4.120
--------------	-------	-------	-------	-------	-------

Central element | Elemento centrale 115x70h



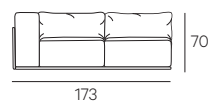
DV.050SPF115	2.584	2.843	3.451	3.797	4.725
--------------	-------	-------	-------	-------	-------

Central element | Elemento centrale 130x70h



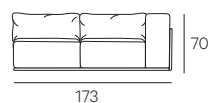
DV.050SPF130	2.945	3.124	3.928	4.319	5.479
--------------	-------	-------	-------	-------	-------

Two-seater element LH | Elemento 2 posti SX 173x70h



DV.050SPE173SX	4.994	5.493	6.657	7.322	8.559
----------------	-------	-------	-------	-------	-------

Two-seater element RH | Elemento 2 posti DX 173x70h

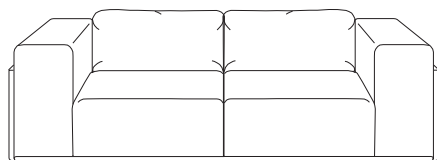


DV.050SPE173DX	4.994	5.493	6.657	7.322	8.559
----------------	-------	-------	-------	-------	-------



HENGE®

S-PERLA



TECHNICAL INFORMATION

Structure

Norwegian solidwood.

Padding

Structure covered polyurethane sheet SR75 with 100 gr resin sheet. Seat cushion in polyurethane PF30 and PF30SM with pad in polyurethane PF40 and seat in VE40S, covered with duvet 100% white duck Gold Label 280 and anti-duvet 100% cotton fabric 210 gr.

Backrest and armrest cushions in PF21SM, covered with duvet 100% white duck Gold Label 280 and anti-duvet 100% cotton fabric 210 gr.

Upholstery

Leather or fabric from our range.

SEAT HEIGHT

cm 40h

NB Right/Rh and Left/Lh indicate the position of the armrest when facing the piece of furniture.

INFORMAZIONI TECNICHE

Struttura

Listellare di conifera norvegese.

Imbottitura

Struttura imbottita rivestita con lastre di polyuretano RS75, accoppiato a resinato 100 gr.

Cuscino seduta in poliuretano PF30 and PF30SM con tampone sedile in poliuretano PF40 e seduta in VE40S, ricoperto con 100% piumette d'oca bianca etichetta oro, rivestito con tessuto antipiuma 100% cotone bianco 210 gr.

Cuscino schienale e bracciolo in PF21SM, ricoperto con 100% piumette d'oca bianca etichetta oro, rivestito con tessuto antipiuma 100% cotone bianco 210 gr.

Rivestimenti

Gamma pelli e tessuti a campionario.

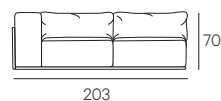
ALTEZZA SEDUTA

cm 40h

NB Per SX/DX s'intende la posizione che il bracciolo assume guardando l'elemento frontalmente.

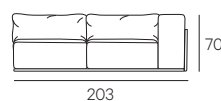
Code Codice	Fabric cat. 100	Fabric cat. 200	Fabric / Leather cat. 300	Fabric / Leather cat. 400	Fabric / Leather cat. 500
---------------	-----------------	-----------------	---------------------------	---------------------------	---------------------------

Two-seater element LH | Elemento 2 posti SX 203x70h



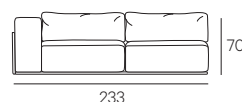
DV.050SPE203SX	5.464	6.010	7.285	8.011	9.402
----------------	-------	-------	-------	-------	-------

Two-seater element RH | Elemento 2 posti DX 203x70h



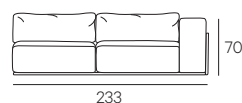
DV.050SPE203DX	5.464	6.010	7.285	8.011	9.402
----------------	-------	-------	-------	-------	-------

Three-seater element LH | Elemento 3 posti SX 233x70h



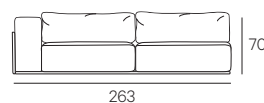
DV.050SPE233SX	6.010	6.612	8.013	8.816	10.670
----------------	-------	-------	-------	-------	--------

Three-seater element RH | Elemento 3 posti DX 233x70h



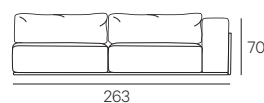
DV.050SPE233DX	6.010	6.612	8.013	8.816	10.670
----------------	-------	-------	-------	-------	--------

Three-seater element LH | Elemento 3 posti SX 236x70h



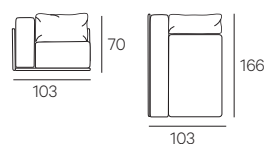
DV.050SPE263SX	6.758	7.433	8.919	9.682	11.997
----------------	-------	-------	-------	-------	--------

Three-seater element RH | Elemento 3 posti DX 236x70h



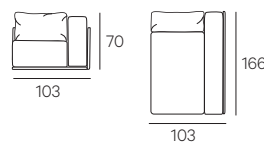
DV.050SPE263DX	6.758	7.433	8.919	9.682	11.997
----------------	-------	-------	-------	-------	--------

Peninsula LH | Penisola SX 103x166x70h



DV.050SPP103SX	4.757	5.205	6.309	6.941	8.332
----------------	-------	-------	-------	-------	-------

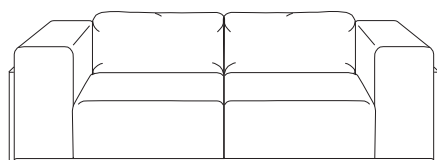
Peninsula RH | Penisola DX 103x166x70h



DV.050SPP103DX	4.757	5.205	6.309	6.941	8.332
----------------	-------	-------	-------	-------	-------

HENGE®

S-PERLA



TECHNICAL INFORMATION

Structure

Norwegian solidwood.

Padding

Structure covered polyurethane sheet SR75 with 100 gr resin sheet.

Seat cushion in polyurethane PF30 and PF30SM with pad in polyurethane PF40 and seat in VE40S, covered with duvet 100% white duck Gold Label 280 and anti-duvet 100% cotton fabric 210 gr.

Backrest and armrest cushions in PF21SM, covered with duvet 100% white duck Gold Label 280 and anti-duvet 100% cotton fabric 210 gr.

Upholstery

Leather or fabric from our range.

SEAT HEIGHT

cm 40h

NB Right/Rh and Left/Lh indicate the position of the armrest when facing the piece of furniture.

INFORMAZIONI TECNICHE

Struttura

Listellare di conifera norvegese.

Imbottitura

Struttura imbottita rivestita con lastre di polyuretano RS75, accoppiato a resinato 100 gr.

Cuscino seduta in poliuretano PF30 and PF30SM con tampone sedile in poliuretano PF40 e seduta in VE40S, ricoperto con 100% piumette d'oca bianca etichetta oro, rivestito con tessuto antipiùma 100% cotone bianco 210 gr.

Cuscino schienale e bracciolo in PF21SM, ricoperto con 100% piumette d'oca bianca etichetta oro, rivestito con tessuto antipiùma 100% cotone bianco 210 gr.

Rivestimenti

Gamma pelli e tessuti a campionario.

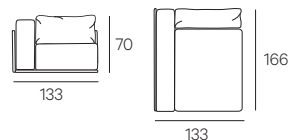
ALTEZZA SEDUTA

cm 40h

NB Per SX/DX s'intende la posizione che il bracciolo assume guardando l'elemento frontalmente.

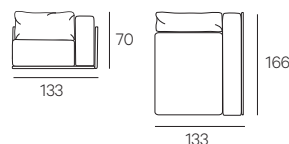
Code Codice	Fabric cat. 100	Fabric cat. 200	Fabric / Leather cat. 300	Fabric / Leather cat. 400	Fabric / Leather cat. 500
---------------	-----------------	-----------------	---------------------------	---------------------------	---------------------------

Peninsula LH | Penisola SX 133x166x70h



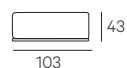
DV.050SPP133SX	5.238	5.763	6.984	7.683	9.373
----------------	-------	-------	-------	-------	-------

Peninsula RH | Penisola DX 133x166x70h



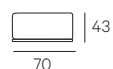
DV.050SPP133DX	5.238	5.763	6.984	7.683	9.373
----------------	-------	-------	-------	-------	-------

Pouf 103x103x73h



DV.050SPU103	2.094	2.191	2.303	2.408	2.939
--------------	-------	-------	-------	-------	-------

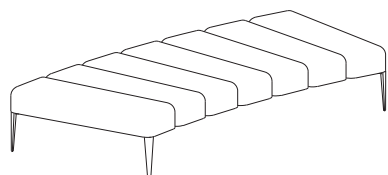
Pouf 70x103x43h



DV.050SPU070	1.496	1.646	1.780	1.959	2.390
--------------	-------	-------	-------	-------	-------

HENGE®

VERTIGO



TECHNICAL INFORMATION

Structure

Structure in Steel, seat in Norwegian softwood solidwood padded.

Padding

Seat padded with polyurethane foam PF40 backed with 100gr/mq resin sheet.

Upholstery

Leather or fabric from our range.

Cover not removable.

Removable back cushions

Backcushion in polyurethane foam PF30 and PF25SM, bottom with heavy weighted and backed with 100gr/mq resin sheet.

Legs

In Sand Cast Peltro, brass, bronze or brass silver finish.

DIMENSIONS

Cm 170x90h

Cm 245x115h

Cm 300x160h

Seat cm 40h

NB Right/Rh and Left/Lh indicate the position of the armrest when facing the piece of furniture.

INFORMAZIONI TECNICHE

Struttura

Listellare

Imbottitura

Seduta in poliuretano PF40 ricoperto con resinato 100gr/mq

Rivestimenti

Gamma pelli e tessuti a campionario. Non sfoderabile.

Cuscino schienale spostabile

Cuscino schienale in poliuretano espanso PF30 e PF25SM, appesantito e rivestito con resinato 100gr / mq.

Piedini

InTitanio, ottone, bronzo o ottone finitura argento, con fusione a terra.

DIMENSIONI

Cm 170x90h

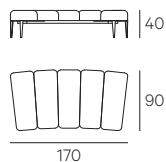
Cm 245x115h

Cm 300x160h

Seduta cm 40h

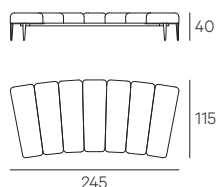
NB Per SX/DX s'intende la posizione che il bracciolo assume guardando l'elemento frontalmente.

Base 170x90x40h



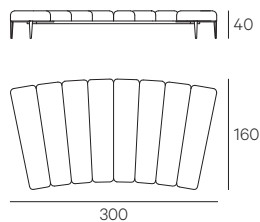
Legs finishes Finitura piedi	Code Codice	Fabric cat. 100	Fabric cat. 200	Fabric / Leather cat. 300	Fabric / Leather cat. 400	Fabric / Leather cat. 500
Sand Cast Peltro	DV.140VEA170	6.331	6.689	7.225	7.583	8.120
Sand Cast Brass		6.751	7.109	7.645	8.003	8.540
Sand Cast Bronze		7.132	7.490	8.027	8.385	8.921
Sand Cast Silver		7.514	7.872	8.408	8.766	9.303

Base 245x115x40h



Sand Cast Peltro	DV.140VEB245	7.528	8.129	9.030	9.631	10.533
Sand Cast Brass		7.948	8.549	9.450	10.051	10.953
Sand Cast Bronze		8.329	8.930	9.832	10.433	11.334
Sand Cast Silver		9.711	9.312	10.213	10.814	11.716

Base 300x160x40h



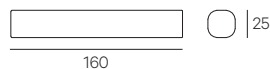
Sand Cast Peltro	DV.140VEC300	10.880	11.812	13.212	14.144	15.544
Sand Cast Brass		11.346	12.279	13.678	14.611	16.010
Sand Cast Bronze		11.770	12.703	14.102	15.035	16.434
Sand Cast Silver		12.194	13.127	14.526	15.459	16.858

Cushion | Cuscino 70x25x25h



DV.140VEW070	513	579	662	716	834
--------------	-----	-----	-----	-----	-----

Cushion | Cuscino 160x25x25h



DV.140VEW160	731	831	954	1.035	1.282
--------------	-----	-----	-----	-------	-------

HENGE®

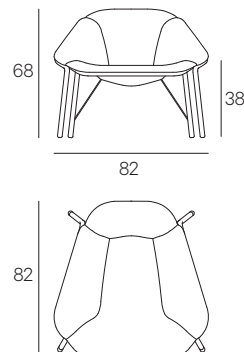
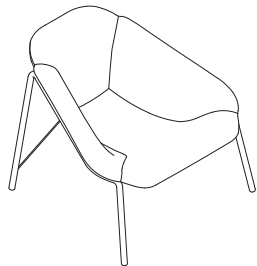
Finishes | Finiture

Code | Codice

Leather
cat. 500

Dimensions | Dimensioni 82x82x68h

BUG



Structure - Struttura

Black Burnished Steel	SBUG-22-001	5.031
-----------------------	-------------	-------

TECHNICAL INFORMATION

Structure

Black Burnished Steel - Ø 2,5 cm diameter

Seat

Leather category 500. Natural rubber leather pullers in black color.

Leg's inserts

Black Burnished brass.

INFORMAZIONI TECNICHE

Struttura

Acciaio brunito nero con diametro da Ø 2,5 cm

Seduta


Pelle categoria 500. Tiranti seduta in cordino di caucciù nero.

Finitura piedini

Ottone brunito nero

HENGE®

GELLY POUF



TECHNICAL INFORMATION

Structure

Solid wood padded with polyurethane foam in different density, covered with fabric or leather from our range. Cover not removable.

Backrest

Metal structure padded with polyurethane foam and upholstered with leather from our range.

Base

In Black Burnished Steel.

DIMENSIONS

Ø cm 45 x 50 h - Seat cm 43h
 Ø cm 45 x 43 h - Seat cm 43h
 Ø cm 60 x 42 h - Seat cm 35h
 Ø cm 60 x 35 h - Seat cm 35h

INFORMAZIONI TECNICHE

Struttura

Legno listellare con imbottitura in poliuretano espanso a densità differenziate, rivestito con tessuto o pelle nella gamma a campionario. Non sfoderabile.

Schienale

Struttura in metallo imbottito e rivestito con pelle nella gamma a campionario.

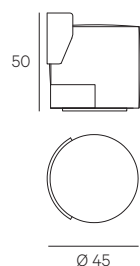
Base

In Acciaio brunito nero.

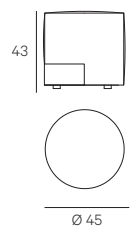
DIMENSIONI

Ø cm 45 x 50 h - Seduta cm 43h
 Ø cm 45 x 43 h - Seduta cm 43h
 Ø cm 60 x 42 h - Seduta cm 35h
 Ø cm 60 x 35 h - Seduta cm 35h

Pouf swivel | Pouf girevole Ø 45x50h



Pouf Ø 45x43h



Schienale - Backrest

Leather cat. 300	DV:120PFR010S	1492	1572	1651	1731	1887
Leather cat. 400		1513	1593	1672	1752	1871

Leather cat. 500	DV:120PFR010S	1545	1625	1704	1784	1903
------------------	---------------	------	------	------	------	------

DV:120PFR010	1075	1155	1234	1314	1461
--------------	------	------	------	------	------

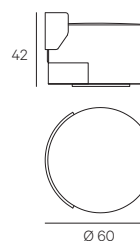
Surcharge for Burnished Titano / Burnished Platino back plate
 Maggiorazione per batti tacco in titanio brunito/platino brunito

172

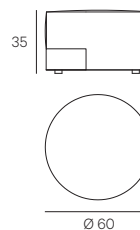
Surcharge for Burnished Brass back plate
 Maggiorazione per batti tacco in ottone brunito

201

Pouf swivel | Pouf girevole Ø 60x42h



Pouf Ø 60x35h



Schienale - Backrest

Leather cat. 300	DV:120PFR020S	1738	1834	1929	2024	2144
Leather cat. 400		1765	1860	1955	2051	2194

Leather cat. 500	DV:120PFR020S	1804	1900	1995	2091	2234
------------------	---------------	------	------	------	------	------

DV:120PFR020	1249	1345	1440	1536	10679
--------------	------	------	------	------	-------

Surcharge for Burnished Titano / Burnished Platino back plate
 Maggiorazione per batti tacco in titanio brunito/platino brunito

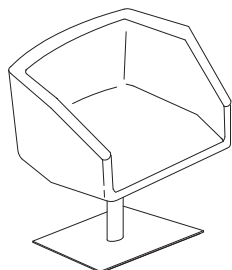
172

Surcharge for Burnished Brass back plate
 Maggiorazione per batti tacco in ottone brunito

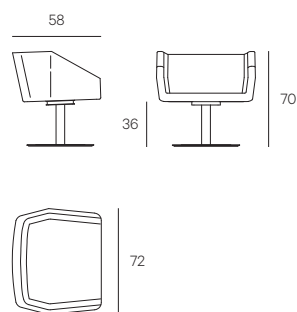
201

HENGE®

HEXAGON



Armchair | Poltrona 72x58x70h



Base Base	Code Codice	Fabric cat. 100	Fabric cat. 200	Fabric / Leather cat. 300	Fabric / Leather cat. 400	Fabric / Leather cat. 500
Steel Finish Burnished Brass	SE.230EXA010	2.121	2.461	2.851	3.105	3.337
Burnished Platino Burnished Titanio	SE.230EXA010	2.285	2.625	3.016	3.268	3.500

TECHNICAL INFORMATION

Structure

Ø 6 cm metal tube and lower plate in Steel base in finish Burnished Brass, Burnished Platino, Burnished Titanio. Swivel. Seat with wooden shell padded with polyurethane foam covered with leather or fabric from our samples catalogue. Cover not removable.

DIMENSIONS

Cm 72x58x70h

Seat cm 36h

INFORMAZIONI TECNICHE

Struttura

Tubolare Ø 6 cm e base in acciaio finitura ottone brunito, platino brunito, titanio brunito. Girevole. Seduta con struttura in legno imbottita e rivestita in tessuto o pelle nella gamma dei colori a campionario. Non sfoderabile.


DIMENSIONI

Cm 72x58x70h

Seduta cm 36h

HENGE[®]

HUMAN



TECHNICAL INFORMATION

Structure

Metal tube and lower plate in Steel base in finish black burnished. Seat in wood padded and upholstered with leather, backrest in Steel upholstered with leather

Finish

The leather samples in the range.

DIMENSIONS

Cm 75x80x90h

Seat cm 40h

INFORMAZIONI TECNICHE

Struttura

Tubolare e base in acciaio finitura brunito nero. Seduta in legno imbottita e rivestita in pelle, schienale in acciaio rivestito in pelle.

Finitura

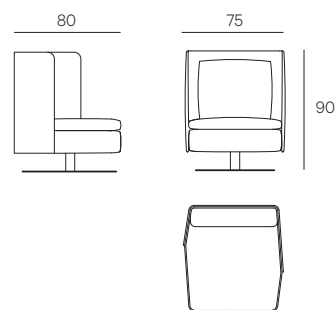
Nella gamma di pelli a campionario.

DIMENSIONI

Cm 75x80x90h

Seduta cm 40h

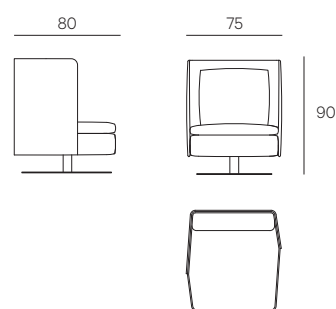
Armchair RH | Poltrona DX 75x80x90h



Code Codice	Leather cat. 300	Leather cat. 400	Leather cat. 500
---------------	------------------	------------------	------------------

SE.250HUA010	4.696	4.995	5.458
--------------	-------	-------	-------


Armchair LH | Poltrona SX 75x80x90h



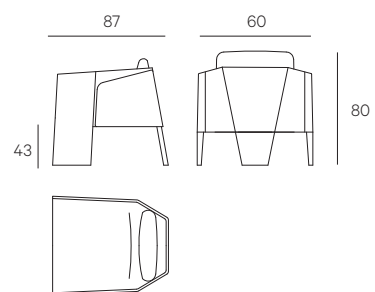
SE.250HUA012	4.696	4.995	5.458
--------------	-------	-------	-------

HENGE[®]

KETCH



Armchair | Poltrona 60x87x80h



Finishes Finitura	Code Codice	Leather cat. 300	Leather cat. 400	Leather cat. 500
---------------------	---------------	------------------	------------------	------------------

Burnished Brass	SE.240KAC010	3.601	3.916	4.304
-----------------	--------------	-------	-------	-------

Surcharge for padded leather backrest upon request
Maggiorazione per schienale imbottito in pelle su richiesta

TECHNICAL INFORMATION

Structure

Armchair with solidwood, back leg in Steel Burnished Brass finish.

Finish

Padded seat, back and arms in leather from the samples in the range.
Back cushion in textile from the samples in the range.

DIMENSIONS

Cm 60x87x80h
Seat cm 43h

INFORMAZIONI TECNICHE

Struttura

Poltroncina con struttura in legno multistrato, telaio posteriore in acciaio finitura ottone brunito.

Finitura

Seduta, schienale e braccioli imbottiti nelle gamma di pelli a campionario.
Cuscino schienale nelle gamma di tessuti a campionario.

DIMENSIONI

Cm 60x87x80h
Seduta cm 43h

HENGE®

Code | Codice

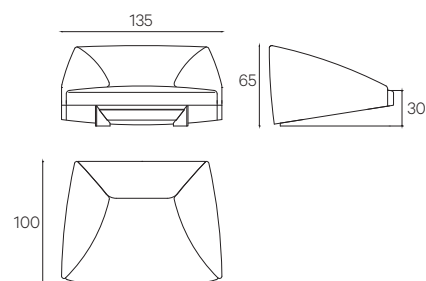
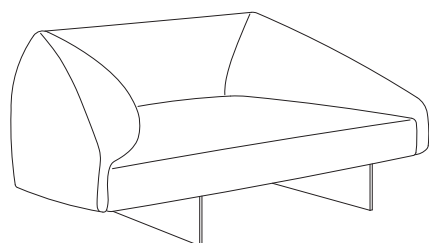
Leather cat. 300

Leather cat. 400

Leather cat. 500

Armchair | Poltrona 135x100x65h

RADICAL



DV.080RAD100	6.266	6.873	7.784
--------------	-------	-------	-------

TECHNICAL INFORMATION

Structure

In solid wood covered with polyurethane foam in different density.
Seat backrest and armrest padded with polyurethane foam with different density covered with duvet 100% white duck Gold Label, covered with anti-duvet 100% cotton fabric 210g.

Base

Base in Black Burnished Steel.

Finishes of cover

Leather from our samples catalogue category 300, 400 or 500.

Cover not removable

DIMENSIONS

Cm 135x100x65h

Seat cm 30h

INFORMAZIONI TECNICHE

Struttura

In legno multistrato imbottita con lastre di poliuretano a densità differenziate

Seduta, schienale e braccioli in polyuretano a densità differenziata ricoperto con 100% piumette d'oca bianca Etichetta Oro, rivestito con tessuto antipiuma 100% cotone bianco 210g.

Base

In Acciaio brunito nero.

Rivestimenti

Pelle nella gamma a campionario categoria 300, 400 or 500.

Non sfoderabile

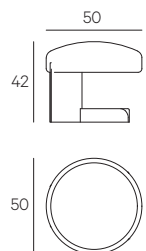
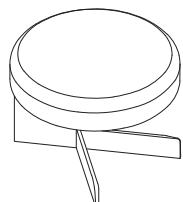
DIMENSIONI

Cm 135x100x65h

Seduta cm 30h

HENGE®

TAMBOURINE



Dimensions | Dimensioni Ø 50x42h

Finishes Finiture	Code Codice	Fabric cat. 100	Fabric cat. 200	Fabric / Leather cat. 300	Fabric / Leather cat. 400	Fabric / Leather cat. 500
---------------------	---------------	-----------------	-----------------	---------------------------	---------------------------	---------------------------

Structure - Struttura

Sand Cast Peltro	STAM-22-001	2.135	2.187	2.240	2.292	2.370
------------------	-------------	-------	-------	-------	-------	-------

* Available also in Mohair | Disponibile anche in Mohair € 2.475

TECHNICAL INFORMATION

Structure

Sand Cast Peltro

Seat

Seat cushions in Ecolypha 40 with pad in polyurethane T50 and VE40S, covered with duvet 100% white duck Gold Label 280 and anti-duvet 100% cotton fabrics from our range.

INFORMAZIONI TECNICHE

Struttura

Metallo fuso in finitura peltro

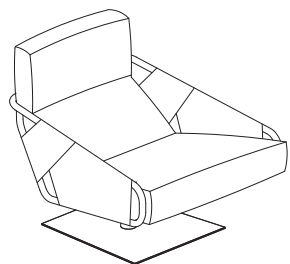
Seduta

Cuscini seduta in Ecolypha 40 con imbottitura in poliuretano T50 e VE40S, rivestito con piumino 100% papera bianca Gold Label 280 e tessuto antipiumino 100% cotone 210gr.

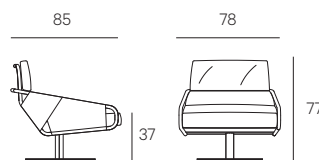
Copertura in pelle o tessuto della nostra gamma.

HENGE®

VOYAGE



Armchair | Poltrona 78x85x77h



Finishes Finitura	Code Codice	Fabric cat. 100	Fabric cat. 200	Fabric / Leather cat. 300	Fabric / Leather cat. 400	Fabric / Leather cat. 500
Seat Seduta						

Structure - Struttura

Black Burnished Steel	SE.260PLT010	4.521	4.949	5.591	6.020	6.662
Burnished Platino Burnished Titanio		5.196	5.624	6.266	6.695	7.337

TECHNICAL INFORMATION

Structure

Ø 2.5 cm heavy duty curved Steel pipe frame finish black burnished, burnished Titanio or burnished Platino, with woven laser cut thickness leather cat. 300 Nabuk or Camoscio or cat. 400 E-Type. Seat padded and covered with leather or fabric from our range.

Base finishes

6 cm Ø metal tube and lower plate in Steel base. Swivel.
Finish Black Burnished Steel, burnished Titanio or burnished Platino.

DIMENSIONS

Cm 78x85x77h
Seat cm 37h

INFORMAZIONI TECNICHE

Struttura

Struttura in tubo metallico ad alta resistenza Ø 2,5 in finitura Acciaio brunito nero, Titanio brunito o Platino brunito, con supporto in pelle intrecciata, categoria 300 Nabuk o Camoscio o categoria 400 E-Type con taglio a laser. Seduta e schienale imbottiti, rivestiti con tessuto o pelle nelle finiture a campionario.

Base

Tubolare metallico 6 cm Ø e base in acciaio. Girevole.
Finitura Acciaio brunito nero, Titanio brunito o Platino brunito.

DIMENSIONI

Cm 78x85x77h
Seduta cm 37h

HENGE®

LOOSE CUSHIONS | CUSCINI

TECHNICAL INFORMATION

Padding pure vergin white goose down, **Gold label** 100% white cotton.

Cover

Leather and fabrics from our range.

INFORMAZIONI TECNICHE

Interno piuma d'oca Bianca **etichetta Oro** 100% cotone bianco.

Rivestimento

Pelli e tessuti da campionario

Code Codice	Fabric cat. 100	Fabric cat. 200	Fabric / Leather cat. 300	Fabric / Leather cat. 400	Fabric / Leather cat. 500
---------------	-----------------	-----------------	---------------------------	---------------------------	---------------------------

Loose cushion | Cuscinello soft 43x43h



DV.900CU043S	396	428	495	500	550
--------------	-----	-----	-----	-----	-----

Loose cushion | Cuscinello soft 50x50h



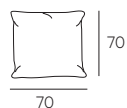
DV.900CU050S	444	499	523	573	667
--------------	-----	-----	-----	-----	-----

Loose cushion | Cuscinello soft 60x60h



DV.900CU062S	444	499	523	573	667
--------------	-----	-----	-----	-----	-----

Loose cushion | Cuscinello soft 70x70h



DV.900CU070S	498	558	680	741	870
--------------	-----	-----	-----	-----	-----

Loose cushion | Cuscinello soft 60x30h



DV_900CU064S	359	395	453	497	543
--------------	-----	-----	-----	-----	-----





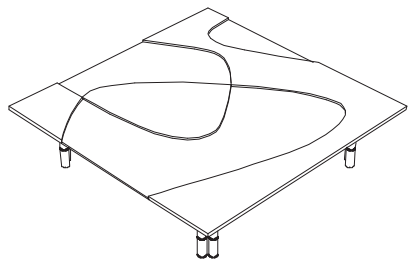
[Back to index](#)

Coffee tables

BACKGROUND
BE-MINE
BIG BANG
BLOWN OUT
D-CODE
GALAXY COFFEE
GALAXY MAXI COFFEE
GIBSON
MONOLITH
MUSHROOM
NETWORK
OCTAGON
ORIGAMI
OR
PEBBLE
PLYNTO
POKE
PRIMITIVE
PUDDLE
PUDDLE STONE
SR-TABLE
TOUCH COFFEE
TWISTABLE
TWISTABLE CONSOLLE
W-TABLE

HENGE®

BACKGROUND



TECHNICAL INFORMATION

Structure

4 cm diameter tube with a rectangular crossing tube.

Finish

Black Burnished Steel, Burnished Titano, Burnished Platino.

Top

Engraved top thickness 2 cm with stones as per our sample (Titanium Stoned Excluded)

DIMENSIONS

Cm 120x120x32h

Cm 160x80x32h

Cm 180x90x32h

INFORMAZIONI TECNICHE

Struttura

Tubolare con diametro 4 cm, con intreccio di tubo rettangolare

Finitura

Acciaio brunito nero, Titano brunito, Platino brunito.

Top

Piani in pietra spessore 2 cm.

Pietre come da campionario nei colori e nelle finiture (Escluso Titanium).

DIMENSIONI

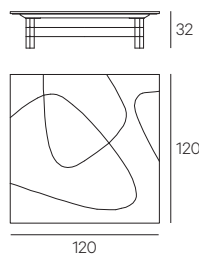
Cm 120x120x32h

Cm 160x80x32h

Cm 180x90x32h

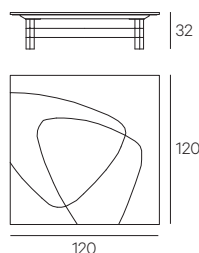
Top Finishes Finiture top	Code Codice	Stone
-----------------------------	---------------	-------

Coffee table | Tavolino da caffè 120x120x32h - A



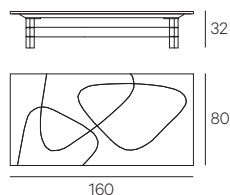
Black Burnished Steel	TA.220BG130A	9.017
Burnished Titano Burnished Platino		9.452

Coffee table | Tavolino da caffè 120x120x32h - B



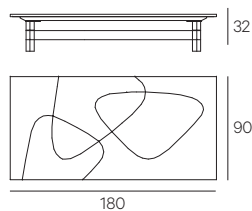
Black Burnished Steel	TA.220BG130B	9.017
Burnished Titano Burnished Platino		9.452

Coffee table | Tavolino da caffè 160x80x32h



Black Burnished Steel	TA.220BG160	8.600
Burnished Titano Burnished Platino		9.036

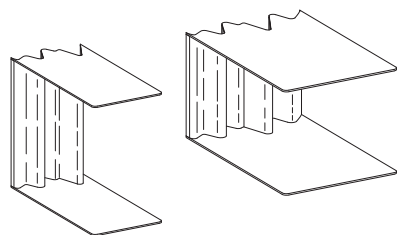
Coffee table | Tavolino da caffè 180x90x32h



Black Burnished Steel	TA.220BG180	9.623
Burnished Titano Burnished Platino		10.115

HENGE®

BE-MINE



TECHNICAL INFORMATION

Structure:

Mullion in Sand Cast brass top plate 0.5 cm thick.

Structure finishes:

Sand Cast brass with top in Shine Brass

Silver plated with top in finish Shine Silver

DIMENSIONS

Cm 60x30x51h

Cm 60x40x35h

BE-MINE XXL

Cm 160x70x20h

Cm 180x70x20h

INFORMAZIONI TECNICHE

Struttura:

Struttura in ottone con fusione a terra, piani sp. 0,5 cm.

Finiture struttura:

Ottone in fusione a terra top in ottone lucido

finitura argento con top in finitura argento lucido.

DIMENSIONI

Cm 30x60x51h

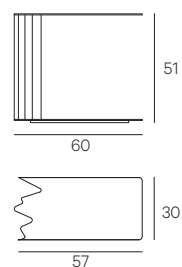
Cm 40x60x35h

BE-MINE XXL

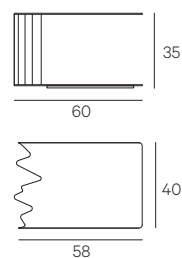
Cm 160x70x20h

Cm 180x70x20h

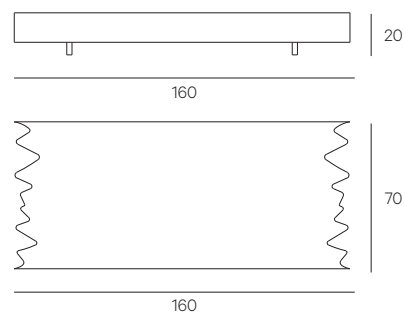
Be-Mine coffee Table | Tavolino da caffè 60x30x51h



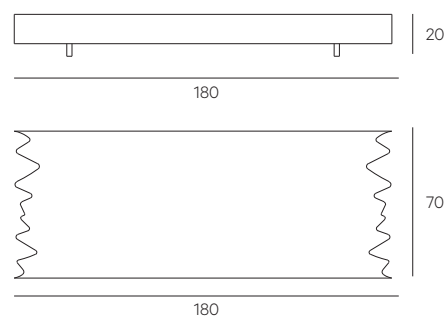
Be-Mine coffee Table | Tavolino da caffè 60x40x35h



Be-Mine XXL coffee Table | Tavolino da caffè 160x70x20h



Be-Mine XXL coffee Table | Tavolino da caffè 180x70x20h



Code Codice	Sand Cast Brass	Sand Cast Silver
---------------	-----------------	------------------

TA.160BMT010	4.618	7.236
--------------	-------	-------

TA.160BMT020	4.578	7.436
--------------	-------	-------

TA.162BMX020	10.066	17.487
--------------	--------	--------

TA.162BMX010	11.133	19.520
--------------	--------	--------

HENGE®

BIG BANG



TECHNICAL INFORMATION

Structure

Structure in Sand Cast metals. Nestled top in stone from our range.

Structure finish

Sand Cast Peltro, Sand Cast Brass, Bronze or Brass Silver finish

Top

Nestled top in stones as per our samples.

DIMENSIONS

Cm 50x50x50h

Cm 70x50x40h

Cm 70x70x40h

Cm 110x110x30h

Cm 138x138x30h

INFORMAZIONI TECNICHE

Struttura

Struttura in metallo in fusione a terra. Top incastonato in pietra.

Finitura struttura

Fusione di Peltro, Fusione di ottone, bronzo o ottone finitura Argento.

Top

Piani in pietra incastonato nella struttura.

Pietre come da campionario nei colori e nelle finiture.

DIMENSIONI

Cm 50x50x50h

Cm 70x50x40h


Cm 70x70x40h

Cm 110x110x30h

Cm 138x138x30h

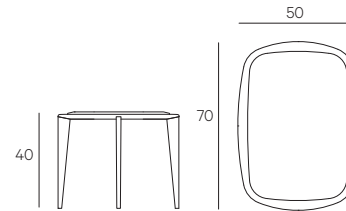
Finishes Finiture	Code Codice	Sand Cast Peltro	Sand Cast Brass	Sand Cast Bronze	Sand Cast Silver
---------------------	---------------	------------------	-----------------	------------------	------------------

Coffee table | Tavolino da caffè 50x50x50h



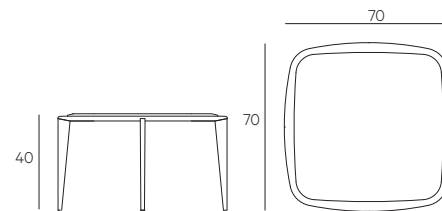
Stones	TA.230BB010	4.847	5.139	5.896	6.780
Special stones		5.292	5.508	5.792	6.530
Limited Stones		5.945	6.218	6.502	7.239

Coffee table | Tavolino da caffè 70x50x40h



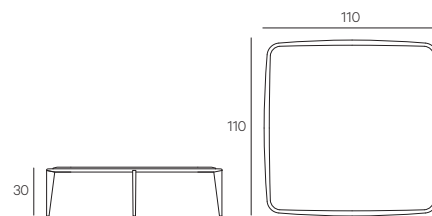
Stones	TA.230BB020	6.772	6.990	7.866	9.045
Special stones		7.466	7.554	7.771	8.715
Limited Stones		8.345	8.426	8.643	9.594

Coffee table | Tavolino da caffè 70x70x40h



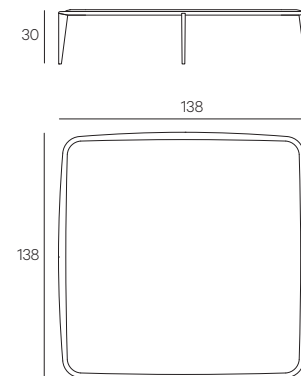
Stones	TA.230BB030	7.920	8.114	9.017	10.369
Special stones		8.922	9.095	9.257	10.150
Limited Stones		10.200	10.397	10.524	11.427

Coffee table | Tavolino da caffè 110x110x30h



Stones	TA.230BB050	12.731	13.244	14.025	15.459
Special stones		15.080	15.799	16.580	18.096
Limited Stones		17.690	18.639	19.419	21.028

Coffee table | Tavolino da caffè 138x138x30h



Stones	TA.230BB040	--	16.329	17.268	19.512
Special stones		--	19.294	20.251	21.425
Limited Stones		--	23.670	24.611	26.018

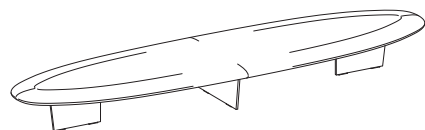
HENGE[®]

Finishes | Finiture

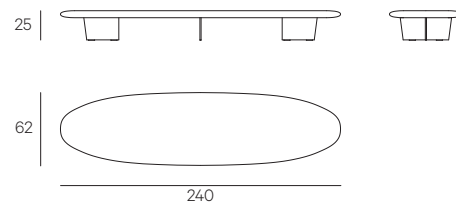
Code | Codice

H-Piuma

BLOWN OUT



Coffee table | Tavolino da caffè 240x62x25h



Black Burnished Steel	TA.300B0010	8.995
-----------------------	-------------	-------

TECHNICAL INFORMATION

Structure

Structure Black Burnished Steel.

Top

In 6 cm thickness wood H-Piuma

Top finishes

H-Piuma

DIMENSIONS

Cm 240x62x25h

INFORMAZIONI TECNICHE

Struttura

Struttura in Acciaio brunito nero.

Top

Altezza 6 cm in finitura H-Piuma

Finiture top

H-Piuma

DIMENSIONI

Cm 240x62x25h

HENGE®

D-CODE

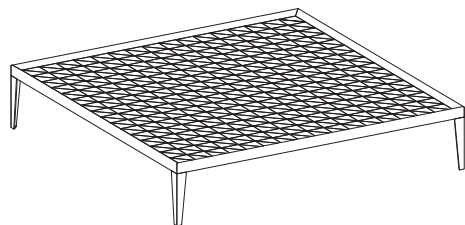


Table | Tavolo 150x150x30h

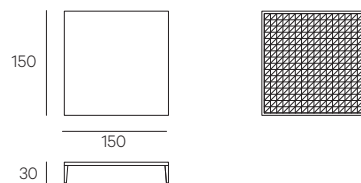


Table | Tavolo 180x74x30h

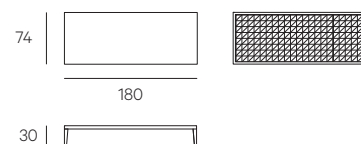
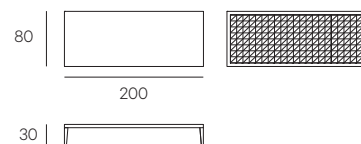


Table | Tavolo 200x80x30h



TECHNICAL INFORMATION

Structure

Top and legs in Burnished Brass or Black Burnished Brass made using traditional hand techniques.

Top

Burnished Brass or Black Burnished Brass made using traditional hand techniques.

DIMENSIONS

Cm 150x150x30h

Cm 180x74x30h

Cm 200x80x30h

INFORMAZIONI TECNICHE

Struttura

Top e gambe in ottone brunito o ottone brunito nero a mano secondo le tecniche tradizionali.

Top

Ottone brunito o ottone brunito nero a mano secondo le tecniche tradizionali.

DIMENSIONI

Cm 150x150x30h

Cm 180x74x30h

Cm 200x80x30h

Finishes Top Finitura Top	Code Codice	Burnished Brass	Burnished Black Brass
		Structure Struttura	

Metal top - Top in metallo

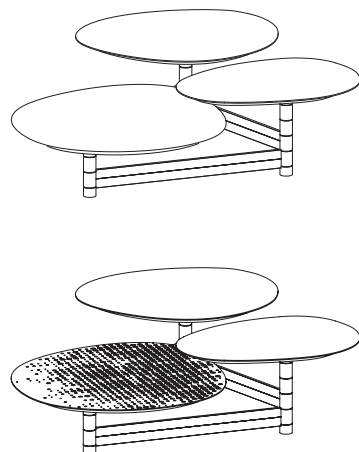
Burnished Brass	TA.110DCC040	11869	--
Burnished Black Brass		--	12462

Burnished Brass	TA.110DCC050	9282	--
Burnished Black Brass		--	9748

Burnished Brass	TA.110DCC060	9678	--
Burnished Black Brass		--	10163

HENGE®

GALAXY



TECHNICAL INFORMATION

Structure

Ø 4 cm Brass tube in Burnished Brass or Black Burnished Steel by hand using traditional techniques.

Undermounted wood in black matt lacquered, 2 cm thick.

Top B - C

Heat treated woods as per our samples, Swamp Oak and Swamp Elm oil finish based on natural wax and water, Black Burnished Steel, Burnished Brass, Burnished Black Brass by hand using traditional techniques.

Top A

Black Burnished Steel or Brass made using traditional hand techniques Black Burnished Steel or Brass made using traditional hand techniques, with circular pattern engraved.

DIMENSIONS

Cm 130x100x35,7h

INFORMAZIONI TECNICHE

Struttura

Tubolare Ø 4 cm in ottone brunito o acciaio a mano secondo le tecniche tradizionali.

Sottotop in legno listellare sp. 2 cm.

Top B - C

Legni termotrattati nelle finiture a campionario, rovere di palude e olmo di palude finiti ad olio a base di cera naturale ed acqua, acciaio brunito nero, ottone brunito e ottone brunito nero a mano secondo le tecniche tradizionali.

Top A

Acciaio brunito nero o ottone bruniti a mano secondo le tecniche tradizionali.

Acciaio brunito nero o ottone bruniti a mano secondo le tecniche tradizionali

con incisioni di forma circolare.

DIMENSIONI

Cm 130x100x35,7h

Table | Tavolo 130x100x35,7h

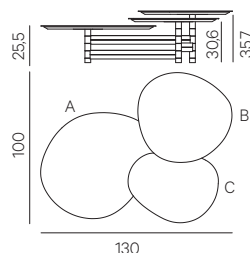
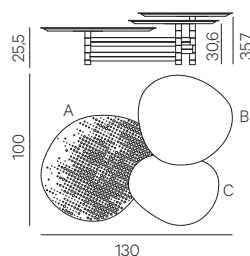


Table | Tavolo 130x100x35,7h



Finishes Finiture	Code Codice	Black Burnished Steel	Burnished Brass	Burnished Black Brass
---------------------	---------------	-----------------------	-----------------	-----------------------

A Metal top - B-C Wood Tops

Material	Code	Black Burnished Steel	Burnished Brass	Burnished Black Brass
Oak Thermowood	TA.120GAT010	3.562	4.659	4.892
Eucalyptus Thermowood				
Acacia Thermowood				
Black Eucalyptus Thermowood				
Swamp Oak	TA.120GAT010	3.913	5.011	5.260
Swamp Elm				

A-B-C Metal tops

Material	Code	Black Burnished Steel	Burnished Brass	Burnished Black Brass
Black Burnished Steel	TA.120GAT010	4.765	--	--
Burnished Brass		--	6.702	--
Burnished Black Brass		--	--	7.038

A Metal top with pattern engravings - B-C Wood Tops

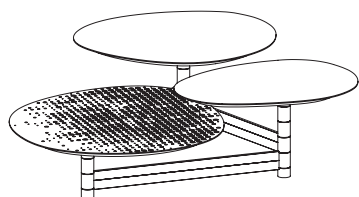
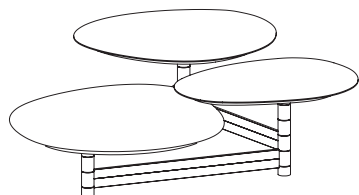
Material	Code	Black Burnished Steel	Burnished Brass	Burnished Black Brass
Oak Thermowood	TA.120GAT010	4.632	5.808	6.100
Eucalyptus Thermowood				
Acacia Thermowood				
Black Eucalyptus Thermowood	TA.120GAT010	4.983	6.161	6.469
Swamp Oak				
Swamp Elm				

A Metal top with pattern engravings - B-C Metal Tops

Material	Code	Black Burnished Steel	Burnished Brass	Burnished Black Brass
Black Burnished Steel	TA.120GAT010	5.834	--	--
Burnished Brass		--	7.777	--
Burnished Black Brass		--	--	8.165

HENGE®

GALAXY MAXI



TECHNICAL INFORMATION

Structure

Ø 6 cm Brass tube in Burnished Brass or Black Burnished Steel by hand using traditional techniques.

Undermounted wood in black matt lacquered, 2 cm thick.

Top B - C

Black Burnished Steel by hand using traditional techniques.

Burnished Brass by hand using traditional techniques.

Top A

Black Burnished Steel or Brass made using traditional hand techniques.

Black Burnished Steel or Brass made using traditional hand techniques, with circular pattern engraved.

DIMENSIONS

Cm 160x150x39h

INFORMAZIONI TECNICHE

Struttura

Tubolare Ø 6 cm in ottone brunito o Acciaio brunito nero a mano secondo le tecniche tradizionali.

Sottotop in legno listellare sp. 2 cm.

Top B - C

Acciaio brunito nero a mano secondo le tecniche tradizionali.

Ottone brunito a mano secondo le tecniche tradizionali.

Top A

Acciaio brunito nero o ottone bruniti a mano secondo le tecniche tradizionali.

Acciaio brunito nero o ottone bruniti a mano secondo le tecniche tradizionali con incisioni di forma circolare.

DIMENSIONI

Cm 160x150x39h

Table | Tavolo 160x150x39h

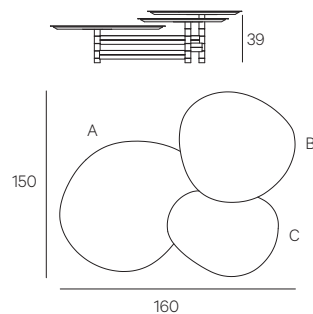
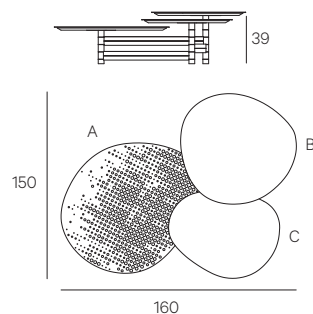


Table | Tavolo 160x150x39h



Finishes Finiture	Code Codice	Black Burnished Steel	Burnished Brass	Burnished Black Brass
---------------------	---------------	-----------------------	-----------------	-----------------------

Metal tops

Black Burnished Steel	TA.125GAT010	7.379	--	--
Burnished Brass		--	10.035	--
Burnished Black Brass		--	--	10.536

A Metal top with pattern engravings

Burnished Brass	TA.125GAT010	--	11.985	--
Burnished Black Brass		--	--	12.584

HENGE®

Finishes | Finiture

Code | Codice

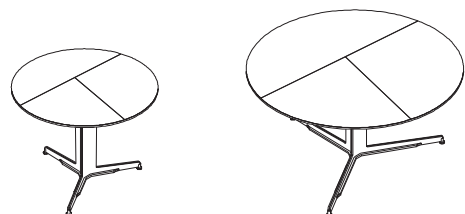
Thermowood

 Swamp Oak
Swamp Elm

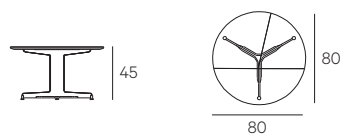
H-Piuma

Top Finishes | Finiture Top

GIBSON

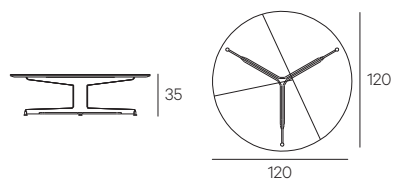


Coffee table | Tavolino Ø 80x45h



Black Burnished Steel	TA.210GBC080	4.010	4.434	4.821
-----------------------	--------------	-------	-------	-------

Coffee table | Tavolino Ø 120x35h



Black Burnished Steel	TA.210GBC120	4.845	5.588	6.305
-----------------------	--------------	-------	-------	-------

TECHNICAL INFORMATION

Structure

Structure Black Burnished Steel.

Top

In 2 cm thickness wood veneered.

Top finishes

Oak Thermowood, Eucalyptus Thermowood, Black Eucalyptus thermowood, Swamp Oak, Swamp Elm or H-Piuma. Stones from our range.

DIMENSIONS

Cm Ø 80x45h

Cm Ø 120x35h

Cm 200x100x35h

INFORMAZIONI TECNICHE

Struttura

Struttura in Acciaio brunito nero.

Top

Piano listellare spessore 2cm.

Finiture top

Rovere termizzato, eucalipto termizzato, eucalipto nero termizzato, finite ad olio a base cera naturale ed acqua, rovere di palude, olmo di palude o Stone Oak, H-Piuma.

Pietre nelle finiture a campionario.

DIMENSIONI

Cm Ø 80x45h

Cm Ø 120x35h

Cm 200x100x35h

HENGE®

Finishes | Finiture

Code | Codice

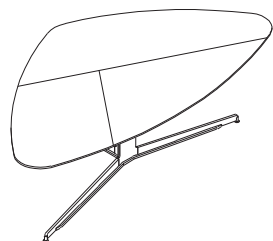
Thermowood

Swamp Oak
Swamp Elm

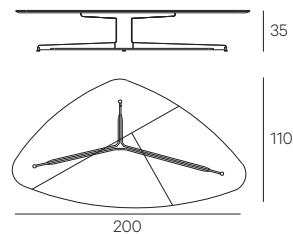
H-Pioma

Top Finishes | Finiture Top

GIBSON



Coffee table | Tavolino Ø 200x100x35h



Black Burnished Steel	TA.210GBC200	6415	7.690	8.364
-----------------------	--------------	------	-------	-------

TECHNICAL INFORMATION

Structure

Structure Black Burnished Steel.

Top

In 2 cm thickness wood veneered.

Top finishes

Oak Thermowood, Eucalyptus Thermowood, Black Eucalyptus Thermowood, Swamp Oak, Swamp Elm or H-Pioma.

DIMENSIONS

Cm Ø 80x45h

Cm Ø 120x35h

Cm 200x100x35h

INFORMAZIONI TECNICHE

Struttura

Struttura in Acciaio brunito nero.

Top

Piano listellare spessore 2cm.

Finiture top

Rovere termizzato, eucalipto termizzato, eucalipto nero termizzato, finite ad olio a base cera naturale ed acqua, rovere di palude, olmo di palude o Stone Oak, H-Pioma.

DIMENSIONI

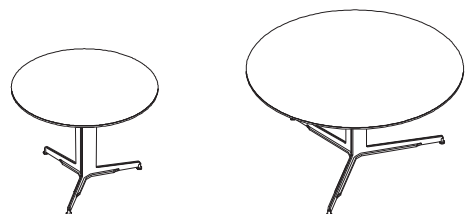
Cm Ø 80x45h

Cm Ø 120x35h

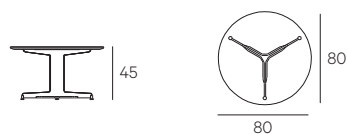
Cm 200x100x35h

HENGE®

GIBSON



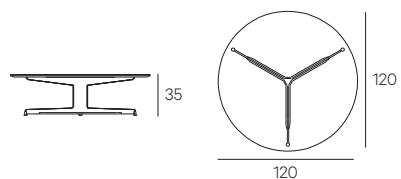
Coffee table | Tavolino Ø 80x45h



Finishes Finiture	Code Codice	Stone
		Top Finishes Finiture Top

Black Burnished Steel	TA.210GBC080M	9.029
-----------------------	---------------	-------

Coffee table | Tavolino Ø 120x35h



Black Burnished Steel	TA.210GBC120M	11.585
-----------------------	---------------	--------

TECHNICAL INFORMATION

Structure

Structure Black Burnished Steel.

Top

In 2 cm thickness stone.

Top finishes

Stones from our range.

DIMENSIONS

Cm Ø 80x45h

Cm Ø 120x35h

Cm 200x100x35h

INFORMAZIONI TECNICHE

Struttura

Struttura in Acciaio brunito nero.

Top

Piano spessore 2 cm.

Finiture top

Pietre nelle finiture a campionario.

DIMENSIONI

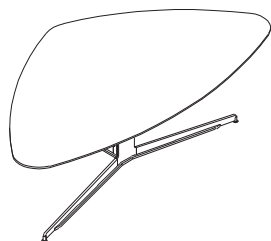
Cm Ø 80x45h

Cm Ø 120x35h

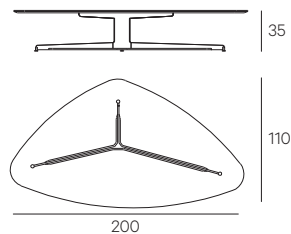
Cm 200x100x35h

HENGE®

GIBSON



Coffee table | Tavolino Ø 200x110x35h



Finishes Finiture	Code Codice	Stone
Black Burnished Steel	TA.210GBC200M	12192

TECHNICAL INFORMATION

Structure

Structure Black Burnished Steel.

Top

In 2 cm thickness stone.

Top finishes

Stones from our range.

DIMENSIONS

Cm Ø 80x45h

Cm Ø 120x35h

Cm 200x100x35h

INFORMAZIONI TECNICHE

Struttura

Struttura in Acciaio brunito nero.

Top

Piano spessore 2 cm.

Finiture top

Pietre nelle finiture a campionario.

DIMENSIONI

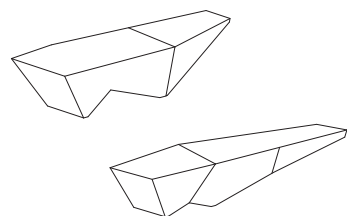
Cm Ø 80x45h

Cm Ø 120x35h

Cm 200x100x35h

HENGE®

MONOLITH



TECHNICAL INFORMATION

Structure

Metal version with internal structure in polyurethane foam, density 150Kg/m³, with inserts of plywood.

Finish

Burnished Platino, Burnished Titanio, Burnished Brass.

DIMENSIONS

Cm 146,5x57x34h

Cm 180,5x58x30h

Cm 250x58x34h

INFORMAZIONI TECNICHE

Struttura

Versione in metallo con anima interna in poliuretano espanso D. 150 Kg/m³ con inseriti fogli di compensato.

Finitura

Titanio brunito, Platino brunito, ottone brunito.

DIMENSIONI

Cm 146,5x57x34h

Cm 180,5x58x30h

Cm 250x58x34h

Table | Tavolo 146,5x57x34h

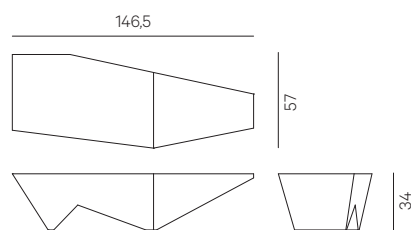


Table | Tavolo 180,5x58x30h

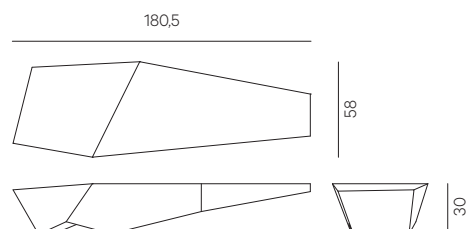
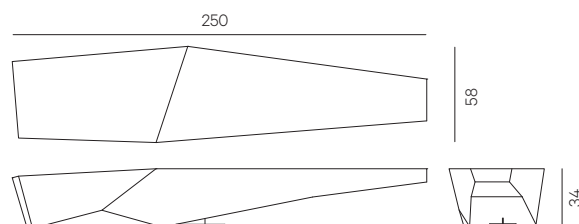


Table | Tavolo 250x58x34h



Code Codice	Burnished Platino Burnished Titanio	Burnished Brass
---------------	----------------------------------------	-----------------

TA.080MOT010	14.287	15.281
--------------	--------	--------

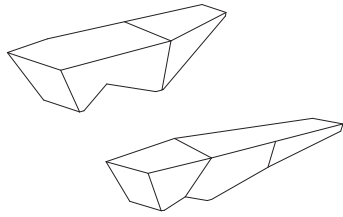
TA.080MOT020	15.102	16.890
--------------	--------	--------

TA.080MOT030	16.496	19.494
--------------	--------	--------

HENGE®

MONOLITH

Stone



TECHNICAL INFORMATION

Structure

Stone version with internal metal structure covered with stone.

Finish

Stones as per our range (Titanio excluded)

DIMENSIONS

Cm 146,5x57x34h

Cm 180,5x58x30h

Cm 250x58x34h

INFORMAZIONI TECNICHE

Struttura

Versione in pietra con struttura interna in metallo rivestita con pietra.

Finitura

Pietre nella gamma a campionario (Titanio escluso)

DIMENSIONI

Cm 146,5x57x34h

Cm 180,5x58x30h

Cm 250x58x34h

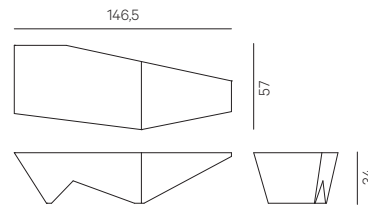
Code | Codice

Stones

Special Stones

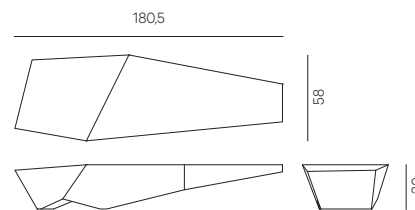
Limited Stones

Table | Tavolo 146,5x57x34h



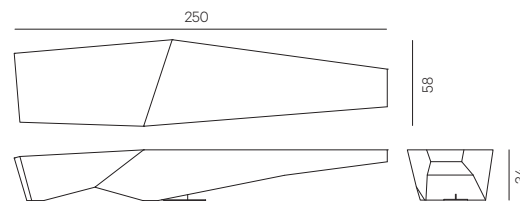
TA.080MOT146	17.532	23.206	29.509
--------------	--------	--------	--------

Table | Tavolo 180,5x58x30h



TA.080MOT180	19.423	25.613	32.489
--------------	--------	--------	--------


Table | Tavolo 250x58x34h



TA.080MOT250	23.452	32.323	42.178
--------------	--------	--------	--------

HENGE®

MUSHROOM



TECHNICAL INFORMATION

Structure & Finish

Sand Cast PelTRO, Sand Cast Brass, Sand Cast Bronze and Sand Cast Silver.

DIMENSIONS

Cm 32x32x60h

Cm 46x55x53h

INFORMAZIONI TECNICHE

Struttura & Finiture

Fusione a terra in pelTRO ottone, bronzo e argento

DIMENSIONI

Cm 32x32x60h

Cm 46x55x53h

Table | Tavolo 32x32x60h

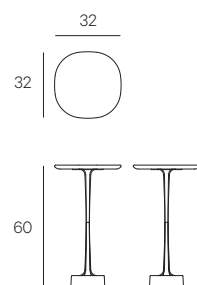
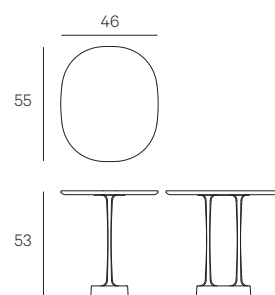


Table | Tavolo 46x55x53h



Code Codice	Sand cast PelTRO	Sand cast Brass	Sand cast Bronze	Sand cast Silver
---------------	------------------	-----------------	------------------	------------------

TA.130MUT010	4.021	4.339	6.273	7.148
--------------	-------	-------	-------	-------

TA.130MUT020	4.575	6.483	8.524	9.625
--------------	-------	-------	-------	-------

HENGE®

NETWORK

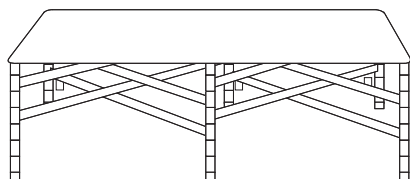
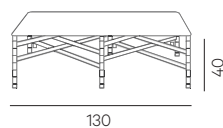


Table | Tavolo 130x70x40h



TECHNICAL INFORMATION

Frame

4 cm diameter Brass tube intertwined with a rectangular Brass tube.

Finish

Brass hand-burnished using traditional techniques.

Tops

Solidwood, shaped, thickness 2.6 cm.

Stone top thickness 0.7 cm.

Finish

Heat treated woods as our samples, Swamp Oak and Swamp Elm oil finish based on natural wax and water. Stones from our range (Titanium stone excluded)

DIMENSIONS

Cm 130x70x40h

Cm 180x70x40h

Cm 110x100x40h

Cm 160x50x60h

Cm 200x50x60h

Cm 160x50x81h

Cm 200x50x81h

INFORMAZIONI TECNICHE

Struttura

Tubolare in ottone diametro 4 cm, con intreccio di tubo rettangolare in ottone.

Finitura

Ottone brunito a mano secondo le tecniche tradizionali.

Top

Legno listellare sagomato spessore 2,6 cm.

Pietra spessore 0,7 cm.

Finitura

Legni termotrattati nelle finiture a campionario, rovere di palude e olmo di palude finiti ad olio a base di cera naturale ed acqua. Pietre nella gamma a campionario (Titanio escluso)

DIMENSIONI

Cm 130x70x40h

Cm 180x70x40h

Cm 110x100x40h

Cm 160x50x60h

Cm 200x50x60h

Cm 160x50x81h

Cm 200x50x81h

Table | Tavolo 180x70x40h

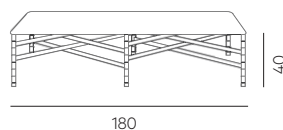
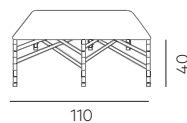


Table | Tavolo 110x100x40h



Top Finishes Finiture top	Code Codice	Black Burnished Steel	Burnished Brass	Burnished Titanio / Platino
-----------------------------	---------------	-----------------------	-----------------	-----------------------------

Oak Thermowood	TA.060NWT010			
Eucalyptus Thermowood		4.761	4.973	6.318
Black Eucalyptus Thermowood				
Swamp Oak		4.848	5.060	6.405
Swamp Elm				
Stone Top		7.369	7.581	9.985

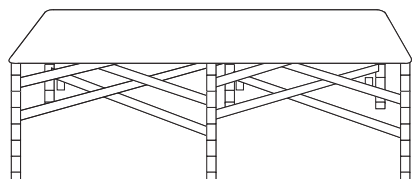
Oak Thermowood	TA.060NWT020			
Eucalyptus Thermowood		5.684	6.289	7.241
Black Eucalyptus Thermowood				
Swamp Oak		5.805	6.409	7.361
Swamp Elm				
Stone Top		8.521	9.125	10.076

Oak Thermowood	TA.060NWT030			
Eucalyptus Thermowood		5.038	5.642	6.594
Black Eucalyptus Thermowood				
Swamp Oak		5.143	5.747	6.699
Swamp Elm				
Stone Top		8.020	8.624	9.576

Surcharge for Black Burnished Brass 5% from Burnished brass price
Maggiorazione per finitura ottone brunito nero 5% dal prezzo dell'ottone brunito

HENGE®

NETWORK



TECHNICAL INFORMATION

Frame

4 cm diameter Brass tube intertwined with a rectangular Brass tube.

Finish

Brass hand-burnished using traditional techniques.

Tops

Solidwood, shaped, thickness 2.6 cm.

Stone top thickness 0.7 cm.

Finish

Heat treated woods as our samples, Swamp Oak and Swamp Elm oil finish based on natural wax and water.

Stones from our range (Titanium stone excluded)

DIMENSIONS

Cm 130x70x40h

Cm 180x70x40h

Cm 110x100x40h

Cm 160x50x60h

Cm 200x50x60h

Cm 160x50x81h

Cm 200x50x81h

INFORMAZIONI TECNICHE

Struttura

Tubolare in ottone di diametro 4 cm, con intreccio di tubo rettangolare in ottone.

Finitura

Ottone brunito a mano secondo le tecniche tradizionali.

Top

Legno listellare sagomato spessore 2,6 cm.

Pietra spessore 0,7 cm.

Finitura

Legni termotrattati nelle finiture a campionario, rovere di palude e olmo di palude finiti ad olio a base di cera naturale ed acqua.

Pietre nella gamma a campionario (Titanio escluso)

DIMENSIONI

Cm 130x70x40h

Cm 180x70x40h

Cm 110x100x40h

Cm 160x50x60h

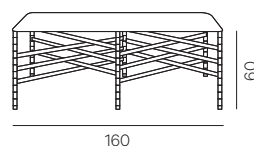
Cm 200x50x60h

Cm 160x50x81h

Cm 200x50x81h

NETWORK SOFA BACK H.60 - NETWORK RETRODIVANO H.60

Table | Tavolo 160x50x60h

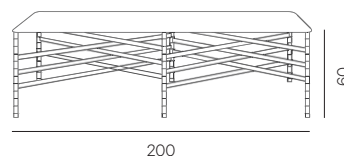


Top Finishes Finiture top	Code Codice	Black Burnished Steel	Burnished Brass	Burnished Titano / Platino
-----------------------------	---------------	-----------------------	-----------------	----------------------------

Oak Thermowood	TA.060NWT040			
Eucalyptus Thermowood		6.606	7.519	8.246
Black Eucalyptus Thermowood				
Swamp Oak Swamp Elm		6.682	7.595	8.322
Stone Top		8.868	9.781	10.508

Surcharge for Black Burnished Brass 5% from burnish brass price
Maggiorazione per finitura ottone brunito nero 5% dal prezzo dell'ottone brunito

Table | Tavolo 200x50x60h

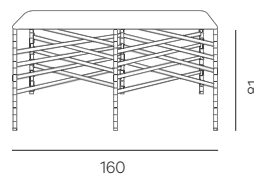


Oak Thermowood	TA.060NWT050			
Eucalyptus Thermowood		7.467	8.377	9.106
Black Eucalyptus Thermowood				
Swamp Oak Swamp Elm		7.562	8.473	9.202
Stone Top		9.640	10.550	11.279

Surcharge for Black Burnished Brass 5% from burnish brass price
Maggiorazione per finitura ottone brunito nero 5% dal prezzo dell'ottone brunito

NETWORK CONSOLLE H.81

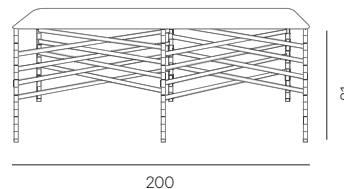
Table | Tavolo 160x50x81h



Oak Thermowood	TA.060NWT060			
Eucalyptus Thermowood		7.195	8.108	8.935
Black Eucalyptus Thermowood				
Swamp Oak Swamp Elm		7.272	8.184	9.011
Stone Top		9.457	10.370	11.197

Surcharge for Black Burnished Brass 5% from burnish brass price
Maggiorazione per finitura ottone brunito nero 5% dal prezzo dell'ottone brunito

Table | Tavolo 200x50x81h




Oak Thermowood	TA.060NWT070			
Eucalyptus Thermowood		8.056	8.967	9.795
Black Eucalyptus Thermowood				
Swamp Oak Swamp Elm		8.151	9.062	9.891
Stone Top		10.229	11.140	11.968

Surcharge for Black Burnished Brass 5% from Burnished brass price
Maggiorazione per finitura ottone brunito nero 5% dal prezzo dell'ottone brunito

HENGE®

OCTAGON



TECHNICAL INFORMATION

Structure

Structure 1 cm metal rod and shaped top in metal or stone from our range.

Finish

Black Burnished Steel; Burnished Titanio; Burnished Platino; Burnished Brass; Black Burnished Brass; H-Silver®. Stone top version with 2 cm shaped stone from our range (excluded Titanio and SBW soft).

DIMENSIONS

Cm 40x40x50h

Cm 70x70x40h

Cm 90x90x30h

Cm 120x120x30h (only with stone top)

INFORMAZIONI TECNICHE

Struttura

Tondino 1 cm, top sagomato in lamiera o in pietra nelle finiture a campionario.

Finiture

Acciaio brunito nero, Titanio brunito, Platino brunito, ottone brunito, ottone brunito nero, H-Silver®. Versione con top in pietra spessore 2 cm scavato e sagomato nelle finiture a campionario (escluso Titanio e SBW soft).

DIMENSIONI

Cm 40x40x50h

Cm 70x70x40h

Cm 90x90x30h

Cm 120x120x30h (solo con top in pietra)

Table | Tavolo 40x40x50h

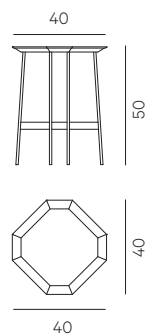


Table | Tavolo 70x70x40h

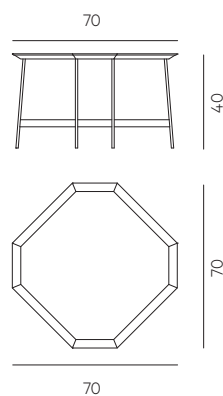
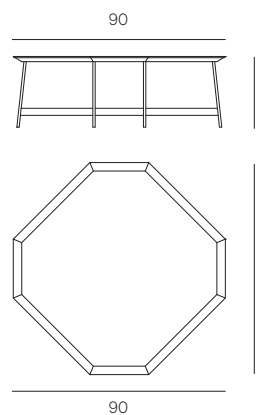


Table | Tavolo 90x90x30h



Finishes Top Finitura Top	Code Codice	Black Burnished Steel	Burnished Platino Burnished Titanio	Burnished Brass	H-Silver®
------------------------------	---------------	--------------------------	----------------------------------------	-----------------	-----------

Metal shaped top	TA.0200TB050	1.291	1.404	2.439	3.438
Stone shaped top	TA.0250TB040	2.871	3.008	3.226	3.582

Metal shaped top	TA.0200TB040	1.595	1.729	2.809	4.046
Stone shaped top	TA.0250TB030	4.278	4.442	4.769	5.125

Metal shaped top	TA.0200TB030	1.678	1.838	3.163	5.783
Stone shaped top	TA.0250TB020	5.395	5.586	5.968	6.431

Surcharge for Black Burnished Brass 5%; stone top version 3% from Burnished brass price
Maggiorazione per finitura ottone brunito nero 5%; versione top in pietra 3% dal prezzo dell'ottone brunito

HENGE®

OCTAGON

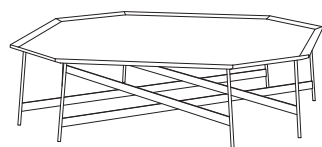
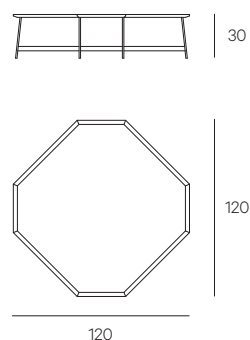


Table | Tavolo 120x120x30h



Finishes Top Finitura Top	Code Codice	Black Burnished Steel	Burnished Platino Burnished Titanio	Burnished Brass	H-Silver®
Stone shaped top	TA.0250TB010	7.573	7.791	8.283	8.829

Surcharge for Black Burnished Brass 3% from Burnished brass price
Maggiorazione per finitura ottone brunito nero 3% dal prezzo dell'ottone brunito

TECHNICAL INFORMATION

Structure

Structure 1 cm metal rod and shaped top in metal or stone from our range.

Finish

Black Burnished Steel; Burnished Titanio; Burnished Platino; Burnished Brass; Black Burnished Brass; H-Silver®. Stone top version with 2 cm shaped stone from our range (excluded Titanio and SBW soft).

DIMENSIONS

Cm 40x40x50h

Cm 70x70x40h

Cm 90x90x30h

Cm 120x120x30h (only with stone top)

INFORMAZIONI TECNICHE

Struttura

Tondino 1 cm, top sagomato in lamiera o in pietra nelle finiture a campionario.

Finiture

Acciaio brunito nero, Titanio brunito, Platino brunito, ottone brunito, ottone brunito nero, H-Silver®. Versione con top in pietra spessore 2 cm scavato e sagomato nelle finiture a campionario (escluso Titanio e SBW soft).

DIMENSIONI

Cm 40x40x50h

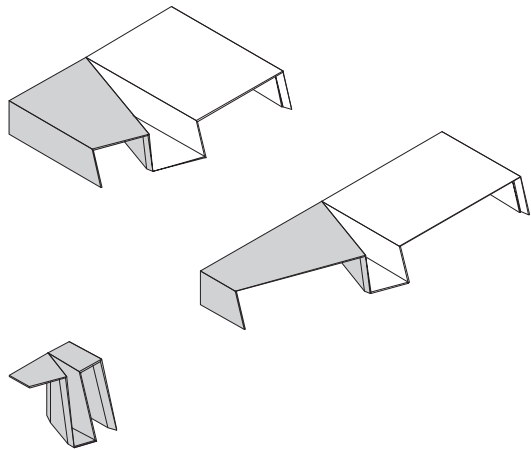
Cm 70x70x40h

Cm 90x90x30h

Cm 120x120x30h (solo con top in pietra)

HENGE®

ORIGAMI



TECHNICAL INFORMATION

Structure

Module 1 in sand cast peltro (greyed out)

Module 2 with stones from our range.

* The size 250cm requires both modules

** The size 55cm is available only in sand cast peltro

INFORMAZIONI TECNICHE

Struttura

Modulo 1 in metallo fuso (colore grigio)

Modulo 2 con pietre della nostra gamma.

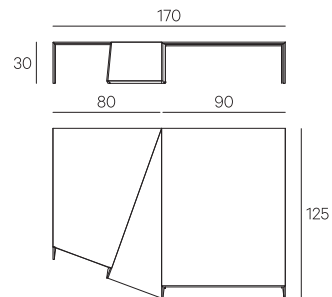
* La misura 250cm richiede entrambi i moduli

** La misura 55cm è disponibile solo in peltro sand cast

148

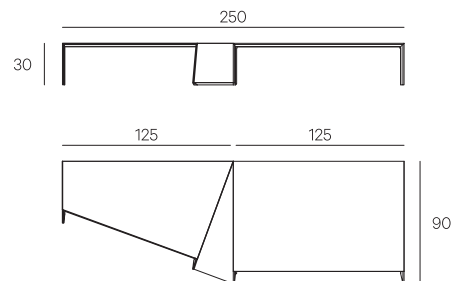
Finishes Finiture	Code Codice	Stone	Special Stone	Limited Stone
---------------------	---------------	-------	---------------	---------------

Dimensions | Dimensioni 170x125x30h



Sand Cast Peltro	OORI-22-001	16.287	19.912	23.940
------------------	-------------	--------	--------	--------

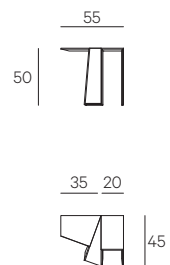
Dimensions | Dimensioni 250x90x30h



Sand Cast Peltro	OORI-22-002	14.647	17.786	21.273
------------------	-------------	--------	--------	--------

Finishes Finiture	Code Codice	Price Prezzo
---------------------	---------------	----------------

Dimensions | Dimensioni 55x45x50h



Sand Cast Peltro	OORI-22-003	6.003		
------------------	-------------	-------	--	--



HENGE®

OR

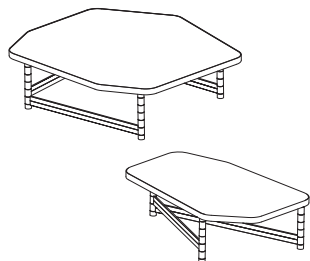


Table | Tavolo 120x80x36h

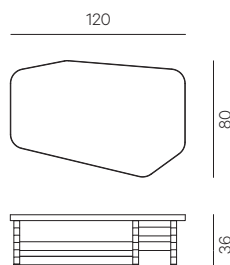
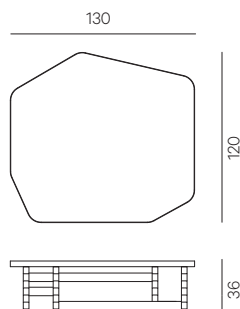


Table | Tavolo 130x120x36h



TECHNICAL INFORMATION

Structure

4 cm diameter Brass tube with top belt in Brass, h 4 cm, thick 0,4 cm.

Finish

Hand Burnished Brass using traditional techniques.

Top

Wooden top in shaped solidwood or stone - 2 cm thick.

Finish

Heat treated woods as our samples, Swamp Oak and Swamp Elm oil finish based on natural wax and water.

Stone top thickness 2 cm.

Stones as per our samples.

DIMENSIONS

Cm 120x80x36h

Cm 130x120x36h

INFORMAZIONI TECNICHE

Struttura

Tubolare in ottone diametro 4 cm con fascia top in ottone h. 4 cm, sp. 0,4 cm.

Finitura

Ottone brunito a mano secondo le tecniche tradizionali.

Top

Piani in legno listellare sagomati o pietra - sp. 2 cm

Finitura

Legni termotrattati nelle finiture a campionario, rovere di palude e olmo di palude finiti ad olio a base di cera naturale ed acqua.

Piani in pietra sp. 2 cm

Pietre come da campionario nei colori e nelle finiture.

DIMENSIONI

Cm 120x80x36h

Cm 130x120x36h

Finishes | Finiture

Code | Codice

Black Burnished
Steel

Burnished Brass

Wood top - Piano in essenza

Oak Thermowood	TA.050ORT080	4.533	5.079
Eucalyptus Thermowood			
Black Eucalyptus Thermowood			
Swamp Oak	4.835	5.388	
Swamp Elm			

Stone top - Piano in Pietra

Stone Top	TA.050ORT080	6.508	7.095
-----------	--------------	-------	-------

Surcharge for Black Burnished Brass 3% from Burnished brass price
Maggiorazione per finitura ottone brunito nero 3% dal prezzo dell'ottone brunito

Wood top - Piano in essenza

Oak Thermowood	TA.050ORT130	5.308	6.021
Eucalyptus Thermowood			
Black Eucalyptus Thermowood			
Swamp Oak	5.910	6.632	
Swamp Elm			

Stone top - Piano in Pietra

Stone Top	TA.050ORT130	9.321	10.109
-----------	--------------	-------	--------

Surcharge for Black Burnished Brass 3% from Burnished brass price
Maggiorazione per finitura ottone brunito nero 3% dal prezzo dell'ottone brunito

HENGE®

PEBBLE TABLE

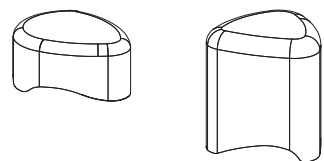


Table | Tavolo 60x60x30h

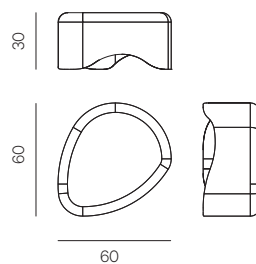
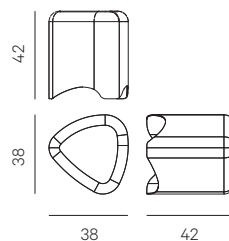


Table | Tavolo 38x38x42h



TECHNICAL INFORMATION

Tables made from stoneware fired at 1250° c.
Forged by hand, finished by applying natural waxes and oxides by hand.
These are one-off items, because they are both shaped and finished by hand.

DIMENSIONS

Cm 60x60x30h
Cm 38x38x42h

INFORMAZIONI TECNICHE

Tavoli realizzati in gres cotto a 1250° c.
La forgiatura viene fatta manualmente e la finitura è realizzata attraverso l'applicazione di ossidi e cere naturali mescolate assieme e applicate a mano.
Questi pezzi sono da considerarsi unici in quanto sia la forma che la finitura sono realizzati a mano.

DIMENSIONI

Cm 60x60x30h
Cm 38x38x42h

Code | Codice

Price | Prezzo

TA.070PBT020

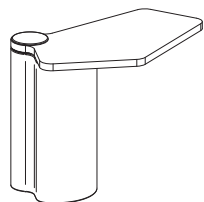
3.228

TA.070PBT010

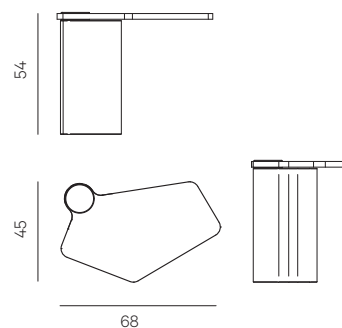
2.060

HENGE®

PLYNTO



Plynto coffee table | Tavolino 68x45x54h



Finishes Finiture	Code Codice	Price Prezzo
Paonazzo Stone	TA.240PT068	8.344
Rapolano Stone		7.248

TECHNICAL INFORMATION

Structure

Structure in stone.

Structure finish

Paonazzo stone or Rapolano stone.

Top

Swivel top in casted glass finish Steel Gray or Apuan Green,

DIMENSIONS

Cm 68x45x54h

INFORMAZIONI TECNICHE

Struttura

Struttura in pietra.

Finitura struttura

Pietre Paonazzo o Rapolano.

Top

Top girevole in fusione di vetro Steel Gray o Apuan Green.

DIMENSIONI

Cm 68x45x54h

HENGE®

Code | Codice

Black Burnished Steel

Burnished Platino
Burnished Titanio

POKE TABLE

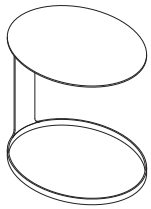
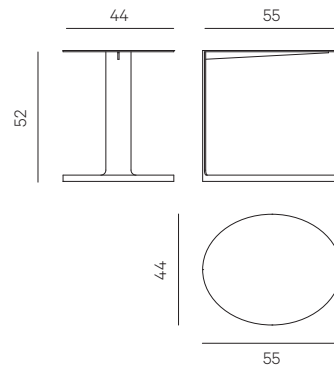


Table | Tavolo 55x44x52h



TA.100PKT010	1.479	1.742
--------------	-------	-------

TECHNICAL INFORMATION

Structure

Steel bent sheet 8 cm, thickness 0.3 cm thickness finish Black Burnished, Burnished Platino, Burnished Titanio.

Top

Steel bent sheet thickness 0.3 cm finish Black Burnished, Burnished Platino, Burnished Titanio.

DIMENSIONS

Cm 55x44x52h

INFORMAZIONI TECNICHE

Struttura

Lamiera 8 cm, sp. 0,3 cm, finitura Acciaio brunito nero, platino brunito, titanio brunito.

Top


Lamiera sp. 0,3 cm, finitura Acciaio brunito nero, platino brunito, titanio brunito.

DIMENSIONI

Cm 55x44x52h

HENGE®

PRIMITIVE TABLE



TECHNICAL INFORMATION

Structure

Structure 1.8 cm Steel rod finish Burnished Titanio, Burnished Platino.

Top

2 cm thickness Stones from our range.

3 cm thickness White Ostuni stone.

DIMENSIONS

Cm 42x42x60h

Cm 72x55x50h

Cm 95x80x40h

Cm 120x120x30h

INFORMAZIONI TECNICHE

Struttura

Tondino diametro 1,8 cm in acciaio finitura Titanio brunito, Platino brunito.
Versione con top in pietra nelle finiture a campionario.

Top

Spessore 2 cm nelle pietre a campionario.

Spessore 3 cm in pietra White Ostuni.

DIMENSIONI

Cm 42x42x60h

Cm 72x55x50h

Cm 95x80x40h

Cm 120x120x30h

Table | Tavolo 120x120x30h

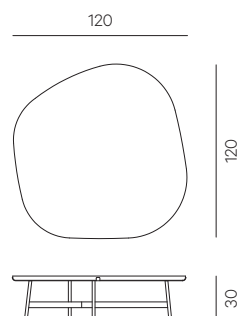


Table | Tavolo 95x80x40h

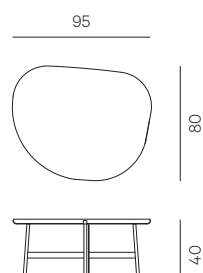


Table | Tavolo 72x55x50h


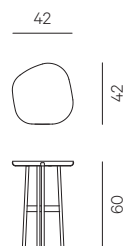


Table | Tavolo 42x42x60h



Finishes | Finiture

Code | Codice

Burnished Platino
Burnished Titanio

Top - Piano

Standard Stones	TA.170PR010	5.036
White ostuni		5.036

Top - Piano

Standard Stones	TA.170PR020	3.738
White ostuni		3.738

Top - Piano

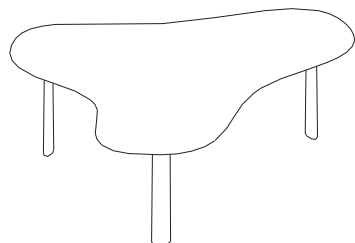
Standard Stones	TA.170PR030	2.938
White ostuni		2.938

Top - Piano

Standard Stones	TA.170PR040	2.002
White ostuni		2.002

HENGE®

PUDDLE



TECHNICAL INFORMATION

Structure

Mullion and top in Sand Cast Brass, Bronze or brass Silver finish.

DIMENSIONS

Cm 56x43x43h

Cm 95x41x36h

Cm 97x80x30h

INFORMAZIONI TECNICHE

Struttura

Struttura in fusione a terra in ottone, bronzo o ottone finitura Silver.

DIMENSIONI

Cm 56x43x43h

Cm 95x41x36h

Cm 97x80x30h

Table | Tavolo 56x43x43h

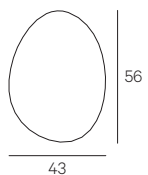
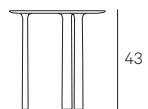


Table | Tavolo 95x41x36h

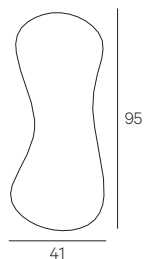
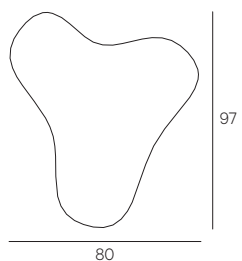


Table | Tavolo 97x80x30h



Code Codice	Sand Cast Brass	Sand Cast Bronze	Sand Cast Silver
---------------	-----------------	------------------	------------------

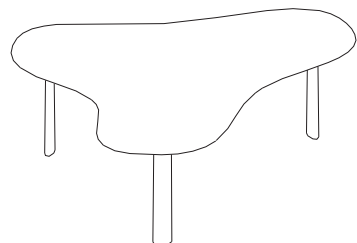
TA.200TR010	4.244	4.959	5.863
-------------	-------	-------	-------

TA.200TR020	6.003	7.452	7.874
-------------	-------	-------	-------

TA.200TR030	7.714	9.072	9.890
-------------	-------	-------	-------

HENGE®

PUDDLE STONE



TECHNICAL INFORMATION

Structure

Mullion and top Stone.

DIMENSIONS

Cm 56x43x43h

Cm 95x41x36h

Cm 97x80x30h

INFORMAZIONI TECNICHE

Struttura

Struttura e top in pietra.

DIMENSIONI

Cm 56x43x43h

Cm 95x41x36h

Cm 97x80x30h

Table | Tavolo 56x43x43h

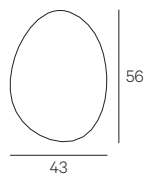
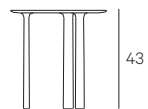


Table | Tavolo 95x41x36h

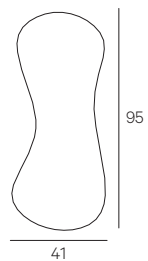
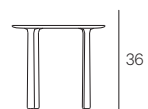
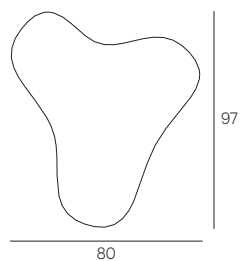


Table | Tavolo 97x80x30h



Code Codice	Stone	Special Stone	Limited Stone
---------------	-------	---------------	---------------

TA.200TR010M	7676	8243	8.810
--------------	------	------	-------

TA.200TR020M	7.960	8.655	9.427
--------------	-------	-------	-------

TA.200TR030M	8.583	9.788	11.127
--------------	-------	-------	--------

HENGE®

SR

Wooden Top

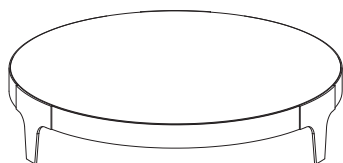


Table | Tavolo Ø 81,6x39h

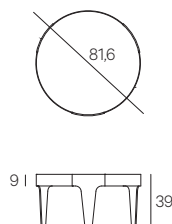


Table | Tavolo Ø 101,6x39h

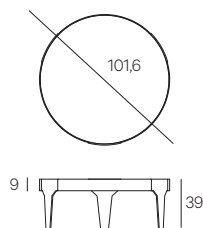
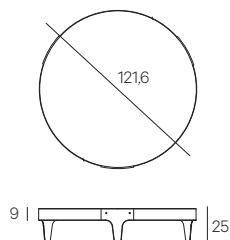


Table | Tavolo Ø 121,6x25h



TECHNICAL INFORMATION

Structure

0.4 cm Steel and Brass.

Legs in 0.8 cm thick Steel or brass.

Finish

Black Burnished Steel, Burnished Platino, Burnished Titanio, Burnished Brass, Brass Patina, H-Silver, H-Pale Gold Patina, Silver Patina, Burnished by hand using traditional techniques, which is a result of an exclusive HENGE recipe.

Top

Top thickness 2 cm.

Top finishes

Forest fusion or forest fusion black.

H-Piuma or H-Piuma Light

DIMENSIONS

Ø cm 81,6x39h

Ø cm 101,6x39h

Ø cm 121,6x25h

INFORMAZIONI TECNICHE

Struttura

Acciaio e ottone sp. 0.4 cm.

Gambe in acciaio o ottone sp. 0.8 cm.

Finitura

Acciaio brunito nero, Platino brunito, Titanio brunito, Ottone brunito, Ottone patina, H-Silver, Silver patina, H-Pale Gold Patina, brunito a mano utilizzando tecniche tradizionali, frutto di una ricetta esclusiva HENGE.

Top

Top spessore 2 cm.

Finiture top

Forest fusion or forest fusion black.

H-Piuma o H-Piuma Light

DIMENSIONI

Ø cm 81,6x39h

Ø cm 101,6x39h

Ø cm 121,6x25h

Finishes Finiture	Code Codice	Swamp Olive Ash	Forest fusion	H-Piuma H-Piuma light
---------------------	---------------	-----------------	---------------	--------------------------

Top - Piano

Black Burnished Steel	TA.090SRT080	6.119	6.675	6.150
Burnished Platino Burnished Titanio		6.321	6.841	6.351
Burnished Brass		7.301	7.782	7.328
Brass Patina		7.856	8.346	7.884
H-Silver®		8.226	8.712	8.254
Silver Patina		9.513	10.088	9.544
H-Pale Gold Patina		10.296	10.891	10.328

Black Burnished Steel	TA.090SRT100	7.523	8.425	7.574
Burnished Platino Burnished Titanio		7.750	8.591	7.799
Burnished Brass		9.507	10.367	9.556
Brass Patina		10.878	11.835	10.931
H-Silver®		11.376	12.405	11.434
Silver Patina		12.460	13.494	12.463
H-Pale Gold Patina		12.910	13.992	12.972

Black Burnished Steel	TA.090SRT010	7.655	9.026	7.733
Burnished Platino Burnished Titanio		7.896	9.252	7.960
Burnished Brass		9.663	11.033	9.739
Brass Patina		11.060	12.534	11.142
H-Silver®		11.543	12.756	12.777
Silver Patina		12.701	14.392	12.796
H-Pale Gold Patina		13.112	15.072	13.222

Surcharge for Forest Fusion Black 5% from forest fusion price
Maggiorazione per forest fusion black 5% dal prezzo del forest fusion

HENGE®

SR

Wooden Top

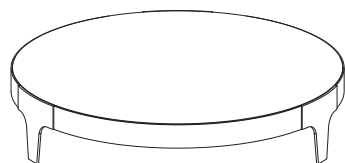


Table | Tavolo Ø 141,6x25h

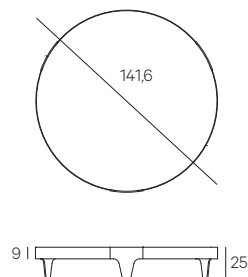
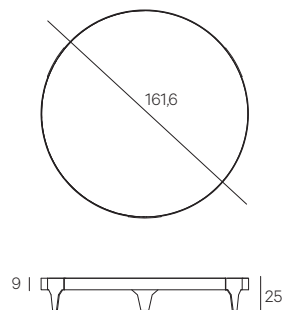


Table | Tavolo Ø 161,6x25h



TECHNICAL INFORMATION

Structure

0,4 cm Steel and Brass.

Legs in 0,8 cm thick Steel or brass.

Finish

Black Burnished Steel, Burnished Platino, Burnished Titanio, Burnished Brass, Brass Patina, H-Silver, Silver Patina, Burnished by hand using traditional techniques, which is a result of an exclusive HENGE recipe.

Top

Top thickness 2 cm.

Top finishes

Forest fusion or forest fusion black.

H-Piuma or H-Piuma Light

DIMENSIONS

Ø cm 141,6x25h

Ø cm 161,6x25h

INFORMAZIONI TECNICHE

Struttura

Acciaio e ottone sp. 0,4 cm.

Gambe in acciaio o ottone sp. 0,8 cm.

Finitura

Acciaio brunito nero, Platino brunito, Titanio brunito, Ottone brunito, Ottone patina, H-Silver, Silver patina, brunito a mano utilizzando tecniche tradizionali, frutto di una ricetta esclusiva HENGE.

Top

Top spessore 2 cm.

Finiture top

Forest fusion or forest fusion black.

H-Piuma o H-Piuma Light

DIMENSIONI

Ø cm 141,6x25h

Ø cm 161,6x25h

Finishes Finiture	Code Codice	Swamp Olive Ash	Forest fusion	H-Piuma H-Piuma light
---------------------	---------------	-----------------	---------------	--------------------------

Top - Piano

Black Burnished Steel	TA.090SRT140	10.502	12.530	10.615
Burnished Platino Burnished Titanio		10.798	12.799	10.897
Burnished Brass		12.605	15.725	12.423
Brass Patina		13.621	16.910	13.359
H-Silver®		14.119	17.619	13.920
Silver Patina		15.654	19.427	15.347
H-Pale Gold Patina		16.603	20.080	16.729

Black Burnished Steel	TA.090SRT160	11.771	14.042	11.897
Burnished Platino Burnished Titanio		12.203	14.505	12.314
Burnished Brass		14.623	16.866	14.737
Brass Patina		15.890	18.052	16.015
H-Silver®		16.638	18.808	16.717
Silver Patina		18.257	20.653	18.390
H-Pale Gold Patina		19.270	21.973	19.422

Surcharge for Forest Fusion Black 5% from forest fusion price
Maggiorazione per forest fusion black 5% dal prezzo del forest fusion

HENGE®

SR

Stone Top

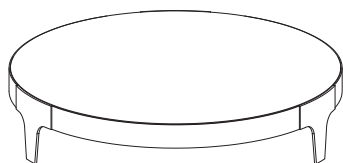


Table | Tavolo Ø 81,6x39h

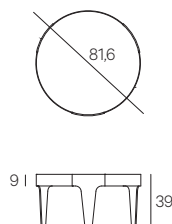


Table | Tavolo Ø 101,6x39h

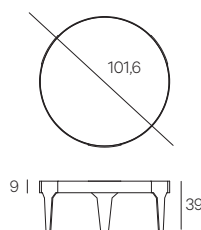
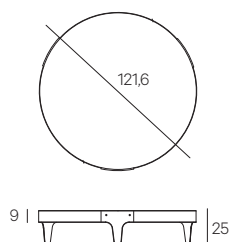


Table | Tavolo Ø 121,6x25h



TECHNICAL INFORMATION

Structure

0.4 cm Steel and Brass.

Legs in 0.8 cm thick Steel or brass.

Finish

Black Burnished Steel, Burnished Platino, Burnished Titanio, Burnished Brass, Brass Patina, H-Silver, H-Pale Gold Patina, Silver Patina, Burnished by hand using traditional techniques, which is a result of an exclusive HENGE recipe.

Top

Top thickness 2 cm.

Top finishes

Forest fusion or forest fusion black.

H-Piuma or H-Piuma Light

DIMENSIONS

Ø cm 81,6x39h

Ø cm 101,6x39h

Ø cm 121,6x25h

INFORMAZIONI TECNICHE

Struttura

Acciaio e ottone sp. 0.4 cm.

Gambe in acciaio o ottone sp. 0.8 cm.

Finitura

Acciaio brunito nero, Platino brunito, Titanio brunito, Ottone brunito, Ottone patina, H-Silver, Silver patina, H-Pale Gold Patina, brunito a mano utilizzando tecniche tradizionali, frutto di una ricetta esclusiva HENGE.

Top

Top spessore 2 cm.

Finiture top

Forest fusion or forest fusion black.

H-Piuma o H-Piuma Light

DIMENSIONI

Ø cm 81,6x39h

Ø cm 101,6x39h

Ø cm 121,6x25h

Finishes Finiture	Code Codice	Stone	Special Stone	Limited Stone
---------------------	---------------	-------	---------------	---------------

Top - Piano

Black Burnished Steel	TA.090SRT080	7.627	8.787	10.079
Burnished Platino Burnished Titanio		7.822	9.022	10.301
Burnished Brass		9.095	10.296	11.628
Brass Patina		9.800	11.032	12.402
H-Silver®		10.189	11.265	12.463
Silver Patina		11.842	13.074	14.435
Pale Gold Patina		12.901	14.324	15.759

Black Burnished Steel	TA.090SRT100	8.114	9.977	12.045
Burnished Platino Burnished Titanio		8.322	10.192	12.255
Burnished Brass		10.067	11.878	13.889
Brass Patina		11.431	13.389	15.565
H-Silver®		11.925	14.017	16.343
Silver Patina		13.124	15.372	17.871
Pale Gold Patina		13.764	16.026	18.541

Black Burnished Steel	TA.090SRT010	8.960	11.335	13.973
Burnished Platino Burnished Titanio		9.670	12.045	14.683
Burnished Brass		11.875	14.250	16.888
Brass Patina		12.610	14.985	17.623
H-Silver®		13.280	15.654	18.292
Silver Patina		13.386	15.760	18.398
Pale Gold Patina		14.548	17.672	20.901

Surcharge for Forest Fusion Black 5% from forest fusion price
Maggiorazione per forest fusion black 5% dal prezzo del forest fusion

HENGE®

SR

Stone Top

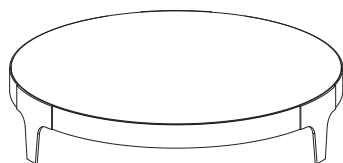


Table | Tavolo Ø 141,6x25h

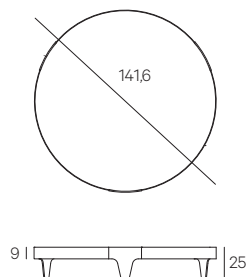
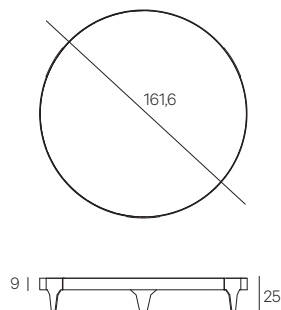


Table | Tavolo Ø 161,6x25h



TECHNICAL INFORMATION

Structure

0,4 cm Steel and Brass.

Legs in 0,8 cm thick Steel or brass.

Finish

Black Burnished Steel, Burnished Platino, Burnished Titanio, Burnished Brass, Brass Patina, H-Silver, Silver Patina, Burnished by hand using traditional techniques, which is a result of an exclusive HENGE recipe.

Top

Top thickness 2 cm.

Top finishes

Stones as per our samples.

DIMENSIONS

Ø cm 141,6x25h

Ø cm 161,6x25h

INFORMAZIONI TECNICHE

Struttura

Acciaio e ottone sp. 0,4 cm.

Gambe in acciaio o ottone sp. 0,8 cm.

Finitura

Acciaio brunito nero, Platino brunito, Titanio brunito, Ottone brunito, Ottone patina, H-Silver, Silver patina, brunito a mano utilizzando tecniche tradizionali, frutto di una ricetta esclusiva HENGE.

Top

Top spessore 2 cm.

Finiture top

Pietre nella gamma a campionario.

DIMENSIONI

Ø cm 141,6x25h

Ø cm 161,6x25h

Finishes Finiture	Code Codice	Stone	Special Stone	Limited Stone
---------------------	---------------	-------	---------------	---------------

Top - Piano

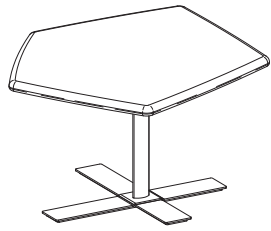
Black Burnished Steel	TA.090SRT140	10.879	14.103	17.685
Burnished Platino Burnished Titanio		11.621	14.845	18.427
Burnished Brass		14.006	17.230	20.812
Brass Patina		14.614	17.838	21.420
H-Silver®		15.559	18.783	22.365
Silver Patina		15.506	18.730	22.312
Pale Gold Patina		17.766	21.312	25.253

Black Burnished Steel	TA.090SRT160	12.908	17.112	21.783
Burnished Platino Burnished Titanio		13.703	17.907	22.578
Burnished Brass		16.088	20.292	24.963
Brass Patina		16.741	20.944	25.615
H-Silver®		17.866	22.070	26.741
Silver Patina		17.813	22.017	26.688
Pale Gold Patina		20.105	24.730	29.868

Surcharge for Forest Fusion Black 5% from forest fusion price
Maggiorazione per forest fusion black 5% dal prezzo del forest fusion

HENGE®

TOUCH



TECHNICAL INFORMATION

Structure

Metal tube and lower plate in Steel finish burnished Titanio, Burnished Platino, Burnished Brass.

Top

Oak thermowood thickness 3.3 cm shaped.

DIMENSIONS

TOUCH TABLE

Cm 84x88x51h (swivel)

Cm 44x68x51h

Cm 84x88x44h (swivel)

Cm 44x68x44h

INFORMAZIONI TECNICHE

Structure

Tubolare metallico e base in acciaio finitura Titanio Brunito, Platino Brunito e Ottone Brunito.

Top

Top in rovere massello termotrattato sagomato spessore 3,3 cm.

DIMENSIONS

TOUCH TABLE

Cm 84x88x51h (swivel)

Cm 44x68x51h

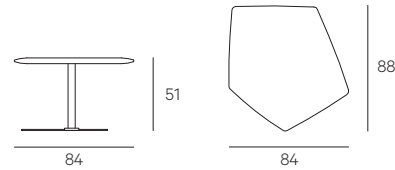
Cm 84x88x44h (swivel)

Cm 44x68x44h

Finishes Finiture	Code Codice	Burnished Platino Burnished Titanio	Burnished Brass
Top Top		Structure Struttura	

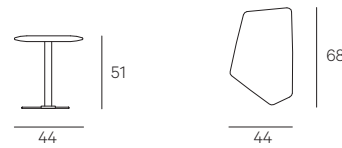
Wood Top - Piano in essenza

Swivel coffe table | Tavolino da caffè girevole 84x88x51h - A



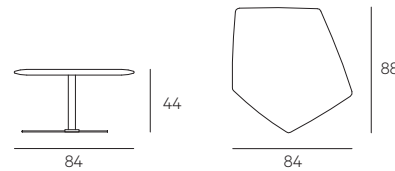
Oak Thermowood	TA.140TUT010G	3.871	3.871
----------------	---------------	-------	-------

Coffe table | Tavolino da caffè 44x68x51h - D



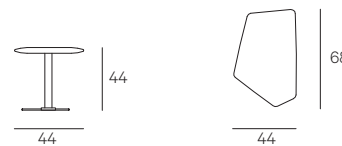
Oak Thermowood	TA.140TUT040	2.843	2.843
----------------	--------------	-------	-------

Swivel coffe table | Tavolino da caffè girevole 84x88x44h - A



Oak Thermowood	TA.140TUS010G	3.871	3.871
----------------	---------------	-------	-------

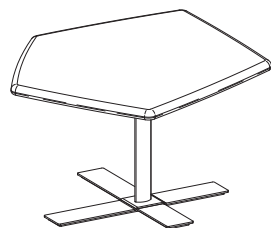
Coffe table | Tavolino da caffè 44x68x44h - D



Oak Thermowood	TA.140TUS040	2.843	2.843
----------------	--------------	-------	-------

HENGE®

TOUCH



TECHNICAL INFORMATION

Structure

Metal tube and lower plate in Steel finish burnished Titanio, Burnished Platino, Burnished Brass.

Top

Oak thermowood thickness 3.3 cm shaped.

DIMENSIONS

TOUCH TABLE

Cm 80x59x51h

Cm 80x59x44h

Cm 80x59x33h

INFORMAZIONI TECNICHE

Structure

Tubolare metallico e base in acciaio finitura Titanio Brunito, Platino Brunito e Ottone Brunito.

Top

Top in rovere massello termotrattato sagomato spessore 3,3 cm.

DIMENSIONS

TOUCH TABLE

Cm 80x59x51h

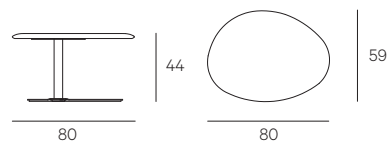
Cm 80x59x44h

Cm 80x59x33h

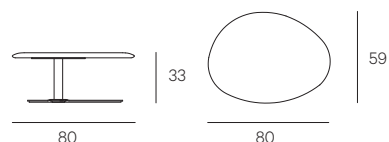
Coffe table | Tavolino da caffè 80x59x51h - G



Coffe table | Tavolino da caffè 80x59x44h - G



Coffe table | Tavolino da caffè 80x59x33h - G



Finishes Finiture	Code Codice	Burnished Platino Burnished Titanio	Burnished Brass
Top Top		Structure Struttura	

Wood Top - Piano in essenza

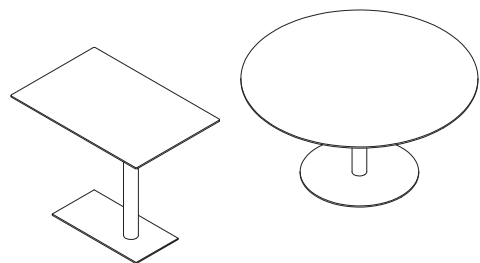
Oak Thermowood	TA.140TUT070	3.417	3.417
----------------	--------------	-------	-------

Oak Thermowood	TA.140TUS070	3.417	3.417
----------------	--------------	-------	-------

Oak Thermowood	TA.140TUB070	3.417	3.417
----------------	--------------	-------	-------

HENGE®

TWISTABLE



TECHNICAL INFORMATION

Structure:

Supporto in Sand Cast Peltro, Sand Cast Brass, Sand Cast Bronze, Sand Cast Silver.

Top

Metal plate top and base in Burnished Titanio, Burnished Platino. Stone top with stone from our range with base in Burnished Platino or Burnished Titanio.

DIMENSIONS

TWISTABLE

Cm 60x40x50h
Cm Ø80x40h
Cm Ø40x45h
Cm Ø30x55h

TWISTABLE CONSOLLE

Cm 175x45x65h
Cm 199x45x80h

INFORMAZIONI TECNICHE

Struttura

Supporto in metallo con fusione a terra di Titanio, Ottone, Bronzo o Silver.

Top

Top e base in metallo in platino brunito, titanio brunito. Top in pietra nella gamma a campionario con base in platino brunito o titanio brunito.

DIMENSIONI

TWISTABLE

Cm 60x40x50h
Cm Ø80x40h
Cm Ø40x45h
Cm Ø30x55h

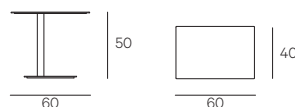
TWISTABLE CONSOLLE

Cm 175x45x65h
Cm 199x45x80h

Finishes Finiture	Code Codice	Sand Cast Peltro	Sand Cast Brass	Sand Cast Bronze	Sand Cast Silver
Supporto Supporto					

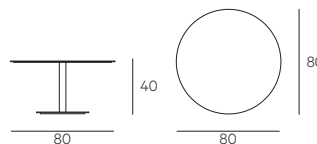
Top - Base

Coffe table | Tavolini da caffè 60x40x50h



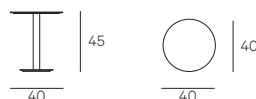
Burnished Platino Burnished Titanio	TA.180TWQ010	1268	1394	1541	1758
Top in stone		2190	2365	2512	2577

Coffe table | Tavolini da caffè 80x80x40h



Burnished Platino Burnished Titanio	TA.180TWR010	1407	1548	1693	1912
Top in stone		3456	3732	3877	4096

Coffe table | Tavolini da caffè 40x40x45h



Burnished Platino Burnished Titanio	TA.180TWR020	1122	1234	1380	1599
Top in stone		1986	2145	2291	2510

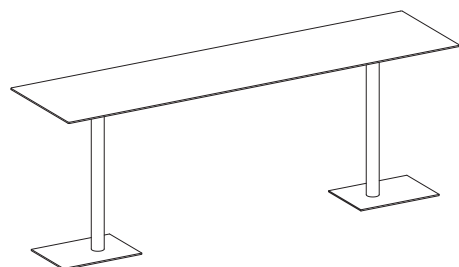
Coffe table | Tavolini da caffè 30x30x55h



Burnished Platino Burnished Titanio	TA.180TWR030	1434	1271	1417	1635
Top in stone		2216	1999	2145	2363

HENGE®

TWISTABLE CONSOLLE



TECHNICAL INFORMATION

Structure:

Support in Sand Cast Peltro, Sand Cast Brass, Sand Cast Bronze, Sand Cast Silver.

Top

Metal plate top and base in Burnished Titanio, Burnished Platino.
Stone top with stone from our range with base in Burnished Platino or Burnished Titanio.

DIMENSIONS

TWISTABLE

Cm 60x40x50h

Cm ø80x55h

Cm ø40x45h

Cm ø30x40h

TWISTABLE CONSOLLE

Cm 175x45x65h

Cm 199x45x80h

INFORMAZIONI TECNICHE

Struttura

Supporto in metallo con fusione a terra in Titanio, Ottone, Bronzo o Silver.

Top

Top e base in metallo in platino brunito, titanio brunito.

Top in pietra nella gamma a campionario con base in platino brunito o titanio brunito.

DIMENSIONI

TWISTABLE

Cm 60x40x50h

Cm ø80x55h

Cm ø40x45h

Cm ø30x40h

TWISTABLE CONSOLLE

Cm 175x45x65h

Cm 199x45x80h

Finishes | Finitura

Code | Codice

Sand Cast
Peltro

Sand Cast
Brass

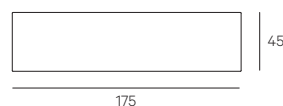
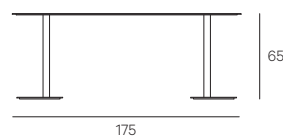
Sand Cast
Bronze

Sand Cast
Silver

Support | Supporto

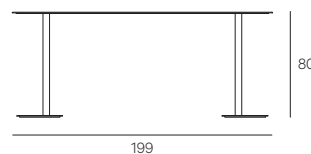
Top - Base

Coffe table | Tavolini da caffè 175x45x65h



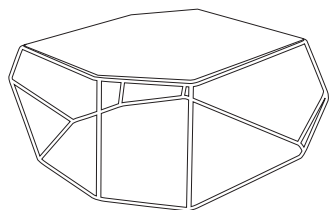
Burnished Platino Burnished Titanio	TA.185TWC010	3.741	4.115	4.405	4.721
Top in stone		6.615	7.144	7.436	7.751

Coffe table | Tavolini da caffè 199x45x80h



Burnished Platino Burnished Titanio	TA.185TWC020	3.828	4.210	4.559	4.938
Top in stone		6.871	7.421	7.809	8.187

W-TABLE



TECHNICAL INFORMATION

Structure

Ø 1 cm rod.

Finish

Burnished Brass, Black Burnished Steel and H-Silver®: pure 99.9% Silver on Brass, Burnished by hand using traditional techniques, which is a result of an exclusive HENGE recipe.

Wood tops

Solid wood top shaped, thickness 2 cm.

Finish

Heat treated woods as our samples, Swamp Oak and Swamp Elm oil finish based on natural wax and water.

Stone top

Stone top, thickness 2 cm.

Finish

Stones as per our samples.

DIMENSIONS

Cm 61x58x30h

Cm 45x45x40h

Cm 37x35x50h

INFORMAZIONI TECNICHE

Struttura

Tondino Ø 1 cm.

Finitura

Ottone brunito, acciaio brunito nero e H-Silver®, argento (purissimo) 99,9% su ottone, brunito a mano utilizzando tecniche tradizionali, frutto di una ricetta esclusiva HENGE.

Piano in legno

Legno listellare sagomato spessore 2 cm rivestito in pelle.

Finitura

Pelli nelle finiture a campionario.

Piano in pietra

Pietra spessore 2 cm.

Finitura

Pietre come da campionario nei colori e nelle finiture.

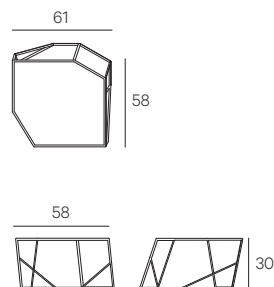
DIMENSIONI

Cm 61x58x30h

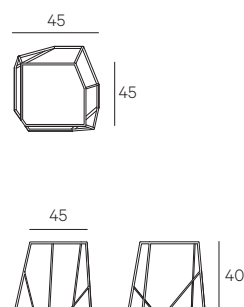
Cm 45x45x40h

Cm 37x35x50h

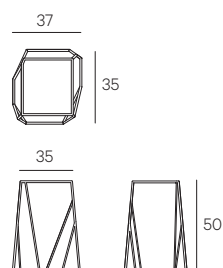
Coffe table | Tavolini da caffè 61x58x30h



Coffe table | Tavolini da caffè 45x45x40h



Coffe table | Tavolini da caffè 37x35x50h



Finishes Finiture	Code Codice	Black Burnished Steel	Burnished Brass	H-Silver®
---------------------	---------------	-----------------------	-----------------	-----------

Wood Top - Piano in essenza

Oak Thermowood	TA.010WTB030	1.204	1.618	2.675
Eucalyptus Thermowood				
Black Eucalyptus Thermowood				
Swamp Oak	1.356	1.772	2.830	
Swamp Elm				

Stone Top - Piano in Pietra

Stone Top	TA.010WTB030	1.914	2.328	3.385
-----------	--------------	-------	-------	-------

Oak Thermowood	TA.010WTB040	1.009	1.423	2.298
Eucalyptus Thermowood				
Black Eucalyptus Thermowood				
Swamp Oak	1.075	1.487	2.365	
Swamp Elm				

Stone Top - Piano in Pietra

Stone Top	TA.010WTB040	1.396	1.811	2.688
-----------	--------------	-------	-------	-------

Oak Thermowood	TA.010WTB050	1.009	1.422	2.298
Eucalyptus Thermowood				
Black Eucalyptus Thermowood				
Swamp Oak	1.052	1.464	2.343	
Swamp Elm				

Stone Top - Piano in Pietra

Stone Top	TA.010WTB050	1.354	1.767	2.644
-----------	--------------	-------	-------	-------





[Back to index](#)

Chairs

CHAIR-VA

CHAIR-VA ARMRESTS

EX-TRA

HEXAGON CHAIR, LOUNGE CHAIR AND STOOL

H-VOLTAGE

IS-A

IS-A HIGH

JILL & JILL STOOL

KETCH

NOCE

RIO

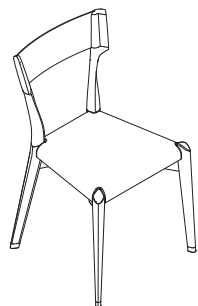
SAVANNA

STRIP

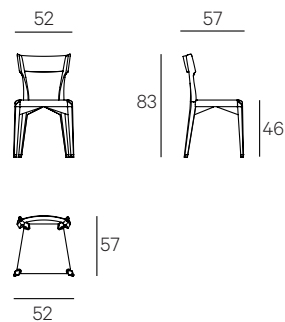
ZAGG

HENGE®

CHAIR-VA



Chair-Va | Sedia 52x57x77h



Finishes Finiture	Code Codice	Leather Cat. 300	Leather Cat. 400	Leather Cat. 500
---------------------	---------------	------------------	------------------	------------------

Black Wood	SE.015CHV010	2.375	2.412	2.455
Ash Wood		2.375	2.412	2.455
Lacquered*		2.495	2.533	2.577

* Matching the seat material
Abbinamento al materiale del sedile

TECHNICAL INFORMATION

Structure

Wooden structure finish in Black Wood, Olive Ash or open pore matt lacquered in selected colours matching with the chosen leather finish.

Seat covered with leather from our sample catalogue.

Cover not removable

Back rest

Burnished Titanio or Platino

DIMENSIONS

Cm 52x57x77h

INFORMAZIONI TECNICHE

Struttura

Struttura in legno massiccio finitura laccato poro aperto opaco in colori selezionati in abbinamento alla finitura di pelle selezionata. Seduta imbottita rivestita con pelle nella gamma a campionario.

Non sfoderabile.

Schienale

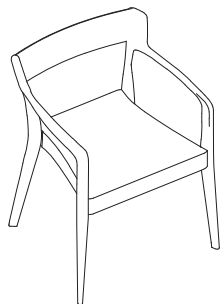
Titanio o Platino brunito

DIMENSIONI

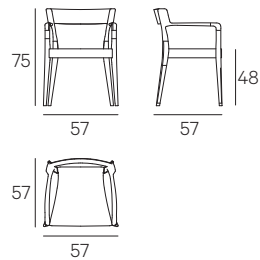
Cm 52x57x77h

HENGE®

CHAIR-VA (with armrests)



Dimensions | Dimensioni 57x57x77h



Finishes Finiture	Code Codice	Leather Cat. 300	Leather Cat. 400	Leather Cat. 500
---------------------	---------------	------------------	------------------	------------------

Black Wood	RC60-22-001	3108	3156	3228
Ash Wood		3108	3156	3228
Lacquered*		3264	3314	3389

* Matching the seat material
Abbinamento al materiale del sedile

** Seat available in Mohair
Seduta disponibile in Mohair

Black Wood / Ash Wood € 3.323
Lacquered € 3.490

TECHNICAL INFORMATION

Structure

Wooden structure finish in Black Wood, Olive Ash or open pore matt lacquered in selected colours matching with the chosen leather finish.

Seat covered with leather from our sample catalogue.

Cover not removable.

Leg's inserts matching the back rest finish.

Back rest

Burnished Titanio or Platino - 3mm thick

INFORMAZIONI TECNICHE

Struttura

Struttura in legno massiccio finitura laccato poro aperto opaco in colori selezionati in abbinamento alla finitura di pelle selezionata. Seduta imbottita rivestita con pelle nella gamma a campionario.

Non sfoderabile.


Inseri piedini coordinati con finitura schienale

Schienale

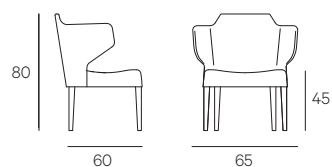
Titanio o Platino brunito - Spessore da 3 mm

HENGE®

EX-TRA



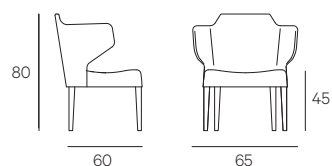
Ex-Tra Chair | Sedia 65x60x80h



Code Codice	Fabric cat. 100	Fabric cat. 200	Fabric / Leather cat. 300	Fabric / Leather cat. 400	Fabric / Leather cat. 500
---------------	-----------------	-----------------	---------------------------	---------------------------	---------------------------

SE.070EX010	1.956	2.205	2.577	2.825	3.198
-------------	-------	-------	-------	-------	-------

Ex-Tra Chair Wooden legs | Sedia con gambe di legno 65x60x80h



SE.070EX110	1.870	2.072	2.374	2.576	2.878
-------------	-------	-------	-------	-------	-------

TECHNICAL INFORMATION

Structure

Chair with base and legs in solid wood.

Finishes

Leather version with legs with seat and legs cover with leather as per samples in the range.

Version with seat upholstered in fabric with legs varnished finish black eucalyptus thermowood.

DIMENSIONS

Cm 65x60x80h

Seat cm 45h

INFORMAZIONI TECNICHE

Struttura

Sedia con struttura gambe in legno massello.

Finiture

Versione in pelle con seduta e gambe rivestite in pelle nella gamma a campionario.

Versione con seduta in tessuto con gambe in verniciate in finitura eucalpto nero termizzato.


DIMENSIONI

Cm 65x60x80h

Seduta cm 45h

HENGE®

HEXAGON CHAIR, LOUNGE CHAIR AND STOOL



TECHNICAL INFORMATION

Dining chair and bar stool.

Structure

6 cm Ø metal tube and lower plate in Steel in finish Burnished Brass, Burnished Platino, Burnished Titanio. Swivel. Seat with wooden shell padded with polyurethane foam covered with leather or fabric from our samples catalogue. Cover not removable.

DIMENSIONS

Chair

Cm 63x56x78h - Seat cm 45h

Lounge chair

Cm 63x56x73h - Seat cm 40h

Stool

Cm 63x56x94h - Seat cm 61h

INFORMAZIONI TECNICHE

Struttura

Tubolare Ø 6 cm e base in acciaio finitura ottone brunito, platino brunito, titanio brunito. Girevole. Seduta con struttura in legno imbottita e rivestita in tessuto o pelle nella gamma dei colori a campionario. Non sfoderabile.

DIMENSIONI

Sedia

Cm 63x56x78h - Seduta cm 45h

Sedia lounge

Cm 63x56x73h - Seduta cm 40h

Sgabello

Cm 63x56x94h - Seduta cm 61h

TECHNICAL INFORMATION

Dining chair.

Structure

Base and legs in beech wood varnished black eucalyptus. Seat with wooden shell padded with polyurethane foam covered with leather or fabric from our samples catalogue. Cover not removable.

DIMENSIONS

Cm 63x56x78h - Seat cm 45h

INFORMAZIONI TECNICHE

Struttura

Base e gambe in legno di faggio verniciato finitura eucalyptus nero. Seduta con struttura in legno imbottita e rivestita in tessuto o pelle nella gamma dei colori a campionario. Non sfoderabile.

DIMENSIONI

Cm 63x56x78h - Seduta cm 45h

Finishes | Finiture

Code | Codice

Fabric
cat. 100

Fabric
cat. 200

Fabric /
Leather
cat. 300

Fabric /
Leather
cat. 400

Fabric /
Leather
cat. 500

Hexagon Swivel Chair | Sedia girevole 63x56x78h

	Steel Finish Burnished Brass	SE.040EXC020	1.204	1.291	1.595	1.729	2.033
	Burnished Platino Burnished Titanio	SE.040EXC020	1.346	1.454	1.729	1.861	2.164

Hexagon Swivel Stool | Sedia girevole 63x56x94h

	Steel Finish Burnished Brass	SE.040EXS020	1.340	1.454	1.725	1.858	2.161
	Burnished Platino Burnished Titanio	SE.040EXS020	1.509	1.618	1.891	2.026	2.330

Hexagon Swivel Lounge | Sedia girevole 63x56x73h

	Steel Finish Burnished Brass	SE.040EXC020L	1.204	1.291	1.595	1.729	2.033
	Burnished Platino Burnished Titanio	SE.040EXC020L	1.346	1.454	1.729	1.861	2.208

W-Hexagon Fix Chair | Sedia fissa 63x56x78h

	SE.040EXC030	1.313	1.426	1.697	1.831	2.134
--	--------------	-------	-------	-------	-------	-------

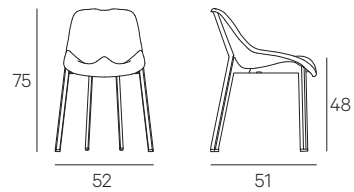
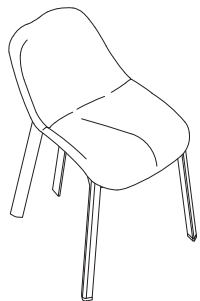
HENGE[®]

Code | Codice

Leather cat. 500

Dimensions | Dimensioni 52x60x85h

H-VOLTAGE



RHVO-22-001	2.687
-------------	-------

TECHNICAL INFORMATION

Structure

Black Burnished steel - 5mm.

Seat

Made of a fiberglass shell covered with Phantom or Ghost leathers.
Cover not removable

INFORMAZIONI TECNICHE

Struttura

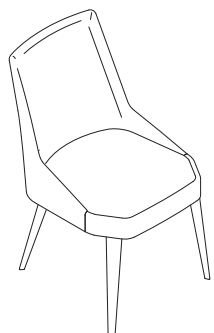
Acciaio brunito nero - 5mm.

Seduta

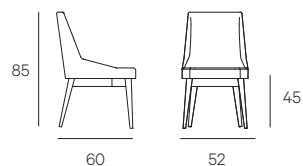
Scocca seduta fatta in fiberglass rivestita in pelle Phantom o Ghost.
Rivestimento non rimovibile

HENGE®

IS-A



Is-A Chair | Sedia 52x60x85h



Code Codice	Fabric cat. 100	Fabric cat. 200	Fabric / Leather cat. 300	Fabric / Leather cat. 400	Fabric / Leather cat. 500
---------------	-----------------	-----------------	---------------------------	---------------------------	---------------------------

SE.030ISA010	1.334	1.417	1.689	1.824	2.011
--------------	-------	-------	-------	-------	-------

Extra price for lacquered legs matching the seat
Maggiorazione per struttura laccata in abbinamento alla seduta

122

TECHNICAL INFORMATION

Structure

Beech wood.

Seat covered with leather or fabric from our range.

Base finish

Varnished Black Eucalyptus.

DIMENSIONS

Cm 52x60x85h

Seat cm 45h

INFORMAZIONI TECNICHE

Struttura

Basamento in legno di faggio e seduta rivestita in pelle o tessuto nella gamma dei colori a campionario.

Finitura Basamento

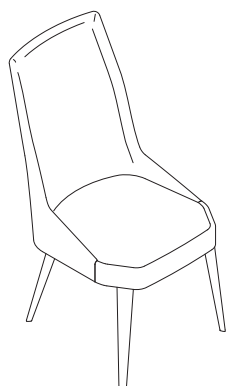
Verniciato Eucalipto Nero.

DIMENSIONI

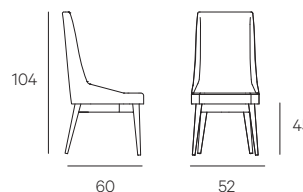
Cm 52x60x85h

Seduta cm 45h

IS-A HIGH



Is-A Chair High | Sedia 52x60x104h



Code Codice	Fabric cat. 100	Fabric cat. 200	Fabric / Leather cat. 300	Fabric / Leather cat. 400	Fabric / Leather cat. 500
---------------	-----------------	-----------------	---------------------------	---------------------------	---------------------------

SE.030ISA020	1.504	1.601	1.907	2.058	2.270
--------------	-------	-------	-------	-------	-------

Extra price for lacquered legs matching the seat
Maggiorazione per struttura laccata in abbinamento alla seduta

122

TECHNICAL INFORMATION

Structure

Beech wood.

Seat covered with leather or fabric from our range.

Base finish

Varnished Black Eucalyptus.

DIMENSIONS

Cm 52x60x104h

Seat cm 45h

INFORMAZIONI TECNICHE

Struttura

Basamento in legno di faggio, seduta rivestita in pelle o tessuto nella gamma dei colori a campionario.

Finitura Basamento

Verniciato Eucalipto Nero.

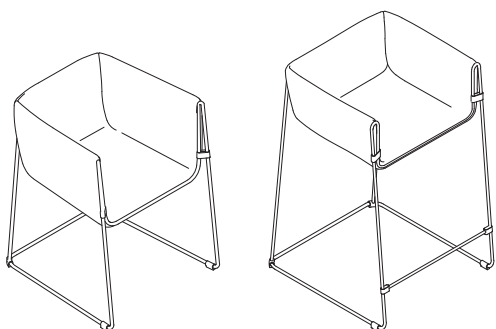
DIMENSIONI

Cm 52x60x104h

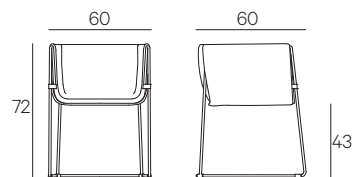
Seduta cm 45h

HENGE[®]

JILL & JILL STOOL



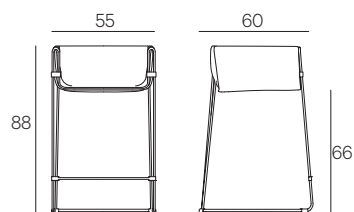
Dimensions | Dimensioni 60x60x72h



Finishes Finiture	Code Codice	Cat. 300	Cat. 400	Cat. 500
---------------------	---------------	----------	----------	----------

Black Burnished Steel	RJIL-22-001	3.055	3.230	3.493
-----------------------	-------------	-------	-------	-------

Dimensions | Dimensioni 55x60x88h



Black Burnished Steel	RJIS-22-001	3.154	3.302	3.525
-----------------------	-------------	-------	-------	-------

TECHNICAL INFORMATION

Structure

Ø 12 cm heavy duty metal pipe in black burnished steel

Metal details

Sand cast Peltro

Seat

Seat made of polyurethane with gold label feathers. Removable cover with leathers from our range

INFORMAZIONI TECNICHE

Struttura

Ø 12 cm tubo metallico ad alta resistenza in acciaio brunito nero.

Dettaglio metalli

in fusione di metallo finitura peltro

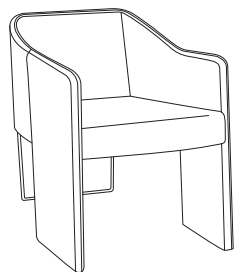
Seduta

seduta in poliuretano con piume etichetta oro.

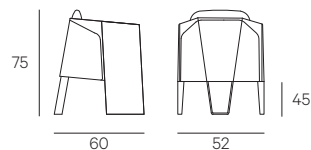
Rivestimento sfoderabile con pelli della nostra gamma.

HENGE®

KETCH



Ketch Chair | Sedia 52x60x75h



Finishes Finiture	Code Codice	Leather cat. 300	Leather cat. 400	Fabric / Leather cat. 500
---------------------	---------------	------------------	------------------	---------------------------

Burnished Brass	SE.060KCH010	2.122	2.368	2.667
* Surcharge for padded leather backrest upon request Maggiorazione per schienale imbottito in pelle su richiesta				

TECHNICAL INFORMATION

Structure

Chair with solid wood structure, padded and upholstered with leather, back leg in Steel, Burnished Brass finish.

Finish

Padded seat, back and arms in leather finish from the samples in the range. Back cushion in fabric.

DIMENSIONS

Cm 52x60x75h

Seat cm 45h

INFORMAZIONI TECNICHE

Struttura

Sedia con struttura in legno multistrato imbottita e rivestita in pelle, telaio posteriore in acciaio finitura ottone brunito a mano secondo le tecniche tradizionali.

Finitura

Seduta, schienale e braccioli imbottiti nella gamma di pelli a campionario. Cuscino schienale in tessuto.

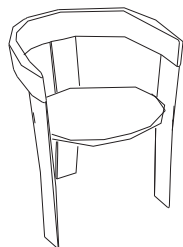
DIMENSIONI

Cm 52x60x75h

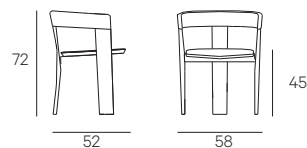
Seduta cm 45h

HENGE®

NOCE



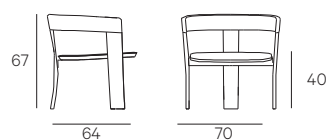
Noce Chair | Sedia 58x52x72h



Finishes Finiture	Code Codice	Leather cat. 300	Leather cat. 400	Fabric / Leather cat. 500
Structure in Black wood		Seat and Backrest Seduta e Schienale		

Black Wood	SE.110YP010	2.277	2.364	2.461
Olive Ash		2.277	2.364	2.461
Lacquered*		2.390	2.482	2.584

Noce Lounge Chair | Sedia 70x64x67h



Black Wood	SE.110YP020	2.705	2.804	2.921
Olive Ash		2.705	2.804	2.921
Lacquered*		2.840	2.943	3.068

* Matching the seat material
Abbinamento al materiale del sedile

TECHNICAL INFORMATION

Structure

Wooden structure finish Black wood or open pore matt lacquered in selected clours matching with the chosen leather finish
Padded seat and backrest with leather Nabuk or Sense.
Cover not removable.

DIMENSIONS

Cm 58x52x72h
Seat cm 45h
Lounge chair
Cm 70x64x67h
Seat cm 40h

INFORMAZIONI TECNICHE

Struttura

Struttura in legno massiccio finitura laccato poro aperto opaco, in colori selezionati in abbinamento alla finitura di pelle selezionata.
Seduta imbottita rivestita in pelle Nabuk o Sense. Non sfoderabile.

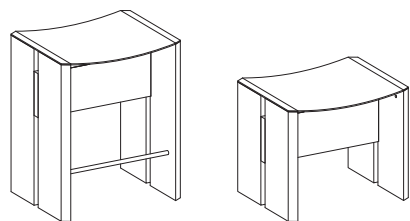
DIMENSIONI

Cm 58x52x72h
Seduta cm 45h
Sedia lounge
Cm 70x64x67h
Seduta cm 40h

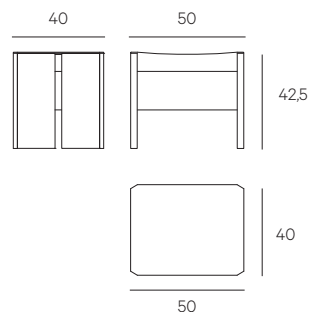


HENGE®

RIO



Rio stool | Sgabello 50X40X42,5h



TECHNICAL INFORMATION

Structure

Solidwood, thickness 36 cm, with central crosspiece covered in Burnished Platino, Burnished Titanio or Brass Hand-Burnished using traditional techniques.

Seat in Nabuk, Camoscio, E-Type or Durango and Phantom leather with finishes from the samples available.

Finish

Heat treated woods as our samples, Swamp Oak and Swamp Elm oil finish based on natural wax and water.

DIMENSIONS

Cm 50x40x42,5h

Cm 50x40x61h

INFORMAZIONI TECNICHE

Struttura

Legno listellare spessore 36 cm con traverso centrale rivestito in Platino brunito, Titanio brunito o ottone brunito a mano secondo le tecniche tradizionali.

Seduta in pelle Nabuk, Camoscio, E-Type o Durango e Phantom nelle finiture a campionario.

Finitura

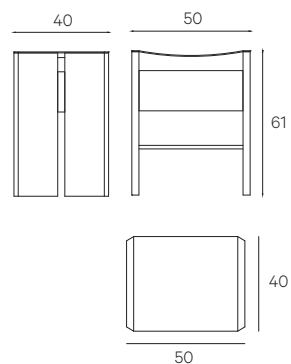
Legni termotrattati nelle finiture a campionario, rovere di palude e olmo di palude finiti ad olio a base di cera naturale ed acqua.

DIMENSIONI

Cm 50x40x42,5h

Cm 50x40x61h

Rio stool | Sgabello 50X40X61h



Finishes Finiture	Code Codice	Burnished Platino Burnished Titanio	Burnished Brass
---------------------	---------------	----------------------------------------	-----------------

Leather Cat. 300

Thermowood	SE.050RIS010	970	976
Swamp Wood		1.112	1.121

Leather Cat. 400

Thermowood	SE.050RIS010	1.027	1.034
Swamp Wood		1.170	1.178

Leather Cat. 500

Thermowood	SE.050RIS010	1.108	1.115
Swamp Wood		1.251	1.259

Leather Cat. 300

Oak Thermowood	SE.050RIS020	1.353	1.390
Swamp Oak		1.462	1.499

Leather Cat. 400

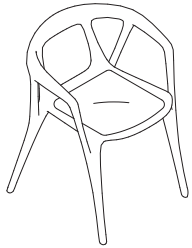
Oak Thermowood	SE.050RIS020	1.410	1.447
Swamp Oak		1.520	1.556

Leather Cat. 500

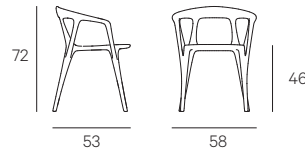
Oak Thermowood	SE.050RIS020	1.491	1.528
Swamp Oak		1.601	1.637

HENGE®

SAVANNA



Savanna Chair | Sedia 58x53x72h



TECHNICAL INFORMATION

Structure

Wooden structure finish Black Wood or open pore matt lacquered in selected colours matching with the chosen leather finish. Seat covered with leather from our samples catalogue.
Cover not removable.

DIMENSIONS

Cm 58x53x72h
Seat cm 46h

INFORMAZIONI TECNICHE

Struttura

Struttura in legno massiccio finitura laccato poro aperto opaco in colori selezionati in abbinamento alla finitura di pelle selezionata. Seduta imbottita rivestita con pelle nella gamma a campionario.
Non sfoderabile.

DIMENSIONI

Cm 58x53x72h
Seduta cm 46h

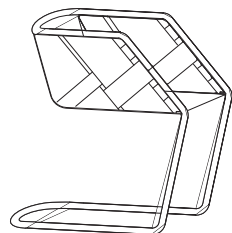
Structure Struttura	Code Codice	Leather cat. 300	Leather cat. 400	Leather cat. 500
Seat and Backrest Seduta e Schienale				

Black Wood		3.822	3.864	3.990
Swamp Olive Ash	SE.100SVA010	3.822	3.864	3.990
Lacquered *		4.013	4.058	4.188

* Matching the seat material
Abbinamento al materiale del sedile

HENGE®

STRIP



TECHNICAL INFORMATION

Structure

Ø 2.5 cm heavy duty curved metal pipe frame.

Finish

Black Steel, Burnished Platino, Burnished Titanio.

Brass Hand-Burnished using traditional techniques. Seat padded with woven laser cut double thickness leather Durango, Nabuk, Camoscio, E-Type or Phantom

DIMENSIONS

Cm 56x56x70h

Seat cm 45h

Cm 56x60x61h

Seat cm 35h

Cm 56x56x84h

Seat cm 61h

INFORMAZIONI TECNICHE

Struttura

Tubo metallico ad alta resistenza di Ø 2,5 cm curvato.

Finitura

Acciaio brunito nero, platino brunito, titanio brunito. Ottone brunito a mano secondo le tecniche tradizionali. Seduta imbottita con finitura in pelle Durango, Nabuk, Camoscio, E-Type o Phantom intrecciata e lavorata al laser a doppio spessore.

DIMENSIONI

Cm 56x56x70h

Seduta cm 45h

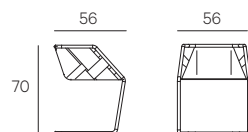
Cm 56x60x61h

Seduta cm 35h

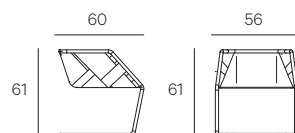
Cm 56x56x84h

Seduta cm 61h

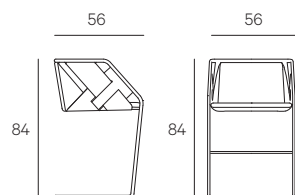
Strip Chair | Sedia 56x56x70h



Strip Chair Lounge | Sedia 56x60x61h



Strip Stool | Sedia 56x56x84h



Finishes Finiture	Code Codice	Cat. 300	Cat. 400	Cat. 500
---------------------	---------------	----------	----------	----------

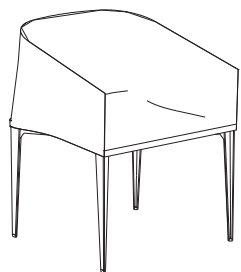
Black Burnished Steel	SE.020STC010	1989	2139	2362
Burnished Platino Burnished Titanio		2390	2539	2763
Burnished Brass		2299	2449	2672

Black Burnished Steel	SE.020STC020	2269	2425	2659
Burnished Platino Burnished Titanio		2459	2601	2815
Burnished Brass		2648	2807	3046

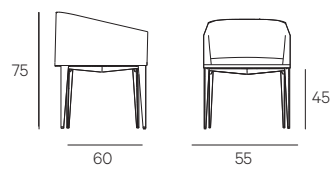
Black Burnished Steel	SE.020STS010	2643	2792	3016
Burnished Platino Burnished Titanio		3043	3193	3416
Burnished Brass		3010	3159	3383

Surcharge for Black Burnished Brass 3% from Burnished brass price
Maggiorazione per finitura ottone brunito nero 3% dal prezzo dell'ottone brunito

ZAGG



Zagg Chair | Sedia 55x60x75h



Code Codice	Leather cat. 300	Leather cat. 400	Leather cat. 500
SE.120DA010	1.783	1.947	2.233

TECHNICAL INFORMATION

Chair with base in solid wood and Steel and legs in Steel upholstered.

Finishes

Cover in the leather samples in the range.

DIMENSIONS

Cm 55x60x75h

Seat cm 45

INFORMAZIONI TECNICHE

Sedia con struttura in legno massello e acciaio e gambe in acciaio rivestite.

Finiture

Rivestimento nella gamma di pelli a campionario.

DIMENSIONI

Cm 55x60x75h

Seduta cm 45



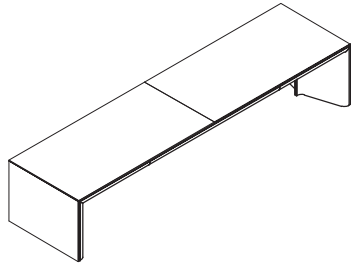
[Back to index](#)

Tables

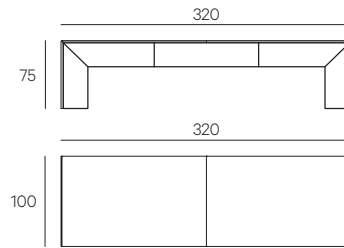
ALTER EGO
K-TABLE 2 BOARDS
K-TABLE 3 BOARDS
K-DRAWER
K-TABLE 1 BOARD
K-TABLE 2 BOARDS CONSOLLE
LY-TABLE WOOD
LY-TABLE WOOD - METAL MESH
LY-TABLE STONE - WOOD
GIBSON
GOTHAM
OXYMORON
S-PENNY
SAETTA
SISMA
SHIFT TABLE AND LOUNGE TABLE
SOPRANO
STEALTH
SYNAPSES
TED
TIME
ZENITH
ZENITH STONE BASE
LAZY SUSAN

HENGE®

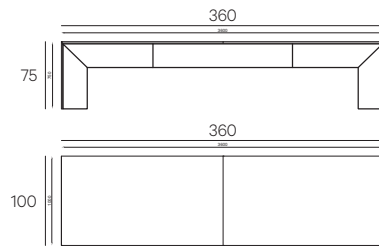
ALTER EGO



Dimensions | Dimensioni 320x100x75h



Dimensions | Dimensioni 360x100x75h



TECHNICAL INFORMATION

Structure

Burnished Platino/Titanio or Black Burnished Steel.

Finish

Stones from our range - 2cm thick

INFORMAZIONI TECNICHE

Struttura

Platino/Titanio brunito o ferro nero brunito.

Finitura

Pietre della nostra gamma - spessore 2 cm

Finishes Top Finitura Top	Code Codice	Stone	Special Stone	Limited Stone
------------------------------	---------------	-------	---------------	---------------

Structure | Struttura

Black Burnished Steel	TALT-22-001	33.580	41.202	49.672
Burnished Platino Burnished Titanio		39.092	46.714	55.184

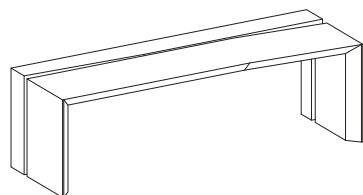
Structure | Struttura

Black Burnished Steel	TALT-22-002	34.373	42.644	51.834
Burnished Platino Burnished Titanio		39.885	48.156	57.346



HENGE®

K-TABLE 2 BOARDS



TECHNICAL INFORMATION

Frame

Solidwood, thickness 8 cm handcrafted on a 45 degree angle.

Finish

Heat treated woods as our samples, Swamp Oak and Swamp Elm oil finish based on natural wax and water.

DIMENSIONS

Cm 240x79x75h

Cm 280x79x75h

INFORMAZIONI TECNICHE

Struttura

Legno listellare spessore 8 cm lavorato a mano con taglio 45°.

Finitura

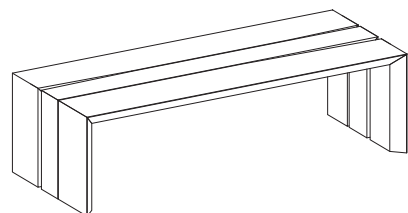
Legni termotrattati nelle finiture a campionario, rovere di palude e olmo di palude finiti ad olio a base di cera naturale ed acqua.

DIMENSIONI

Cm 240x79x75h

Cm 280x79x75h

K-TABLE 3 BOARDS



TECHNICAL INFORMATION

Dining table.

Frame

Solidwood, thickness 8 cm handcrafted on a 45 degree angle.

Finish

Heat treated woods as our samples, Swamp Oak and Swamp Elm oil finish based on natural wax and water.

DIMENSIONS

Cm 260x103x75h

Cm 320x103x75h

INFORMAZIONI TECNICHE

Tavolo uso pranzo.

Struttura

Legno listellare spessore 8 cm lavorato a mano con taglio 45°.

Finitura

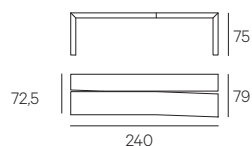
Legni termotrattati nelle finiture a campionario, rovere di palude e olmo di palude finiti ad olio a base di cera naturale ed acqua.

DIMENSIONI

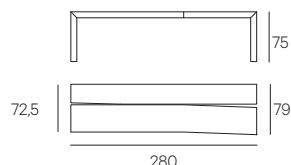
Cm 260x103x75h

Cm 320x103x75h

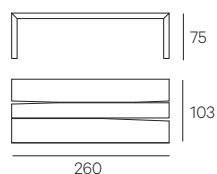
K-Table 240x79x75h



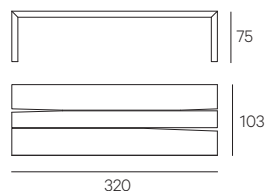
K-Table 280x79x75h



K-Table 260x103x75h



K-Table 320x103x75h



Finishes | Finiture

Code | Codice

Price | Prezzo

Wood types - Tipi di legno

Oak Thermowood	TV.030K2A010	10.354
Eucalyptus Thermowood		
Black Eucalyptus Thermowood		
Swamp Oak	12.338	
Swamp Elm		

Wood types - Tipi di legno

Oak Thermowood	TV.030K2A020	10.516
Eucalyptus Thermowood		
Black Eucalyptus Thermowood		
Swamp Oak	12.699	
Swamp Elm		

Finishes | Finiture

Code | Codice

Price | Prezzo

Wood types - Tipi di legno

Oak Thermowood	TV.030K3A010	12.505
Eucalyptus Thermowood		
Black Eucalyptus Thermowood		
Swamp Oak	14.031	
Swamp Elm		

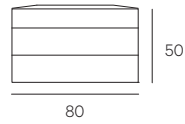
Wood types - Tipi di legno

Oak Thermowood	TV.030K3A020	12.825
Eucalyptus Thermowood		
Black Eucalyptus Thermowood		
Swamp Oak	14.237	
Swamp Elm		

HENGE®

K-DRAWER

K-Drawer | Cassetti 80x50h



Finishes Finiture	Code Codice	Price Prezzo
---------------------	---------------	----------------

Wood types - Tipi di legno

Oak Thermowood	MB.200KD010	3.484
Eucalyptus Thermowood		
Black Eucalyptus Thermowood		
Swamp Oak Swamp Elm		3.834

Burnished Brass	MB.200KD010	5.793
-----------------	-------------	-------

Surcharge for Black Burnished Brass 5% from Burnished brass price
Maggiorazione per finitura ottone brunito nero 5% dal prezzo dell'ottone brunito

TECHNICAL INFORMATION

Drawer K-Table

Structure

2 cm multilayer wood and traditionally hand-Burnished Brass

Drawer

2 cm multi-layered wood lacquered matt color slate. Soft-close slides.

DIMENSIONS

Cm 80x48x50h

INFORMAZIONI TECNICHE

Cassettiera K-Table

Struttura

Legno listellare spessore 2 cm e ottone brunito a mano secondo le tecniche tradizionali.

Cassetto

Sponde legno listellare 2 cm laccato opaco color lavagna. Guide rallentate.

DIMENSIONI

Cm 80x48x50h

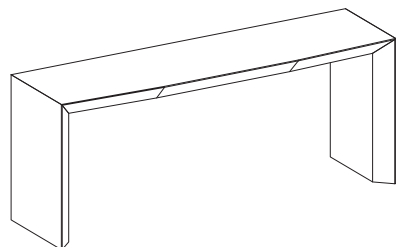


HENGE®

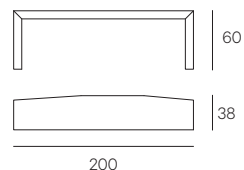
[Finishes | Finiture](#)
[Code | Codice](#)
[Price | Prezzo](#)

K-TABLE SOFA BACK H.60 - K-TABLE RETRODIVANO H.60

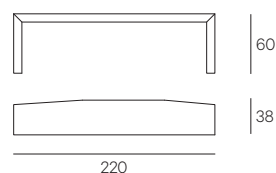
K-TABLE 1 BOARD



K-Table 200x38x60h



K-Table 220x38x60h



TECHNICAL INFORMATION

Console table and sofa back console.

Frame

Solidwood, thickness 8 cm handcrafted on a 45 degree angle.

Finish

Heat treated woods as our samples, Swamp Oak and Swamp Elm oil finish based on natural wax and water.

DIMENSIONS

Cm 200x38x60h

Cm 220x38x60h

Cm 200x38x80h

Cm 220x38x80h

INFORMAZIONI TECNICHE

Tavolo uso consolle e retrodivano.

Struttura

Legno listellare spessore 8 cm lavorato a mano con taglio 45°.

Finitura

Legni termotrattati nelle finiture a campionario, rovere di palude e olmo di palude finiti ad olio a base di cera naturale ed acqua.

DIMENSIONI

Cm 200x38x60h

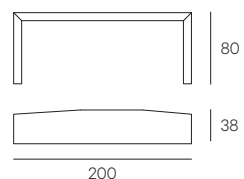
Cm 220x38x60h

Cm 200x38x80h

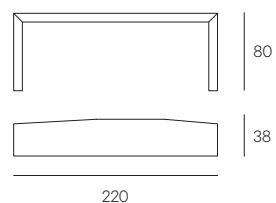
Cm 220x38x80h

K-TABLE CONSOLLE H.80

K-Table 200x38x80h



K-Table 220x38x80h



Wood types - Tipi di legno

Oak Thermowood	TV.030K1A030	5.293
Eucalyptus Thermowood		
Black Eucalyptus Thermowood		
Swamp Oak	6.012	
Swamp Elm		

Wood types - Tipi di legno

Oak Thermowood	TV.030K1A040	5.560
Eucalyptus Thermowood		
Black Eucalyptus Thermowood		
Swamp Oak	6.339	
Swamp Elm		

Wood types - Tipi di legno

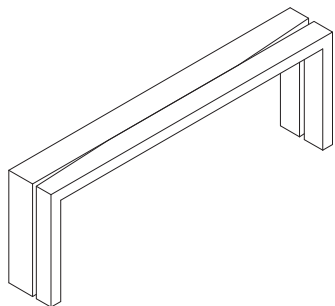
Oak Thermowood	TV.030K1A010	5.304
Eucalyptus Thermowood		
Black Eucalyptus Thermowood		
Swamp Oak	6.105	
Swamp Elm		

Wood types - Tipi di legno

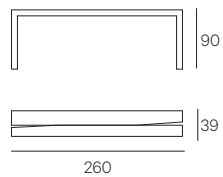
Oak Thermowood	TV.030K1A020	5.577
Eucalyptus Thermowood		
Black Eucalyptus Thermowood		
Swamp Oak	6.454	
Swamp Elm		

HENGE[®]

K-TABLE 2 BOARDS CONSOLLE



K-Table Consolle 260x39x90h



Finishes | Finiture

Code | Codice

Price | Prezzo

Wood types - Tipi di legno

Oak Thermowood	TV.030K2A015	10.899
Eucalyptus Thermowood		
Black Eucalyptus Thermowood		
Swamp Oak	12.534	
Swamp Elm		

TECHNICAL INFORMATION

Frame

Solidwood, thickness 8 cm handcrafted on a 45 degree angle.

Finish

Heat treated woods as our samples, Swamp Oak and Swamp Elm oil finish based on natural wax and water.

DIMENSIONS

Cm 260x39x90h

INFORMAZIONI TECNICHE

Struttura

Legno listellare spessore 8 cm lavorato a mano con taglio 45°.

Finitura

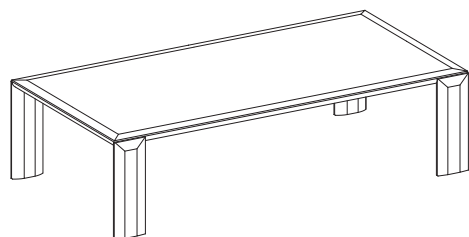
Legni termotrattati nelle finiture a campionario, rovere di palude e olmo di palude finiti ad olio a base di cera naturale ed acqua.

DIMENSIONI

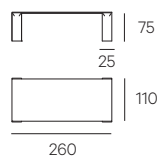
Cm 260x39x90h

HENGE®

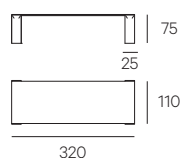
LY-TABLE WOOD



LY-Table 260x110x75h



LY-Table 320x110x75h



TECHNICAL INFORMATION

Frame

In metal and solid wood with shaped legs and sides.

Finish

Heat treated woods as our samples, Swamp Oak and Swamp Elm oil finish based on natural wax and water.

Top

In solidwood, thickness 2 cm, edge profile shaped

Finish

Heat treated woods as our samples and Swamp Oak oil finish based on natural wax and water.

DIMENSIONS

Cm 260x110x75h

Cm 320x110x75h

INFORMAZIONI TECNICHE

Struttura

Metallo e legno massello con sagomatura di gambe e struttura.

Finitura

Legni termotrattati nelle finiture a campionario, rovere di palude e olmo di palude finiti ad olio a base di cera naturale ed acqua.

Piano

In legno listellare spessore 2 cm profilo perimetrale sagomato.

Finitura

Legni termotrattati nelle finiture a campionario e rovere di palude, finiti ad olio a base di cera naturale ed acqua.

DIMENSIONI

Cm 260x110x75h

Cm 320x110x75h

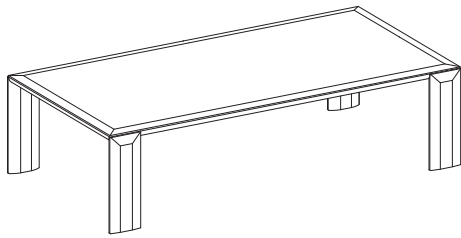
Code Codice	Finishes combination Combinazioni di finitura		Price Prezzo
	Legs Gambe	Top Piano	

TV.010LY020	Oak Thermowood	Oak Thermowood	8.289
	Eucalyptus Thermowood	Eucalyptus Thermowood	
	Black Eucalyptus Thermowood	Black Eucalyptus Thermowood	
	Swamp Oak Swamp Elm	Swamp Oak Swamp Elm	9.905

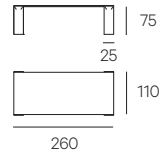
TV.010LY030	Oak Thermowood	Oak Thermowood	9.478
	Eucalyptus Thermowood	Eucalyptus Thermowood	
	Black Eucalyptus Thermowood	Black Eucalyptus Thermowood	
	Swamp Oak Swamp Elm	Swamp Oak Swamp Elm	12.447

HENGE®

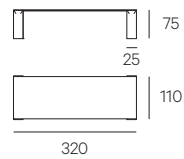
LY-TABLE WOOD - METAL MESH



LY-Table 260x110x75h



LY-Table 320x110x75h



TECHNICAL INFORMATION

Frame

In metal and solid wood with shaped legs and sides.

External finish

Heat treated woods as our samples, Swamp Oak and Swamp Elm oil finish based on natural wax and water.

Internal finish

Black Burnished Steel mesh tweed pattern.

Top

In solidwood, thickness 2 cm, edge profile shaped.

Finish

Heat treated woods as our samples and Swamp Oak oil finish based on natural wax and water.

DIMENSIONS

Cm 260x110x75h

Cm 320x110x75h

INFORMAZIONI TECNICHE

Struttura

Metallo e legno massello con sagomatura di gambe e struttura.

Finitura Esterna

Legni termotrattati nelle finiture a campionario, rovere di palude e olmo di palude finiti ad olio a base di cera naturale ed acqua.

Finitura Interna

Maglia d'acciaio tweed brunita.

Piano

In legno listellare spessore 2 cm profilo perimetrale sagomato.

Finitura

Legni termotrattati nelle finiture a campionario e rovere di palude, finiti ad olio a base di cera naturale ed acqua.

DIMENSIONI

Cm 260x110x75h

Cm 320x110x75h

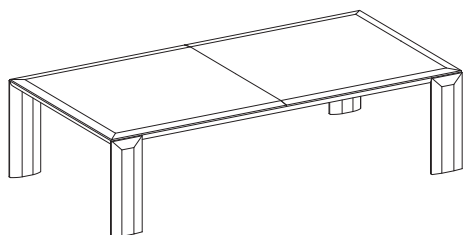
Code Codice	Finishes combination Combinazioni di finitura			Price Prezzo
	Legs inner Interno gambe	Legs outer Esterno gambe	Top Piano	

TV.010LY020	Tweed burnished Steel mesh	Oak Thermowood	Oak Thermowood	12.341
		Eucalyptus Thermowood	Eucalyptus Thermowood	
	Tweed burnished Steel mesh	Black Eucalyptus Thermowood	Black Eucalyptus Thermowood	14.552
		Swamp Oak	Swamp Oak	
		Swamp Elm	Swamp Elm	

TV.010LY030	Tweed burnished Steel mesh	Oak Thermowood	Oak Thermowood	13.724
		Eucalyptus Thermowood	Eucalyptus Thermowood	
	Tweed burnished Steel mesh	Black Eucalyptus Thermowood	Black Eucalyptus Thermowood	16.159
		Swamp Oak	Swamp Oak	
		Swamp Elm	Swamp Elm	

HENGE®

LY-TABLE STONE - WOOD



TECHNICAL INFORMATION

Frame

In metal, solid wood and stone with shaped legs and sides.

External legs finish

Stones from our range (excluded Titanio).

Internal finish

Heat treated woods as our samples, Swamp Oak and Swamp Elm oil finish based on natural wax and water.

Top

In stone, thickness 2 cm, shaped surround profile.

Finish

Stones from our range (excluded Titanio).

DIMENSIONS

Cm 210x160x75h

Cm 260x110x75h

Cm 320x110x75h

INFORMAZIONI TECNICHE

Struttura

Metallo, legno massello e pietra con sagomatura di gambe e struttura.

Finitura Esterna gambe

Pietre nelle finiture a campionario (escluso Titanio).

Finitura Interna

Legni termotrattati nelle finiture a campionario, rovere di palude e olmo di palude finiti ad olio a base di cera naturale ed acqua.

Piano

In pietra spessore 2 cm profilo perimetrale sagomato.

Finitura

Pietre nelle finiture a campionario (escluso Titanio).

DIMENSIONI

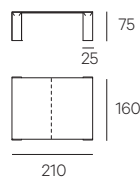
Cm 210x160x75h

Cm 260x110x75h

Cm 320x110x75h

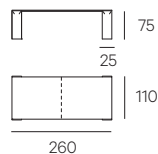
Code Codice	Finishes combination Combinazioni di finitura			Price Prezzo
	Legs inner Interno gambe	Legs outer Esterno gambe	Top Piano	

LY-Table 210x160x75h *



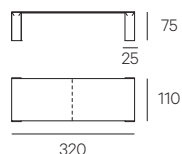
TV.010LY010	Oak Thermowood			
	Eucalyptus Thermowood	Stone	Stone	22.212
	Black Eucalyptus Thermowood			
	Swamp Oak Swamp Elm	Stone	Stone	22.971

LY-Table 260x110x75h *



TV.010LY020	Oak Thermowood			
	Eucalyptus Thermowood	Stone	Stone	22.211
	Black Eucalyptus Thermowood			
	Swamp Oak Swamp Elm	Stone	Stone	22.971

LY-Table 320x110x75h *

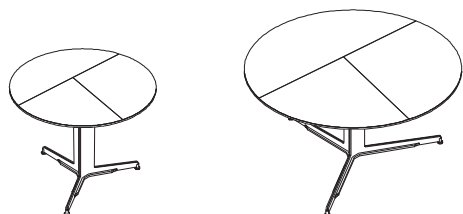


TV.010LY030	Oak Thermowood			
	Eucalyptus Thermowood	Stone	Stone	25.114
	Black Eucalyptus Thermowood			
	Swamp Oak Swamp Elm	Stone	Stone	25.875

* Any request for monolithical top, has to be assessed by reference to the chosen material and the availability of the slab at the moment of the order confirmation. Eventuali richieste del top in lastra unica da valutare in riferimento al tipo di materiale e alla disponibilità delle lastre alla conferma dell'ordine.

HENGE®

GIBSON



TECHNICAL INFORMATION

Structure

Structure Black Burnished Steel.

Top

In 2 cm thickness wood veneered.

Top finishes

Oak Thermowood, Eucalyptus Thermowood, Black Eucalyptus thermowood, Swamp Oak, Swamp Elm or H-Pioma. Stones from our range.

DIMENSIONS

Cm Ø 80x65h

Cm Ø 80x75h

Cm Ø 120x65h

Cm Ø 120x75h

Cm 200x100x65h

Cm 200x100x75h

INFORMAZIONI TECNICHE

Struttura

Struttura in Acciaio brunito nero.

Top

Piano listellare spessore 2cm.

Finiture top

Rovere termizzato, eucalpto termizzato, eucalpto nero termizzato, finite ad olio a base cera naturale ed acqua, rovere di palude, olmo di palude o Stone Oak, H-Pioma.

Pietre nelle finiture a campionario.

DIMENSIONI

Cm Ø 80x65h

Cm Ø 80x75h

Cm Ø 120x65h

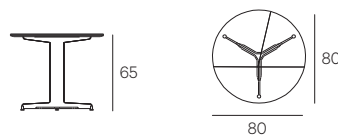
Cm Ø 120x75h

Cm 200x100x65h

Cm 200x100x75h

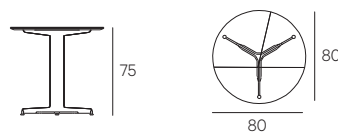
Finishes Finiture	Code Codice	Thermowood	Swamp Oak Swamp Elm	H-Pioma
Top Finishes Finiture Top				

Table | Tavolo Ø 80x65h



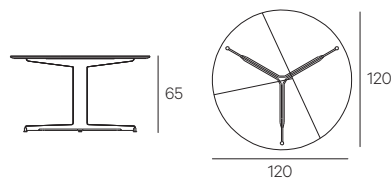
Black Burnished Steel	TA.210GBB080	4.496	4.920	5.306
-----------------------	--------------	-------	-------	-------

Table | Tavolo Ø 80x75h



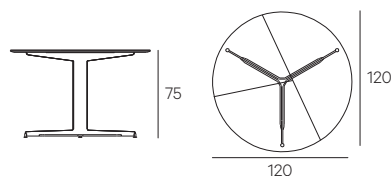
Black Burnished Steel	TA.210GBA080	4.617	5.041	5.429
-----------------------	--------------	-------	-------	-------

Table | Tavolo Ø 120x65h



Black Burnished Steel	TA.210GBB120	5.148	5.891	6.609
-----------------------	--------------	-------	-------	-------

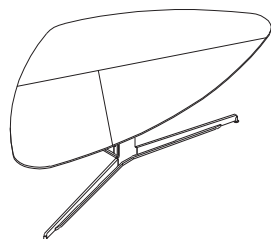
Table | Tavolo Ø 120x75h



Black Burnished Steel	TA.210GBA120	5.330	6.073	6.791
-----------------------	--------------	-------	-------	-------

HENGE®

GIBSON



TECHNICAL INFORMATION

Structure

Structure Black Burnished Steel.

Top

In 2 cm thickness wood veneered.

Top finishes

Oak Thermowood, Eucalyptus Thermowood, Black Eucalyptus Thermowood, Swamp Oak, Swamp Elm or H-Piuma.

DIMENSIONS

Cm Ø 80x65h

Cm Ø 80x75h

Cm Ø 120x65h

Cm Ø 120x75h

Cm 200x100x65h

Cm 200x100x75h

INFORMAZIONI TECNICHE

Struttura

Struttura in Acciaio brunito nero.

Top

Piano listellare spessore 2cm.

Finiture top

Rovere termizzato, eucalipto termizzato, eucalipto nero termizzato, finite ad olio a base cera naturale ed acqua, rovere di palude, olmo di palude o Stone Oak, H-Piuma.

DIMENSIONI

Cm Ø 80x65h

Cm Ø 80x75h

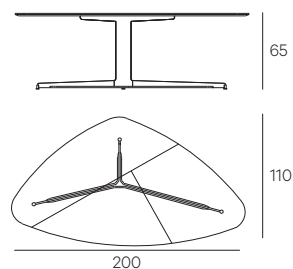
Cm Ø 120x65h

Cm Ø 120x75h

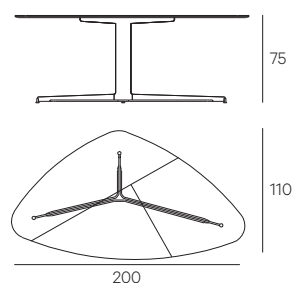
Cm 200x100x65h

Cm 200x100x75h

Coffee table | Tavolino Ø 200x110x65h



Coffee table | Tavolino Ø 200x110x75h



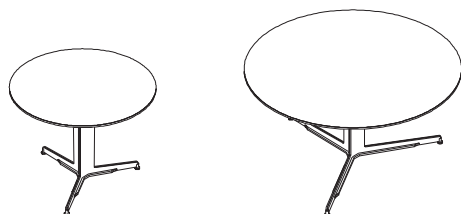
Finishes Finiture	Code Codice	Thermowood	Swamp Oak Swamp Elm	H-Piuma
Top Finishes Finiture Top				

Black Burnished Steel	TA.210GBB200	6.719	7.993	8.667
-----------------------	--------------	-------	-------	-------

Black Burnished Steel	TA.210GBA200	6.901	8.175	8.850
-----------------------	--------------	-------	-------	-------

HENGE®

GIBSON



TECHNICAL INFORMATION

Structure

Structure Black Burnished Steel.

Top

In 2 cm thickness stone.

Top finishes

Stones from our range.

DIMENSIONS

Cm Ø 80x65h

Cm Ø 80x75h

Cm Ø 120x65h

Cm Ø 120x75h

Cm 200x100x65h

Cm 200x100x75h

INFORMAZIONI TECNICHE

Struttura

Struttura in Acciaio brunito nero.

Top

Piano spessore 2 cm.

Finiture top

Pietre nelle finiture a campionario.

DIMENSIONI

Cm Ø 80x65h

Cm Ø 80x75h

Cm Ø 120x65h

Cm Ø 120x75h

Cm 200x100x65h

Cm 200x100x75h

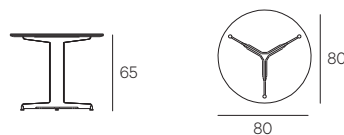
Finishes | Finiture

Code | Codice

Stone

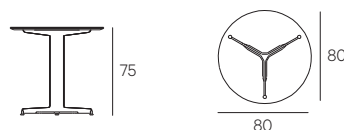
Top Finishes | Finiture Top

Coffee table | Tavolino Ø 80x65h



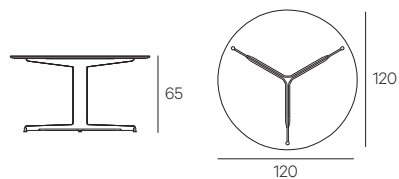
Black Burnished Steel	TA.210GBB080M	9.474
-----------------------	---------------	-------

Coffee table | Tavolino Ø 80x75h



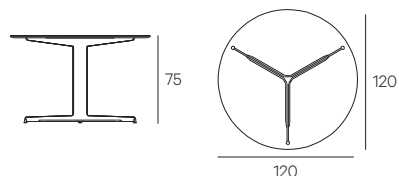
Black Burnished Steel	TA.210GBA080M	9.939
-----------------------	---------------	-------

Coffee table | Tavolino Ø 120x65h



Black Burnished Steel	TA.210GBB120M	12.164
-----------------------	---------------	--------

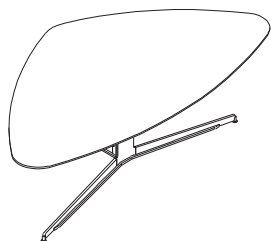
Coffee table | Tavolino Ø 120x75h



Black Burnished Steel	TA.210GBA120M	12.771
-----------------------	---------------	--------

HENGE®

GIBSON



TECHNICAL INFORMATION

Structure

Structure Black Burnished Steel.

Top

In 2 cm thickness stone.

Top finishes

Stones from our range.

DIMENSIONS

Cm Ø 80x65h

Cm Ø 80x75h

Cm Ø 120x65h

Cm Ø 120x75h

Cm 200x100x65h

Cm 200x100x75h

INFORMAZIONI TECNICHE

Struttura

Struttura in Acciaio brunito nero.

Top

Piano spessore 2 cm.

Finiture top

Pietre nelle finiture a campionario.

DIMENSIONI

Cm Ø 80x65h

Cm Ø 80x75h

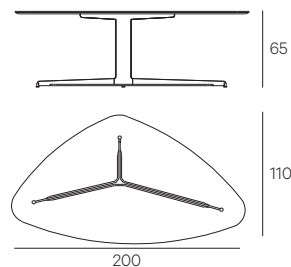
Cm Ø 120x65h

Cm Ø 120x75h

Cm 200x100x65h

Cm 200x100x75h

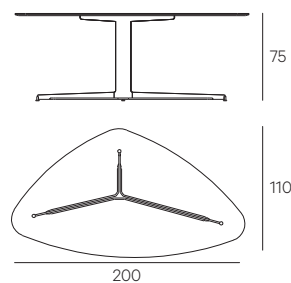
Coffee table | Tavolino Ø 200x110x65h



Finishes Finiture	Code Codice	Stone
Top Finishes Finiture Top		

Black Burnished Steel	TA.210GBB200M	12.801
-----------------------	---------------	--------

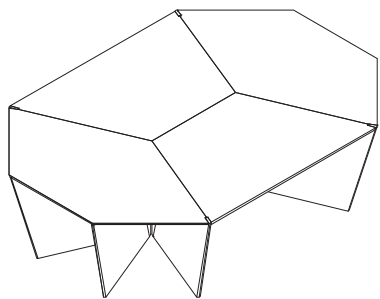
Coffee table | Tavolino Ø 200x110x75h



Black Burnished Steel	TA.210GBA200M	13.444
-----------------------	---------------	--------

HENGE®

GOTHAM



TECHNICAL INFORMATION

Metal structure

Top support and leg fins in black burnished steel.

Top

Top available in stones from our range

Legs

Cast glass in grey or green color.

INFORMAZIONI TECNICHE

Struttura in metallo

Supporto top e alette gambe in acciaio brunito nero

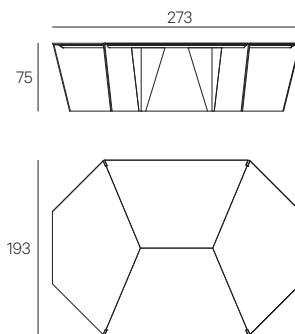
Top

Piano disponibile con pietre della nostra gamma

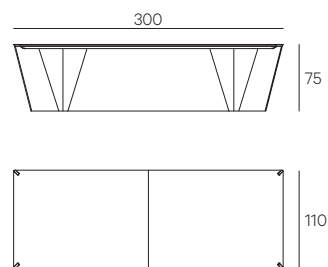
Gambe

Vetro fuso di colore grigio o verde

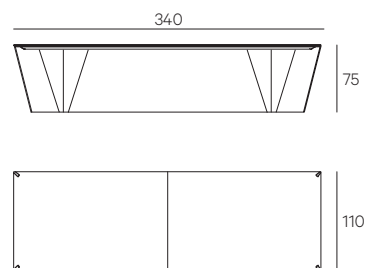
Dimensions | Dimensioni Ø 273x190x75h



Dimensions | Dimensioni 300x110x75h



Dimensions | Dimensioni 340x110x75h



Finishes Top Finitura Top	Code Codice	Stone	Special Stone	Limited Stone
------------------------------	---------------	-------	---------------	---------------

Legs | Gambe

Cast glass Grey or green	TGOT-22-001	40.904	49.524	59.103
-----------------------------	-------------	--------	--------	--------

Legs | Gambe

Cast glass Grey or green	TGOT-22-002	27.461	32.813	38.760
-----------------------------	-------------	--------	--------	--------

Legs | Gambe

Cast glass Grey or green	TGOT-22-003	29.132	35.197	41.937
-----------------------------	-------------	--------	--------	--------



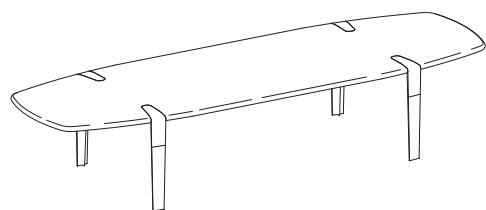
HENGE®

 Finishes Top
Finitura Top

Code | Codice

 Sand cast
Bronze

OXYMORON



TECHNICAL INFORMATION

Structure

Steel frame with legs in Sand cast bronze

Top

6 cm thickness solidwood Forest Fusion,
Forest fusion black or H-Piuma

DIMENSIONS

Cm 380x120x75h
Cm 330x120x75h
Cm 300x110x75h
Cm 250x110x75h
Cm 330x150x75h
Cm 300x150x75h
Cm 250x150x75h

INFORMAZIONI TECNICHE

Struttura

Struttura in acciaio con gambe bronzo
con fusione a terra

Top

In legno multistrato spessore 6 cm finitura Forest Fusion,
Forest fusion black o H-Piuma

DIMENSIONI

Cm 380x120x75h
Cm 330x120x75h
Cm 300x110x75h
Cm 250x110x75h
Cm 330x150x75h
Cm 300x150x75h
Cm 250x150x75h

Table | Tavolo 380x120x75h

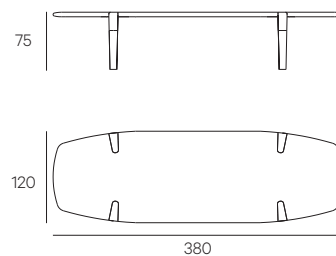
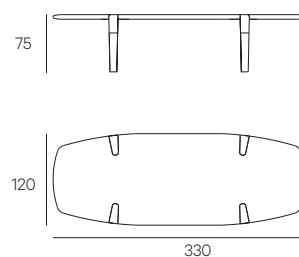


Table | Tavolo 330x120x75h



Surcharge for forest fusion black 3%
Maggiorazione per forest fusion black 3%

Wood types - Tipi di legno

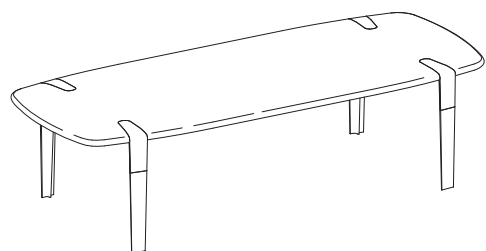
Forest Fusion	TV.150OXY380	36.539
H-Piuma		33.066

Wood types - Tipi di legno

Forest Fusion	TV.150OXY330	34.981
H-Piuma		31.859

HENGE®

OXYMORON



TECHNICAL INFORMATION

Structure

Steel frame with legs in Sand cast bronze

Top

6 cm thickness solidwood Forest Fusion,
Forest fusion black or H-Piuma

DIMENSIONS

Cm 380x120x75h
Cm 330x120x75h
Cm 300x110x75h
Cm 250x110x75h
Cm 330x150x75h
Cm 300x150x75h
Cm 250x150x75h

INFORMAZIONI TECNICHE

Struttura

Struttura in acciaio con gambe bronzo
con fusione a terra

Top

In legno multistrato spessore 6 cm finitura Forest Fusion,
Forest fusion black o H-Piuma

DIMENSIONI

Cm 380x120x75h
Cm 330x120x75h
Cm 300x110x75h
Cm 250x110x75h
Cm 330x150x75h
Cm 300x150x75h
Cm 250x150x75h

Finishes Top | Finitura Top

Code | Codice

Sand cast
Bronze

Table | Tavolo 300x110x75h

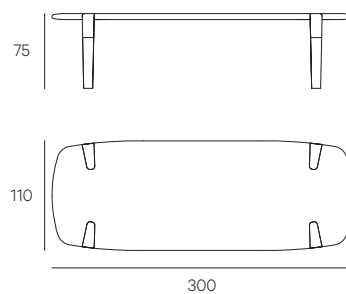
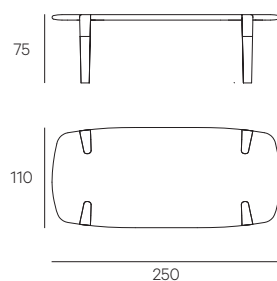


Table | Tavolo 250x110x75h



Surcharge for forest fusion black 3%
Maggiorazione per forest fusion black 3%

Wood types - Tipi di legno

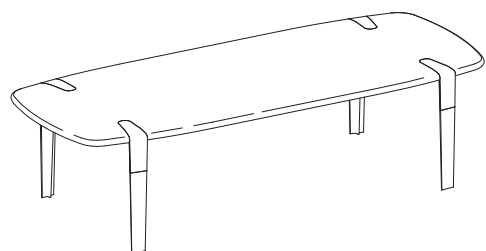
Forest Fusion	TV.1500XX300	32.836
H-Piuma		30.085

Wood types - Tipi di legno

Forest Fusion	TV.1500XX250	31.457
H-Piuma		29.031

HENGE®

OXYMORON



TECHNICAL INFORMATION

Structure

Steel frame with legs in Sand cast bronze

Top

6 cm thickness solidwood Forest Fusion, Forest fusion black or H-Piuma

DIMENSIONS

Cm 380x120x75h
 Cm 330x120x75h
 Cm 300x110x75h
 Cm 250x110x75h
 Cm 330x150x75h
 Cm 300x150x75h
 Cm 250x150x75h

INFORMAZIONI TECNICHE

Struttura

Struttura in acciaio con gambe bronzo con fusione a terra

Top

In legno multistrato spessore 6 cm finitura Forest Fusion, o Forest fusion black o H-Piuma

DIMENSIONI

Cm 380x120x75h
 Cm 330x120x75h
 Cm 300x110x75h
 Cm 250x110x75h
 Cm 330x150x75h
 Cm 300x150x75h
 Cm 250x150x75h

Table | Tavolo 330x150x75h

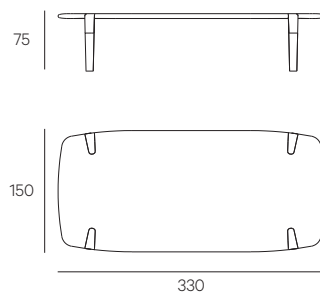


Table | Tavolo 300x150x75h

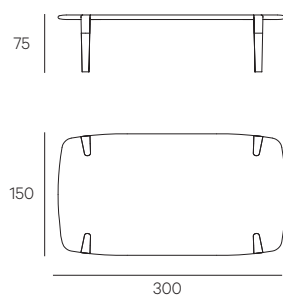
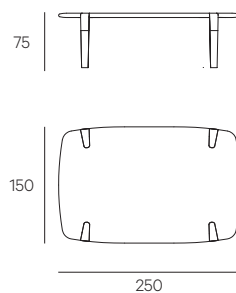


Table | Tavolo 250x150x75h



Finishes Top | Finitura Top

Code | Codice

Sand cast
Bronze

Wood types - Tipi di legno

Forest Fusion	TV.150OXV330	38.081
H-Piuma		34.433

Wood types - Tipi di legno

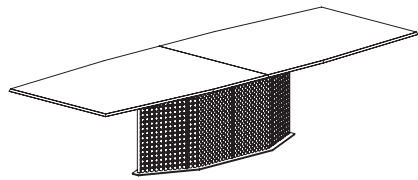
Forest Fusion	TV.150OXV300	35.691
H-Piuma		32.298

Wood types - Tipi di legno

Forest Fusion	TV.150OXV250	33.752
H-Piuma		30.785

HENGE®

S-PENNY



TECHNICAL INFORMATION

Structure

Internal structure in Steel hand-Burnished using traditional techniques, casing in Brass or H-Silver®: pure 99.9% silver on Brass, burnished by hand using traditional techniques, which is a result of an exclusive HENGE recipe. Undertop in black lacquered 3 cm thick solidwood. 2 cm thick stone top.

Top

Stones as per our samples (Titanio stone excluded).

Heat treated woods as our samples, Swamp Oak and Swamp Elm oil finish based on natural wax and water.

DIMENSIONS

Cm 340x120x75h

Cm 280x120x75h

INFORMAZIONI TECNICHE

Struttura

Carter in ottone brunito a mano o H-Silver®, argento (purissimo) 99,9% su ottone, brunito a mano utilizzando tecniche tradizionali, frutto di una ricetta esclusiva HENGE. Struttura interna in acciaio brunito nero finitura ottone a mano secondo le tecniche tradizionali, sottotop sp. 3 cm laccato nero opaco.

Piano in pietra sp. 2 cm.

Piano

Pietre come da campionario nei colori e nelle finiture (escluso Titanio).

Legni termotrattati nelle finiture a campionario, rovere di palude e olmo di palude finiti ad olio a base di cera naturale ed acqua.

DIMENSIONI

Cm 340x120x75h

Cm 280x120x75h

Finishes Top | Finitura Top

Code | Codice

Burnished Brass

H-Silver®

Structure | Struttura

Table | Tavolo 340x120x75h *

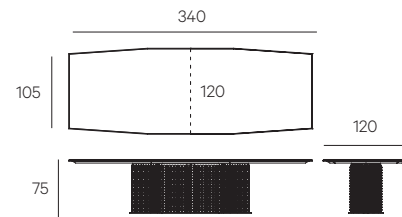
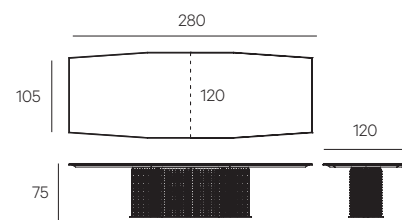


Table | Tavolo 280x120x75h *



Wood types - Tipi di legno

Oak Thermowood	TV.050SP020	24.533	27.024
Heat treated Eucalyptus			
Black Eucalyptus			
Swamp Oak	TV.050SP020	25.010	27.502
Swamp Elm			

Stone Top	TV.050SP020	31.684	34.177
-----------	-------------	--------	--------

Wood types - Tipi di legno

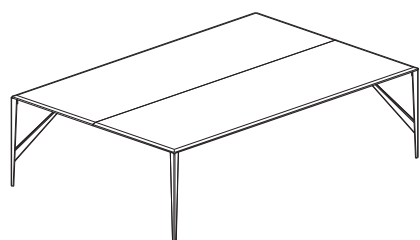
Oak Thermowood	TV.050SP010	22.622	25.114
Heat treated Eucalyptus			
Black Eucalyptus			
Swamp Oak	TV.050SP010	23.016	25.507
Swamp Elm			

Stone Top	TV.050SP010	29.251	31.742
-----------	-------------	--------	--------

* Any request for monolithical top, has to be assessed by reference to the choosen material and the availability of the slab at the moment of the order confirmation. Eventuali richieste del top in lastra unica da valutare in riferimento al tipo di materiale e alla disponibilità delle lastre alla conferma dell'ordine.

HENGE®

SAETTA



TECHNICAL INFORMATION

Structure

Metal pipe.

Legs

Legs in Sand cast Brass and Bronze.

Top

Stones as per our samples. (Titanio stone excluded).

DIMENSIONS

Cm 180x180x75h

Cm 270x180x75h

Ø cm 220x75h

INFORMAZIONI TECNICHE

Struttura

Tubolare metallo.

Gambe

In ottone e bronzo con fusione a terra.

Top

Pietre come da campionario nei colori e nelle finiture a campionario (escluso Titanio).

DIMENSIONI

Cm 180x180x75h

Cm 270x180x75h

Ø cm 220x75h

Table | Tavolo 180x180x75h

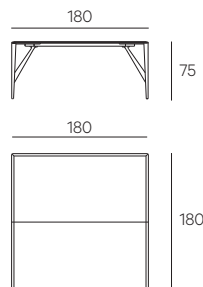


Table | Tavolo 270x180x75h

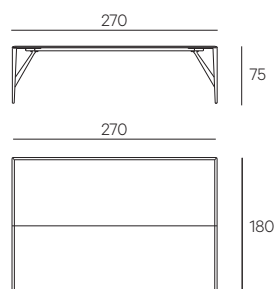
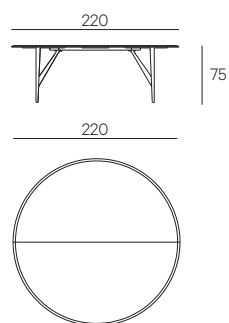


Table | Tavolo Ø 220x75h



Finishes Top Finitura Top	Code Codice	Sendcasting Brass	Sendcasting Bronze
		Structure Struttura	

Stone Top	TV.120SA010	22.847	24.122
-----------	-------------	--------	--------

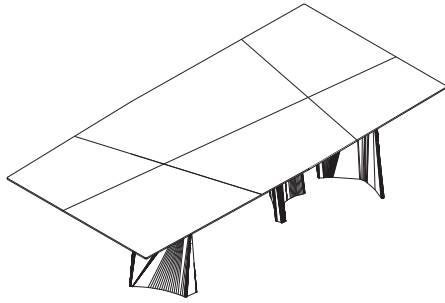
Stone Top	TV.120SA020	27.869	29.143
-----------	-------------	--------	--------

Stone Top	TV.120SA030	27.505	28.779
-----------	-------------	--------	--------

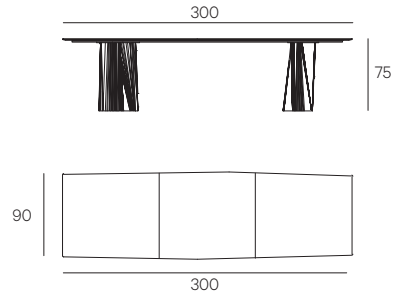
* Any request for monolithic top, has to be assessed by reference to the choosen material and the availability of the slab at the moment of the order confirmation. Eventuali richieste del top in lastra unica da valutare in riferimento al tipo di materiale e alla disponibilità delle lastre alla conferma dell'ordine.

HENGE®

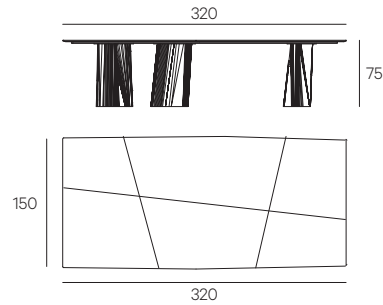
SISMA



Dimensions | Dimensioni 300x90x75h



Dimensions | Dimensioni 320x150x75h



TECHNICAL INFORMATION

Structure

Two or three legs (depending on the length) in Rapolano travertine.

Top

Top available in Rapolano VS, or sand cast peltro

NOTE

* The Sand Cast Peltro top is made with units of 1 meter each

** Tables longer than 3 meters have 3 legs

*** For table width longer than 1 meter the top will be splint in 6 pcs.

INFORMAZIONI TECNICHE

Struttura

Due o tre gambe in travertino Rapolano dipendentemente dalla lunghezza.

Piano

Top disponibile in Rapolano VS, legno o fusione di peltro.

NOTE

* Il piano in Sand Cast Peltro è realizzato con unità da 1 metro ciascuna

** I tavoli più lunghi di 3 metri hanno 3 gambe

*** Per i tavoli di larghezza superiore di 1 metro il piano sarà diviso in 6 pezzi

Finishes Top | Finitura Top

Code | Codice

Rapolano

Legs | Gambe

Top

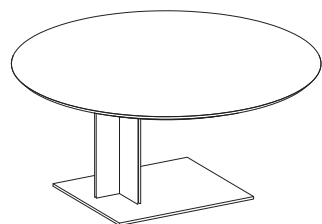
Rapolano VS	TSSA-22-001	36.598
Sand cast Peltro		36.784

Top

Rapolano VS	TSSA-22-002	51.920
Sand cast Peltro		47.944

HENGE®

SHIFT and Lounge Table



TECHNICAL INFORMATION

Structure

Structure in Black Burnished Steel by hand using traditional techniques.

Top

Marble stone and granites as per our samples. Lounge version with swivel top.

DIMENSIONS

Cm Ø 140x65h swivel

Cm Ø 160x65h swivel

Cm Ø 160x75h

Cm Ø 180x75h

Cm Ø 200x75h

SIZES CAN BE CUSTOMIZED

INFORMAZIONI TECNICHE

Struttura

Struttura in acciaio brunito nero a mano secondo le tecniche tradizionali.

Top

Marmi e graniti nei colori e nelle finiture a campionario. Girevole nella versione lounge.

DIMENSIONI

Cm Ø 140x65h girevole

Cm Ø 160x65h girevole

Cm Ø 160x75h

Cm Ø 180x75h

Cm Ø 200x75h

PERSNALIZZABILE A DISEGNO

Swivel table | Tavolo girevole Ø 140x65h



Stone top - Piano in pietra

Stone top	TV.130SH140	8.909
-----------	-------------	-------

Swivel table | Tavolo girevole Ø 160x65h



Stone top - Piano in pietra

Stone top	TV.130SH160	11.811
-----------	-------------	--------

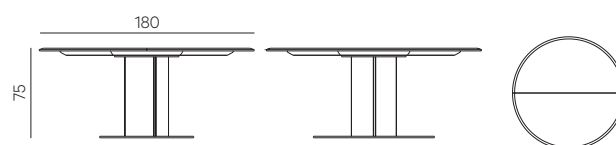
Fix table | Tavolo fisso Ø 160x75h



Stone top - Piano in pietra

Stone top	TV.132SH160	12.788
-----------	-------------	--------


Fix table | Tavolo fisso Ø 180x75h



Stone top - Piano in pietra

Stone top	TV.132SH180	15.588
-----------	-------------	--------

Fix table | Tavolo fisso Ø 200x75h



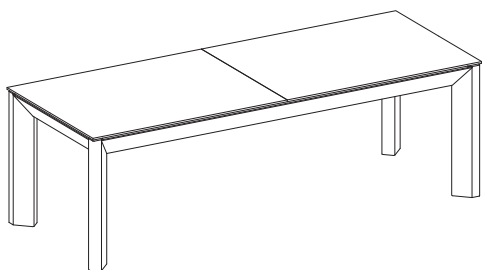
Stone top - Piano in pietra

Stone top	TV.132SH200	18.881
-----------	-------------	--------

* Any request for monolithic top, has to be assessed by reference to the choosen material and the availability of the slab at the moment of the order confirmation. Eventuali richieste del top in lastra unica da valutare in riferimento al tipo di materiale e alla disponibilità delle lastre alla conferma dell'ordine.

HENGE®

SOPRANO



TECHNICAL INFORMATION

Structure

Solid wood

Finish

Heat treated woods as our samples, Swamp Oak and Swamp Elm oil finish based on natural wax and water. Leather with finishes from the samples available.

Wood Top

Solidwood top, thickness 2 cm surround profile with lowered section.

Finish

Heat treated woods as our samples, Swamp Oak and Swamp Elm oil finish based on natural wax and water.

Stone Top

Top in stone thickness 2 cm surround profile with lowered section.

Finish

Stones as per our samples.

DIMENSIONS

Cm 160x110x77h

Cm 180x110x77h

Cm 210x110x77h

Cm 240x110x77h

Cm 300x110x77h

Cm 160x160x77h

Cm 180x180x77h

INFORMAZIONI TECNICHE

Struttura

Legno massello

Finitura

Legni termotrattati nelle finiture a campionario, rovere di palude e olmo di palude finiti ad olio a base di cera naturale ed acqua. Pelle nelle finiture di gamma a campionario.

Piano in legno

In legno listellare spessore 2 cm profilo perimetrale a sezione ribassata.

Finitura

Legni termotrattati nelle finiture a campionario, rovere di palude e olmo di palude finiti ad olio a base di cera naturale ed acqua.

Piano in pietra

In pietra spessore 2 cm profilo perimetrale a sezione ribassata.

Finitura

Pietre nella gamma a campionario.

DIMENSIONI

Cm 160x110x77h

Cm 180x110x77h

Cm 210x110x77h

Cm 240x110x77h

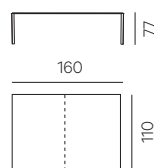
Cm 300x110x77h

Cm 160x160x77h

Cm 180x180x77h

Finishes Top Finitura Top	Code Codice	Thermowood Legni termizzati	Swamp Oak Swamp Elm	Leather cat. 300	Leather cat. 400	Leather cat. 500
Structure Struttura						

Table | Tavolo 160x110x77h



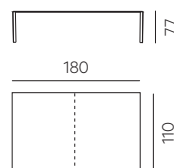
Wood types - Tipi di legno

Wood type	Code	Thermowood	Swamp Oak	Leather cat. 300	Leather cat. 400	Leather cat. 500
Oak Thermowood	TV.060SO010	4.000	--	4.955	5.082	5.367
Eucalyptus Thermowood						
Eucalyptus Thermowood						
Swamp Oak	TV.060SO010	--	4.731	5.686	5.816	6.100
Swamp Elm						

Marble and stone - Marmi e pietre

Stone top	Code	Thermowood	Swamp Oak	Leather cat. 300	Leather cat. 400	Leather cat. 500
Stone top	TV.060SO010	8.976	9.709	9.927	10.049	10.333

Table | Tavolo 180x110x77h



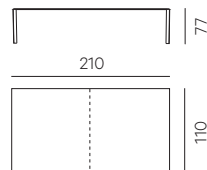
Wood types - Tipi di legno

Wood type	Code	Thermowood	Swamp Oak	Leather cat. 300	Leather cat. 400	Leather cat. 500
Oak Thermowood	TV.060SO020	4.485	--	5.343	5.476	5.781
Eucalyptus Thermowood						
Black Eucalyptus Thermowood						
Swamp Oak	TV.060SO020	--	5.281	6.140	6.273	6.578
Swamp Elm						

Marble and stone - Marmi e pietre

Stone top	Code	Thermowood	Swamp Oak	Leather cat. 300	Leather cat. 400	Leather cat. 500
Stone top	TV.060SO020	10.845	11.642	11.703	11.903	12.208

Table | Tavolo 210x110x77h



Wood types - Tipi di legno

Wood type	Code	Thermowood	Swamp Oak	Leather cat. 300	Leather cat. 400	Leather cat. 500
Oak Thermowood	TV.060SO030	5.207	--	5.882	6.019	6.342
Eucalyptus Thermowood						
Black Eucalyptus Thermowood						
Swamp Oak	TV.060SO030	--	6.101	6.776	6.915	7.238
Swamp Elm						

Marble and stone - Marmi e pietre

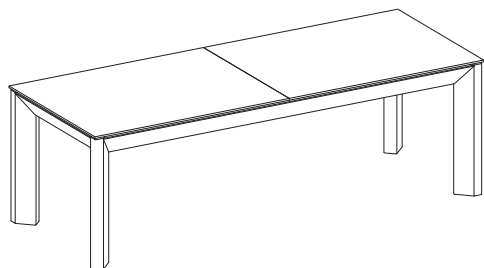
Stone top	Code	Thermowood	Swamp Oak	Leather cat. 300	Leather cat. 400	Leather cat. 500
Stone top	TV.060SO030	12.005	12.898	12.563	12.682	13.005

* Any request for monolithical top, has to be assessed by reference to the choosen material and the availability of the slab at the moment of the order confirmation. Eventuali richieste del top in lastra unica da valutare in riferimento al tipo di materiale e alla disponibilità delle lastre alla conferma dell'ordine.



HENGE®

SOPRANO



TECHNICAL INFORMATION

Structure

Solid wood

Finish

Heat treated woods as our samples, Swamp Oak and Swamp Elm oil finish based on natural wax and water. Leather with finishes from the samples available.

Wood Top

Solidwood top, thickness 2 cm surround profile with lowered section.

Finish

Heat treated woods as our samples, Swamp Oak and Swamp Elm oil finish based on natural wax and water.

Stone Top

Top in stone thickness 2 cm surround profile with lowered section.

Finish

Stones as per our samples.

DIMENSIONS

Cm 160x110x77h
Cm 180x110x77h
Cm 210x110x77h
Cm 240x110x77h
Cm 300x110x77h
Cm 160x160x77h
Cm 180x180x77h

INFORMAZIONI TECNICHE

Struttura

Legno massello

Finitura

Legni termotrattati nelle finiture a campionario, rovere di palude e olmo di palude finiti ad olio a base di cera naturale ed acqua. Pelle nelle finiture di gamma a campionario.

Piano in legno

In legno listellare spessore 2 cm profilo perimetrale a sezione ribassata.

Finitura

Legni termotrattati nelle finiture a campionario, rovere di palude e olmo di palude finiti ad olio a base di cera naturale ed acqua.

Piano in pietra

In pietra spessore 2 cm profilo perimetrale a sezione ribassata.

Finitura

Pietre nella gamma a campionario.

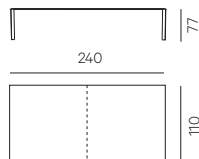
DIMENSIONI

Cm 160x110x77h
Cm 180x110x77h
Cm 210x110x77h
Cm 240x110x77h
Cm 300x110x77h
Cm 160x160x77h
Cm 180x180x77h

Finishes Top Finitura Top	Code Codice	Thermowood Legni termizzati	Swamp Oak Swamp Elm	Leather cat. 300	Leather cat. 400	Leather cat. 500
Structure Struttura						

Table | Tavolo 240x110x77h * Wood types - Tipi di legno

Oak Thermowood	TV.060SO040	5.683	--	6.273	6.416	6.762
Eucalyptus Thermowood						
Eucalyptus Thermowood						
Swamp Oak						
Swamp Elm	--	6.681	7.271	7.416	7.751	

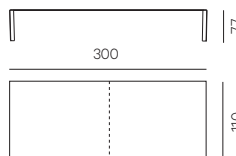


Marble and stone - Marmi e pietre

Stone top	TV.060SO040	13.411	14.349	14.013	14.147	14.493
-----------	-------------	--------	--------	--------	--------	--------

Table | Tavolo 300x110x77h Wood types - Tipi di legno

Oak Thermowood	TV.060SO070	6.358	--	6.843	6.991	7.380
Eucalyptus Thermowood						
Black Eucalyptus Thermowood						
Swamp Oak						
Swamp Elm	--	7.253	7.777	7.926	8.315	



Marble and stone - Marmi e pietre

Stone top	TV.060SO070	16.854	17.789	17.377	17.523	17.912
-----------	-------------	--------	--------	--------	--------	--------

* Any request for monolithic top, has to be assessed by reference to the chosen material and the availability of the slab at the moment of the order confirmation. Eventuali richieste del top in lastra unica da valutare in riferimento al tipo di materiale e alla disponibilità delle lastre alla conferma dell'ordine.

HENGE®

SOPRANO

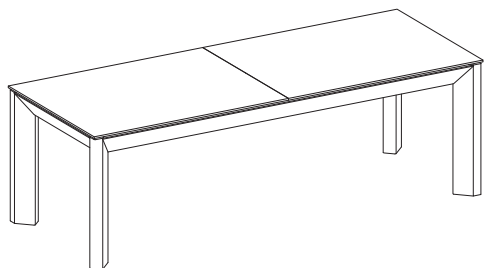
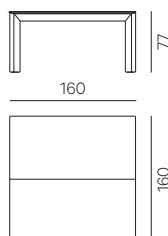


Table | Tavolo 160x160x77h



TECHNICAL INFORMATION

Structure

Solid wood

Finish

Heat treated woods as our samples, Swamp Oak and Swamp Elm oil finish based on natural wax and water. Leather with finishes from the samples available.

Wood Top

Solidwood top, thickness 2 cm surround profile with lowered section.

Finish

Heat treated woods as our samples, Swamp Oak and Swamp Elm oil finish based on natural wax and water.

Stone Top

Top in stone thickness 2 cm surround profile with lowered section.

Finish

Stones as per our samples.

DIMENSIONS

Cm 160x110x77h

Cm 180x110x77h

Cm 210x110x77h

Cm 240x110x77h

Cm 300x110x77h

Cm 160x160x77h

Cm 180x180x77h

INFORMAZIONI TECNICHE

Struttura

Legno massello

Finitura

Legni termotrattati nelle finiture a campionario, rovere di palude e olmo di palude finiti ad olio a base di cera naturale ed acqua. Pelle nelle finiture di gamma a campionario.

Piano in legno

In legno listellare spessore 2 cm profilo perimetrale a sezione ribassata.

Finitura

Legni termotrattati nelle finiture a campionario, rovere di palude e olmo di palude finiti ad olio a base di cera naturale ed acqua.

Piano in pietra

In pietra spessore 2 cm profilo perimetrale a sezione ribassata.

Finitura

Pietre nella gamma a campionario.

DIMENSIONI

Cm 160x110x77h

Cm 180x110x77h

Cm 210x110x77h

Cm 240x110x77h

Cm 300x110x77h

Cm 160x160x77h

Cm 180x180x77h

Finishes Top Finitura Top	Code Codice	Thermowood Legni termizzati	Swamp Oak Swamp Elm	Leather cat. 300	Leather cat. 400	Leather cat. 500
Structure Struttura						

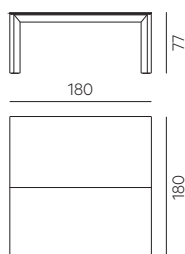
Table | Tavolo 160x160x77h Wood types - Tipi di legno

Oak Thermowood	TV.060SO050	5.251	--	5.851	5.986	6.294
Eucalyptus Thermowood						
Eucalyptus Thermowood						
Swamp Oak	TV.060SO050	--	6.186	6.789	6.923	7.231
Swamp Elm						

Marble and stone - Marmi e pietre

Stone top	TV.060SO050	13.411	14.349	14.013	14.147	14.455
-----------	-------------	--------	--------	--------	--------	--------

Table | Tavolo 180x180x77h Wood types - Tipi di legno



Wood types - Tipi di legno

Oak Thermowood	TV.060SO060	6.086	--	6.483	6.626	6.961
Eucalyptus Thermowood						
Black Eucalyptus Thermowood						
Swamp Oak	TV.060SO060	--	7.091	7.490	7.632	7.967
Swamp Elm						

Marble and stone - Marmi e pietre

Stone top	TV.060SO060	14.550	15.554	14.528	14.945	15.280
-----------	-------------	--------	--------	--------	--------	--------

* Any request for monolithic top, has to be assessed by reference to the chosen material and the availability of the slab at the moment of the order confirmation. Eventuali richieste del top in lastra unica da valutare in riferimento al tipo di materiale e alla disponibilità delle lastre alla conferma dell'ordine.



HENGE®

STEALTH

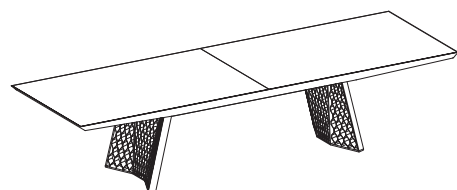


Table | Tavolo 270x110x76h

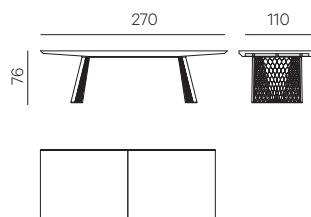
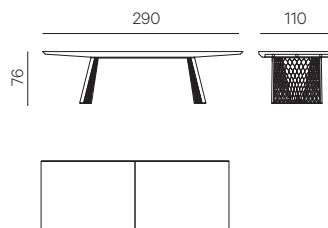


Table | Tavolo 290x110x76h



TECHNICAL INFORMATION

Structure

Legs, frame and structure in Steel Burnished Brass finish or Black Burnished Brass finish.

Top

Heat treated woods as our samples, Swamp Oak, Swamp Elm oil finish based on natural wax and water.

Stones as per our samples (Titanio stone excluded)

DIMENSIONS

Cm 270x110x76h
Cm 290x110x76h
Cm 320x110x76h
Cm 345x110x76h

INFORMAZIONI TECNICHE

Struttura

Gambe, telaio e cornice in acciaio finitura ottone o ottone brunito nero.

Top

Legni termotrattati nelle finiture a campionario, rovere di palude e olmo di palude finiti ad olio a base di cera naturale ed acqua.

Pietre come da campionario nei colori e nelle finiture a campionario (escluso Titanio)

DIMENSIONI

Cm 270x110x76h
Cm 290x110x76h
Cm 320x110x76h
Cm 345x110x76h

Finishes Top Finitura Top	Code Codice	Burnished Platino Burnished Titanio	Burnished Brass Burnished Black Brass
Structure Struttura			

Wood types - Tipi di legno

Oak Thermowood	TV.090ST010	21449	19.292
Heat treated Eucalyptus			
Black Eucalyptus			
Swamp Oak	22.698	20.447	
Swamp Elm			

Stone top - Piano in pietra

Stone	TV.090ST010	25.574	23.438
Special Stone		30.483	28.347
Limited Stone		35.937	33.801

Wood types - Tipi di legno

Oak Thermowood	TV.090ST020	22.040	19.653
Heat treated Eucalyptus			
Black Eucalyptus			
Swamp Oak	23.217	20.903	
Swamp Elm			

Stone top - Piano in pietra

Stone	TV.090ST020	26.003	23.903
Special Stone		31.252	29.151
Limited Stone		37.084	34.983

* Any request for monolithic top, has to be assessed by reference to the chosen material and the availability of the slab at the moment of the order confirmation. Eventuali richieste del top in lastra unica da valutare in riferimento al tipo di materiale e alla disponibilità delle lastre alla conferma dell'ordine.

HENGE®

STEALTH

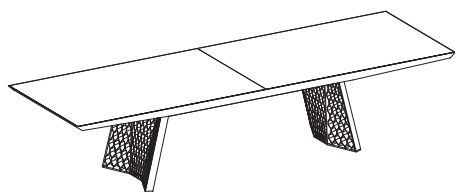


Table | Tavolo 320x110x76h

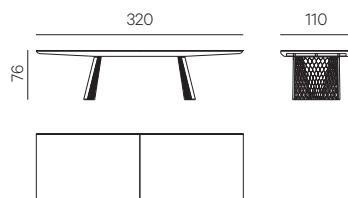
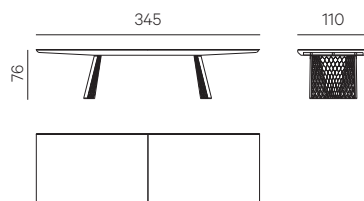


Table | Tavolo 345x110x76h



TECHNICAL INFORMATION

Structure

Legs, frame and structure in Steel Burnished Brass finish or Black Burnished Brass finish.

Top

Heat treated woods as our samples, Swamp Oak, Swamp Elm oil finish based on natural wax and water.

Stones as per our samples (Titanio stone excluded)

DIMENSIONS

Cm 270x110x76h
Cm 290x110x76h
Cm 320x110x76h
Cm 345x110x76h

INFORMAZIONI TECNICHE

Struttura

Gambe, telaio e cornice in acciaio finitura ottone o ottone brunito nero.

Top

Legni termotrattati nelle finiture a campionario, rovere di palude e olmo di palude finiti ad olio a base di cera naturale ed acqua.

Pietre come da campionario nei colori e nelle finiture a campionario (escluso Titanio)

DIMENSIONI

Cm 270x110x76h
Cm 290x110x76h
Cm 320x110x76h
Cm 345x110x76h

Finishes Top Finitura Top	Code Codice	Burnished Platino Burnished Titanio	Burnished Brass Burnished Black Brass
Structure Struttura			

Wood types - Tipi di legno

Oak Thermowood	TV.090ST030	23.220	20.331
Heat treated Eucalyptus			
Black Eucalyptus			
Swamp Oak Swamp Elm		24.612	21.677

Stone top - Piano in pietra

Stone	TV.090ST030	28.869	25.374
Special Stone		34.701	31.206
Limited Stone		41.181	37.686

Wood types - Tipi di legno

Oak Thermowood	TV.090ST040	23.926	21.009
Heat treated Eucalyptus			
Black Eucalyptus			
Swamp Oak Swamp Elm		25.386	22.452

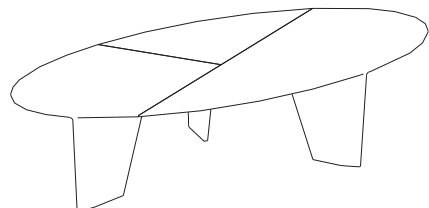
Stone top - Piano in pietra

Stone	TV.090ST040	29.773	26.245
Special Stone		35.994	32.466
Limited Stone		42.906	39.378

* Any request for monolithic top, has to be assessed by reference to the choosen material and the availability of the slab at the moment of the order confirmation.
Eventuali richieste del top in lastra unica da valutare in riferimento al tipo di materiale e alla disponibilità delle lastre alla conferma dell'ordine.

HENGE®

SYNAPSE



TECHNICAL INFORMATION

Structure

Black paint Steel pipe.

Top and legs finish

Cappuccino microsand blasted stone or Black Lake.

DIMENSIONS

Ø cm 200x75h

Cm 360x180x75h

SIZES CAN BE CUSTOMIZED

INFORMAZIONI TECNICHE

Struttura

Tubolare in acciaio verniciato nero

Finitura di piano e gambe

Cappuccio micro sabbiato o Black Lake

DIMENSIONI

Ø cm 200x75h

Cm 360x180x75h

PERSONALIZZABILE A DISEGNO

Table | Tavolo Ø 200x75h

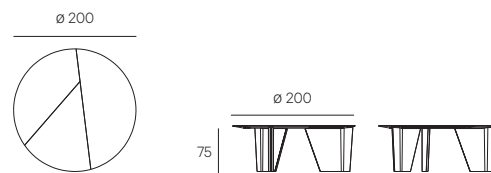
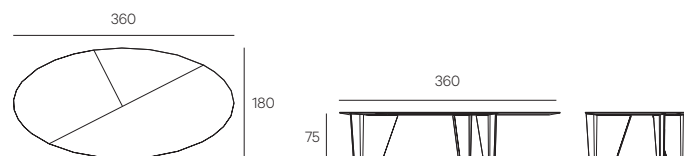


Table | Tavolo 360x180x75h



Code Codice	Stone	Special Stone
---------------	-------	---------------

TV.160SYR200	43.880	55.350
--------------	--------	--------

TV.160SYV360	55.578	71.130
--------------	--------	--------

* Any request for monolithic top, has to be assessed by reference to the chosen material and the availability of the slab at the moment of the order confirmation.
Eventuali richieste del top in lastra unica da valutare in riferimento al tipo di materiale e alla disponibilità delle lastre alla conferma dell'ordine.

Limited Stone available upon request - Limited Stone disponibile su richiesta

HENGE®

TED

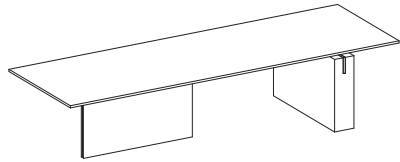


Table | Tavolo 300x110x75h

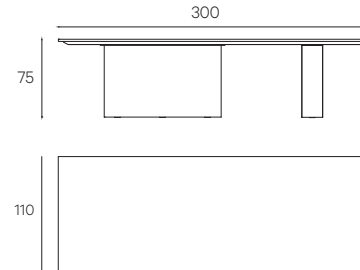
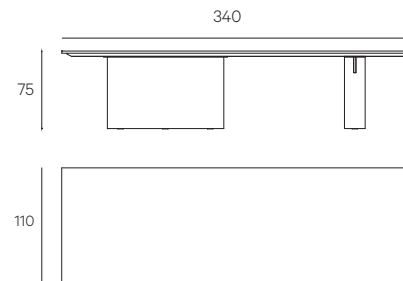


Table | Tavolo 340x110x75h



Finishes Finiture	Code Codice	Black Burnished Steel	Burnished Brass	Black Burnished Brass
Top and leg 3.9 cm Top e gambe 3,9 cm				

Stone	Code	Black Burnished Steel	Burnished Brass	Black Burnished Brass
Stone	TV.900005	24.196	28.405	29.257
Special Stone		27.390	31.599	32.451
Limited Stone		30.939	35.148	36.000

Stone	Code	Black Burnished Steel	Burnished Brass	Black Burnished Brass
Stone	TV.900010	24.880	29.636	30.526
Special Stone		28.074	32.830	33.720
Limited Stone		31.622	36.379	37.269

TECHNICAL INFORMATION

Structure

Black paint Steel pipe

Top

Top in Black Burnished Steel, Burnished Brass, Black Burnished Brass

Legs

Leg 20 cm thickness in stone from our range (Titanium stone excluded)

Leg 3.9 cm thickness in Black Burnished Steel, Burnished Brass, Black Burnished Brass.

DIMENSIONS

Cm 300x110x75h

Cm 340x110x75h

SIZES CAN BE CUSTOMIZED

INFORMAZIONI TECNICHE

Struttura

Tubulare in acciaio verniciato nero

Top

Top in Acciaio brunito nero, ottone brunito, ottone brunito nero.

Pietre nella gamma a campionario (escluso Titanio).

Gambe

Gamba spessore 20 cm in pietra nella gamma a campionario.

Gamba spessore 3,9 cm in Acciaio brunito nero, Ottone brunito, Ottone brunito nero.

DIMENSIONI

Cm 300x110x75h

Cm 340x110x75h

PERSONALIZZABILE A DISEGNO



HENGE®

Finishes | Finiture

Code | Codice

Price | Prezzo

TIME

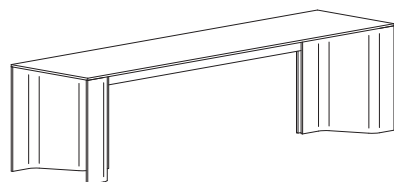


Table | Tavolo 240x75x75h

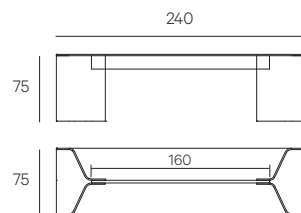
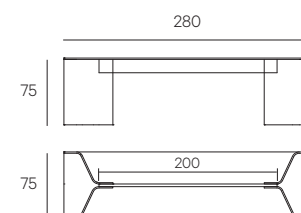


Table | Tavolo 280x75x75h



TECHNICAL INFORMATION

Structure

Solid wood, thickness 1.5 cm

Finish

Heat treated woods as our samples, Swamp Oak and Swamp Elm oil finish based on natural wax and water or covered with Burnished Brass or Black Burnished Brass.

Optional: 3 desk drawers

DIMENSIONS

Cm 240x75x75h

Cm 280x75x75h

INFORMAZIONI TECNICHE

Struttura

Legno listellare sp. 1,5 cm

Finitura

Legni termotrattati nelle finiture a campionario, rovere di palude e Swamp Elm finiti ad olio a base di cera naturale ed acqua o rivestito in ottone brunito o ottone brunito nero.

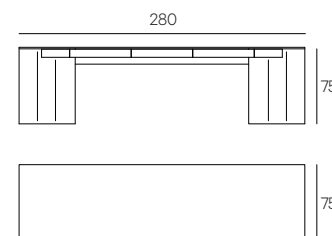
Opzionale: 3 cassetti scrivania

DIMENSIONI

Cm 240x75x75h

Cm 280x75x75h

Optional Drawers



Wood types - Tipi di legno

Oak Thermowood	TV.080TM010	9145
Thermowood Eucalyptus		
Black Eucalyptus Thermowood		
Swamp Oak		10.898
Swamp Elm		
Burnished Brass		
H-Pale Gold Patina	22.899	
		31.818

Wood types - Tipi di legno

Oak Thermowood	TV.080TM020	9413
Thermowood Eucalyptus		
Black Eucalyptus Thermowood		
Swamp Oak		11.217
Swamp Elm		
Burnished Brass		
H-Pale Gold Patina	23.642	
		33.304

Surcharge for Black Burnished Brass 3% from burnish brass price
 Maggiorazione per Ottone Brunito Nero 3% dal prezzo dell'ottone brunito

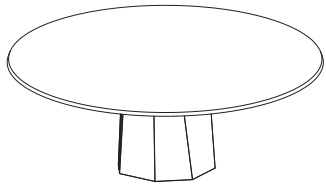
Wood types - Tipi di legno

Oak Thermowood	TV.080TM830	1.857
Thermowood Eucalyptus		
Black Eucalyptus Thermowood		
Swamp Oak		2.366
Swamp Elm		
Swamp Olive Ash		
		2.579

* The price includes the black leather pads inside the drawers.
 Il prezzo include i tappetini in pelle inseriti nei cassetti

HENGE®

ZENITH



TECHNICAL INFORMATION

Structure

Internal structure in Black Burnished Steel by hand using traditional techniques. Carter in burnished brass by hand using traditional techniques, H-Silver®, Steel finish Burnished Platino, Burnished Titanio.

Top

Heat treated woods as our samples, Swamp Oak and Swamp Elm oil finish based on natural wax and water.

Stones as per our samples (Titanio stone excluded).

DIMENSIONS

Ø cm 170x66h

Ø cm 170x76h

Ø cm 200x76h

Ø cm 220x76h

Ø cm 250x76h

INFORMAZIONI TECNICHE

Struttura

Struttura interna in acciaio nero brunito a mano secondo le tecniche tradizionali. Carter in ottone brunito a mano secondo le tecniche tradizionali, H-Silver®, acciaio finitura platino brunito, titanio brunito.

Top

Legni termotrattati nelle finiture a campionario, rovere di palude e olmo di palude finiti ad olio a base di cera naturale ed acqua.

Pietre nella gamma a campionario (escluso Titanio).

DIMENSIONI

Ø cm 170x66h

Ø cm 170x76h

Ø cm 200x76h

Ø cm 220x76h

Ø cm 250x76h

Table | Tavolo Ø 170x66h

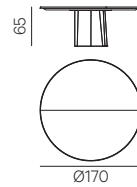


Table | Tavolo Ø 170x76h

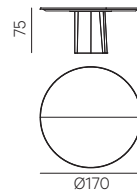


Table | Tavolo Ø 200x76h

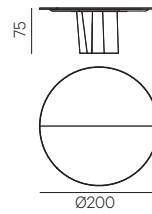


Table | Tavolo Ø 220x76h

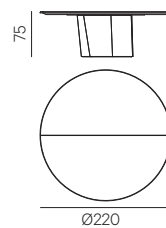
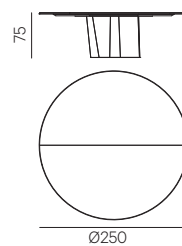


Table | Tavolo Ø 250x76h



Finishes Top Finitura Top	Code Codice	Burnished Platino/Titanio	Burnished Brass	Burnished Black Brass	H-Silver®
Base Basamento					

Oak Thermowood	TV.100ZE010	9.367	9.501	9.785	10.602
Eucalyptus Thermowood					
Black Eucalyptus Thermowood					
Swamp Oak Swamp Elm					
Stone					
Special Stone					
Limited Stone	10.521	10.654	10.973	11.756	
	15.326	15.460	15.745	16.562	
	20.186	20.320	20.605	21.422	
	25.586	25.720	26.005	26.822	

Oak Thermowood	TV.100ZE020	10.630	10.813	11.138	12.215
Eucalyptus Thermowood					
Black Eucalyptus Thermowood					
Swamp Oak Swamp Elm					
Stone					
Special Stone					
Limited Stone	11.883	12.065	12.426	13.468	
	19.160	19.343	19.669	20.744	
	24.020	24.203	24.529	25.604	
	29.420	29.603	29.929	31.004	

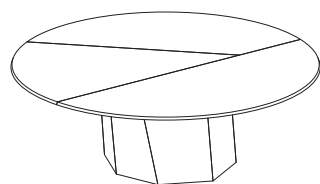
Stone	TV.100ZE030	25.795	25.979	26.288	27.535
Special Stone					
Limited Stone					
	32.404	32.589	32.898	34.144	
	39.748	39.933	40.242	41.488	

Stone	TV.100ZE040	27.665	27.964	28.273	29.443
Special Stone					
Limited Stone					
	35.636	35.935	36.244	37.413	
	44.492	44.791	45.100	46.269	

Stone	TV.100ZE050	32.491	33.401	33.709	34.670
Special Stone					
Limited Stone					
	42.697	43.607	43.915	44.876	
	54.037	54.947	55.255	56.216	

HENGE®

ZENITH Stone base



TECHNICAL INFORMATION

Structure

Internal structure in Steel. Carter covered with stone from our range

Top

Divided in 3 pieces.

Heat treated woods or swamp woods as our samples.

Stones as per our samples (Titanio stone excluded).

DIMENSIONS

Ø cm 170x66h

Ø cm 170x76h

Ø cm 200x76h

Ø cm 220x76h

Ø cm 250x76h

SIZES CAN BE CUSTOMIZED.

INFORMAZIONI TECNICHE

Struttura

Struttura interna in acciaio. Carter rivestito in pietra nella gamma a collezione

Top

Diviso in 3 pezzi.

Legni termo trattati o legni di palude nelle finiture a campionario.

Pietre nella gamma a campionario (escluso Titanio).

DIMENSIONI

Ø cm 170x66h

Ø cm 170x76h

Ø cm 200x76h

Ø cm 220x76h

Ø cm 250x76h

PERSONALIZZABILE A DISEGNO

Table | Tavolo Ø 170x66h

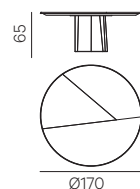


Table | Tavolo Ø 170x76h

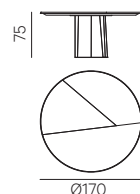


Table | Tavolo Ø 200x76h

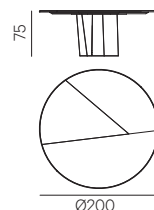


Table | Tavolo Ø 220x76h

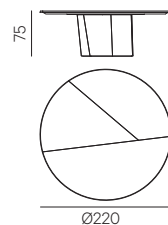
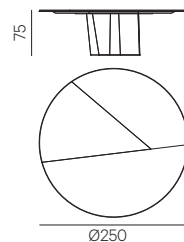


Table | Tavolo Ø 250x76h



Finishes Top Finitura Top	Code Codice	Stone
		Base Basamento

Stone	TV.100ZE010	22.718
Special Stone		29.522
Limited Stone		37.082

Stone	TV.100ZE020	23.908
Special Stone		30.712
Limited Stone		38.272


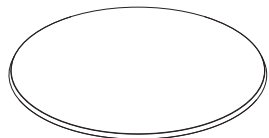
Stone	TV.100ZE030	28.953
Special Stone		37.506
Limited Stone		47.010

Stone	TV.100ZE040	31.054
Special Stone		40.969
Limited Stone		51.985

Stone	TV.100ZE050	35.115
Special Stone		49.209
Limited Stone		64.869

HENGE®

LAZY SUSAN



Dimensions Dimensioni	Code Codice	Thermowood	Swamp Oak Swamp Elm	Forest fusion	Forest fusion black	Stone	Special Stone	Limited Stone
from Ø 85 cm to Ø 90 cm	TV.110LZ010	1.094	1.167	2.138	2.175	3.060	4.399	5.886
from Ø 95 cm to Ø 100 cm		1.502	1.610	3.067	3.122	4.001	5.654	7.490
from Ø 105 cm to Ø 110 cm		1.645	1.774	3.523	3.588	4.650	6.650	8.871
from Ø 115 cm to Ø 120 cm		1.800	1.958	4.055	4.134	5.185	7.564	10.208
Ø 125 cm		1.995	2.206	5.021	5.127	5.746	8.538	11.641

TECHNICAL INFORMATION

Top

Heat treated woods or swamp woods as our samples, oil finish based on natural wax and water.

Stones as per our samples (Titanio stone excluded).

DIMENSIONS

Ø cm 85/90

Ø cm 95/100

Ø cm 105/110

Ø cm 115/120

Ø cm 125

SIZES CAN BE CUSTOMIZED

INFORMAZIONI TECNICHE

Top

Legni termotrattati o legni di palude nelle finiture a campionario, finiti ad olio a base di cera naturale ed acqua.

Pietre nella gamma a campionario (escluso Titanio)

DIMENSIONI

Ø cm 85/90

Ø cm 95/100

Ø cm 105/110

Ø cm 115/120

Ø cm 125

PERSONALIZZABILE A DISEGNO

Dimensions Dimensioni	Code Codice	Black Burnished Steel	Burnished Titano Burnished Platino	Burnished Brass	Black Burnished Brass	Brass Patina
from Ø 85 cm to Ø 90 cm	TV.110LZ020	2.224	2.526	3.175	3.343	3.540
from Ø 95 cm to Ø 100 cm		2.381	2.685	3.588	3.777	3.952
from Ø 105 cm to Ø 110 cm		2.703	3.007	4.208	4.428	4.753
from Ø 115 cm to Ø 120 cm		3.103	3.467	5.202	5.476	5.548

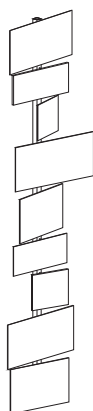


Lights

ABACO
AIRLIGHT
BAT
CRYSTAL
CRYSTAL EVO
CRYSTAL XL
CRYSTAL METAL
COMPOUND
FLAT LAMP
GHOST
GLADIO
LIGHT RING
LIGHT RING WALL
LIGHT RING HORIZONTAL
LIGHT RING HORIZONTAL XS
LIGHT RING HORIZONTAL POLYGONAL
LIGHT RING 5 RING MULTIMATERIC
OOPS
MAPLE
PIPE
SKYFALL
SPYDER
STARLIGHT
STARLIGHT MAXI
STARLIGHT HORIZONTAL
STARLIGHT HORIZONTAL MAXI
STARLIGHT HORIZONTAL XL
STARLIGHT HORIZONTAL XL MAXI
SUPERB-ALL
SUPERB-ALL HORIZONTAL
TAPE
TAPE WALL
TELE
TEST-ONE
TEST-TWO
TEST-TREE
TUBULAR
TUBULAR CEILING - FLOOR
TUBULAR WALL
TUBULAR HORIZONTAL
TUBULAR HORIZONTAL MAXI
Y-LIGHT
WALL CLIPS
WALL CLIPS XL

HENGE®

ABACO



Certified Product
Prodotto certificato



TECHNICAL INFORMATION

Wall light in different compositions (energy efficiency index A) energy saving with warm light. Transformer to be placed remotely. Metal structure with lampshade in different matching finishes: White Crystal stone and metal.

Available in 4 typologies and 3 fix combination of materials.

Available with extra warm light 2700K.

Available 110V.

Only for indoor use.

Finish

Burnished Platino, White Crystal, Burnished Titanio
Burnished Brass, White Crystal, Black Burnished Brass
Silver Patina, White Crystal, H-Silver Black, H-Pale Gold

DIMENSIONS

Composition h cm 154x34 5.6 W - 3000K

Composition h cm 131x38 6.3 W - 3000K

Composition h cm 126x34 6.3 W - 3000K

Composition h cm 112x38 7.7 W - 3000K

INFORMAZIONI TECNICHE

Lampada a parete a led a basso consumo con luce naturale (classe energetica tipo A). Trasformatore remoto.

Struttura in metallo con paralume in finiture abbinata: pietra White Crystal e metallo.

Disponibili in 4 tipologie e 3 combinazioni di finiture fisse.

Disponibile con luce extra calda 2700K.

Disponibile 110V.

Solo per uso interno.

Finiture

Platino brunito, White Crystal, Titanio brunito
Ottone brunito, White Crystal, Ottone brunito nero
Silver Patina, White Crystal, H-Silver Black, H-Pale Gold

DIMENSIONI

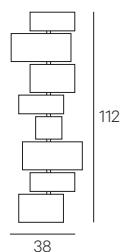
Composizione h cm 154x34 5.6 W - 3000K

Composizione h cm 131x38 6.3 W - 3000K

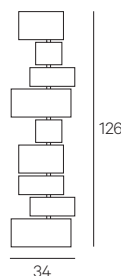
Composizione h cm 126x34 6.3 W - 3000K

Composizione h cm 112x38 7.7 W - 3000K

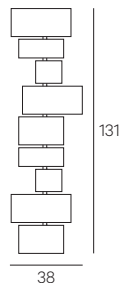
Abaco 112x38



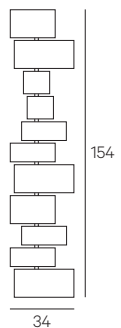
Abaco 126x34



Abaco 131x38



Abaco 154x34



Finishes Finiture	Code Codice	Price Prezzo
---------------------	---------------	----------------

Burnished Titanio White Crystal Burnished Platino	IL.380AB010D	(CE)	2.386
Burnished Brass White Crystal Black Burnished Brass		(CE)	2.386
Silver Patina White Crystal H-Silver® Black		(CE)	3.344
Burnished Titanio White Crystal H-Pale Gold		(CE)	3.539

Burnished Titanio White Crystal Burnished Platino	IL.380AB010C	(CE)	2.820
Burnished Brass White Crystal Black Burnished Brass		(CE)	2.820
Silver Patina White Crystal H-Silver® Black		(CE)	3.710
Burnished Titanio White Crystal H-Pale Gold		(CE)	4.013

Burnished Titanio White Crystal Burnished Platino	IL.380AB010B	(CE)	2.710
Burnished Brass White Crystal Black Burnished Brass		(CE)	2.710
Silver Patina White Crystal H-Silver® Black		(CE)	3.834
Burnished Titanio White Crystal H-Pale Gold		(CE)	4.147

Burnished Titanio White Crystal Burnished Platino	IL.380AB010A	(CE)	3.353
Burnished Brass White Crystal Black Burnished Brass		(CE)	3.353
Silver Patina White Crystal H-Silver® Black		(CE)	4.528
Burnished Titanio White Crystal H-Pale Gold		(CE)	4.842

Composition with unique separate dimmer (2 to 5 pz): 270 euro

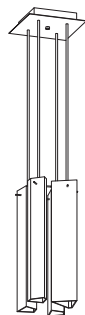
Composition with unique separate dimmer (6 to 10 pz): 346 euro

Built in box for driver: 173 euro

Copertura per trasformatore: 173 euro

HENGE®

AIRLIGHT



Certified Product
Prodotto certificato



TECHNICAL INFORMATION

Dimmable pendant light in several compositions made up Murano glass polyhedral canes H 85 cm.

Structure in Burnished Brass or Black Burnished Steel by hand using traditional techniques.

Available in 3 typology A - B - C in Transparent and Grey finishes.

Standard overall height 180 cm

Halogen bulb 2900 K, dimmable (with transparent glass).

Optional led bulb 2700 K, not dimmable (with gray glass).

Available 110V

Only for indoor use.

DIMENSIONS

Cm 20x20x180h 1 cane composition 35W 2900K (transparent glass);
2W 2700 K (grey glass)

Cm 40x40x180h 4 canes composition 140W 2900K (transparent glass);
8W 2700 K (grey glass)

Cm 60x40x180h 6 canes composition 210W 2900K (transparent glass);
12W 2700 K (grey glass)

INFORMAZIONI TECNICHE

Lampada sospensione in varie composizioni formata da canne poliedriche in vetro di Murano soffiato a mano h 85 cm.

Struttura in ottone o acciaio brunito nero a mano secondo le tecniche tradizionali.

3 tipologie di canne in vetro A - B - C nei colori trasparente e grigio.

Altezza standard 180 cm

Luce alogena 2900 K, dimmerabile (con vetro trasparente)

Optional lampadina Led 2700 K non dimmerabile (con vetro grigio)

Disponibile 110V.

Solo per uso interno.

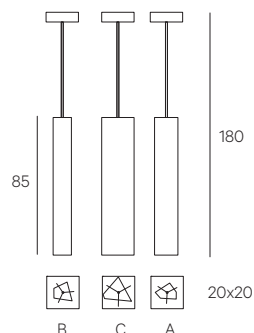
DIMENSIONI

Cm 20x20x180h composizione 1 canna 35W 2900 K (vetro trasparente);
2W 2700 K (vetro grigio)

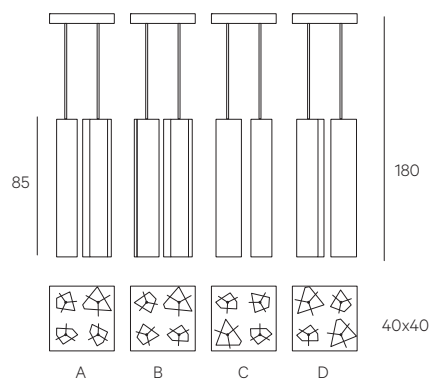
Cm 40x40x180h 4 composizione 4 canne 140W 2900 K (vetro trasparente);
8W 2700 K (vetro grigio)

Cm 60x40x180h 6 composizione 6 canne 210W 2900 K (vetro trasparente);
12W 2700 K (vetro grigio)

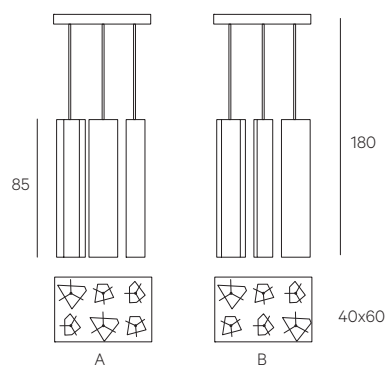
Airlight Chandelier 85h
1 glass polyhedral cane | 1 canna poliedriche in vetro



Airlight Chandelier 85h
4 glass polyhedral canes | 4 Canne poliedriche in vetro



Airlight Chandelier 85h
6 glass polyhedral canes | 6 Canne poliedriche in vetro



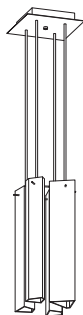
Code Codice	Burnished Brass Transparent Glass	Black Burnished Steel Grey Glass
Murano glass polyhedral canes Canne poliedriche in vetro di Murano		

IL.230AL001C.TR	2.148	--
IL.230AL001C.GR	--	2.193

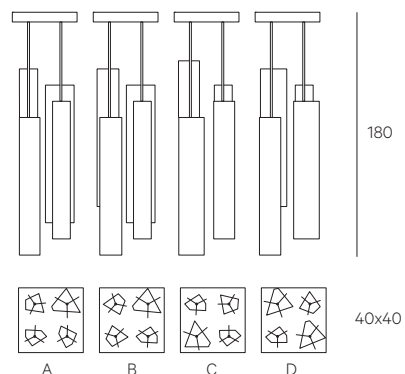
IL.230AL004C.TR	6.186	--
IL.230AL004C.GR	--	6.364

IL.230AL006C.TR	8.885	--
IL.230AL006C.GR	--	9.152

AIRLIGHT



Airlight Chandelier 85h
4 glass polyhedral canes | 4 Canne poliedriche in vetro



IL.230AL004CSTR	6.186	--
IL.230AL004CSGR	--	6.364

Certified Product
Prodotto certificato



TECHNICAL INFORMATION

Dimmable pendant light in several compositions made up Murano glass polyhedral canes H 85 cm.

Structure in Burnished Brass or Black Burnished Steel by hand using traditional techniques.

Available in 3 typology A - B - C in Transparent and Grey finishes.

Standard overall height 180 cm

Halogen bulb 2900 K, dimmable (with transparent glass).

Optional led bulb 2700 K, not dimmable (with gray glass).

Available 110V.

Only for indoor use.

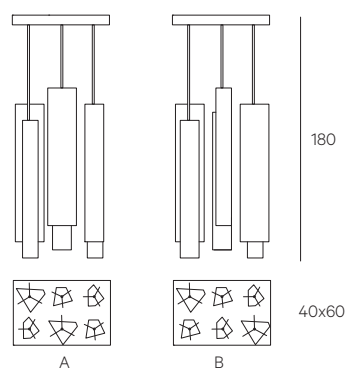
DIMENSIONS

Cm 20x20x180h 1 cane composition 35W 2900K (transparent glass);
2W 2700 K (grey glass)

Cm 40x40x180h 4 canes composition 140W 2900K (transparent glass);
8W 2700 K (grey glass)

Cm 60x40x180h 6 canes composition 210W 2900K (transparent glass);
12W 2700 K (grey glass)

Airlight Chandelier 85h
6 glass polyhedral canes | 6 Canne poliedriche in vetro



IL.230AL006CSTR	8.885	--
IL.230AL006CSGR	--	9.152

INFORMAZIONI TECNICHE

Lampada sospensione in varie composizioni formata da canne poliedriche in vetro di Murano soffiato a mano h 85 cm.

Struttura in ottone o acciaio brunito nero a mano secondo le tecniche tradizionali.

3 tipologie di canne in vetro A - B - C nei colori trasparente e grigio.

Altezza standard 180 cm

Luce alogena 2900 K, dimmerabile (con vetro trasparente)

Optional lampadina Led 2700 K non dimmerabile (con vetro grigio)

Disponibile 110V.

Solo per uso interno.

DIMENSIONI

Cm 20x20x180h composizione 1 canna 35W 2900 K (vetro trasparente);
2W 2700 K (vetro grigio)

Cm 40x40x180h 4 composizione 4 canne 140W 2900 K (vetro trasparente);
8W 2700 K (vetro grigio)

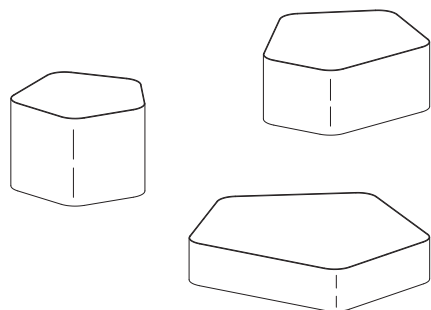
Cm 60x40x180h 6 composizione 6 canne 210W 2900 K (vetro trasparente);
12W 2700 K (vetro grigio)

HENGE®

Code | Codice

Burnished Brass

BAT



Certified Product
Prodotto certificato



TECHNICAL INFORMATION

Ceiling led light, hand-Burnished Brass using traditional techniques.
Available with extra warm light 2700K (without extra costs).
Available 110V.
Only for indoor use.
Dimmable upon request.

DIMENSIONS

Cm 31x30x23h 12W - 3000K
Cm 45x45x17h 15W - 3000K
Cm 58x55x11h 33W - 3000K

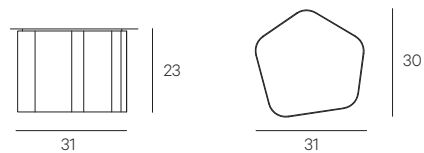
INFORMAZIONI TECNICHE

Lampada a soffitto, finitura ottone brunito a mano secondo le tecniche tradizionali.
Disponibile con luce extra calda 2700K (senza sovrapprezzo).
Disponibile 110V.
Solo per uso interno.
Dimmerabile su richiesta.

DIMENSIONI

Cm 31x30x23h 12W - 3000K
Cm 45x45x17h 15W - 3000K
Cm 58x55x11h 33W - 3000K

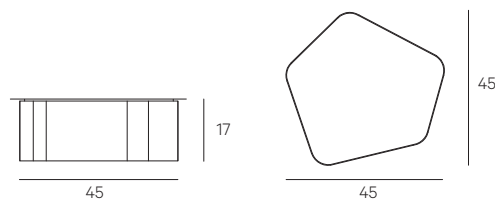
Ceiling light | Lampadario a soffitto 31x30x23h



IL.260BL010

2.326

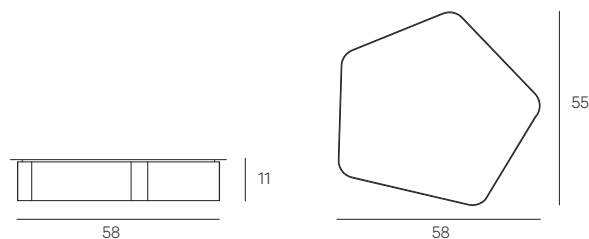
Ceiling light | Lampadario a soffitto 45x45x17h



IL.260BL020

2.517

Ceiling light | Lampadario a soffitto 58x55x11h



IL.260BL030

2.804

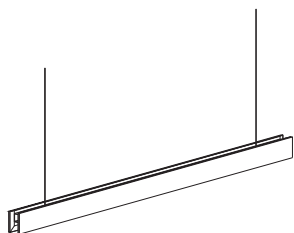
Dimmer Kit: 173 euro each

HENGE®

Code | Codice

White Crystal

CRYSTAL



Certified Product
Prodotto certificato



TECHNICAL INFORMATION

Pendant energy saving led light (Energy efficiency index A) with body h7.5 cm in White Crystal stone. Low voltage power supply cable through suspension cable. Transformer incorporated in the ceiling rosette. Modular light with central and terminal elements.
Standard overall height 180 cm adjustable. Can be customized.
Available extra warm-white 2700K (without extra cost).
Available 110V.
Only for indoor use.

DIMENSIONS

Suspension light cm 150x7.5h with downward pointing led, 3000K
End element 150x7.5h with downward pointing led, 3000K
Central element 150x7.5h with downward pointing led, 3000K

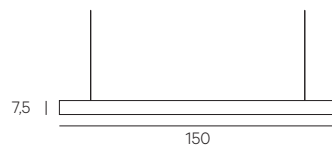
INFORMAZIONI TECNICHE

Lampada sospensione a led (classe energetica tipo A), basso consumo con luce calda.
Con corpo lampada h7.5 in pietra White Crystal. Alimentazione a bassa tensione realizzata tramite cavi di sospensione. Trasformatore inserito nel rosone. Lampada componibile con elementi terminali e centrali.
Altezza standard 180 cm regolabile, personalizzabile.
Disponibile luce extra calda 2700K (senza sovrapprezzo).
Disponibile 110V.
Solo per uso interno.

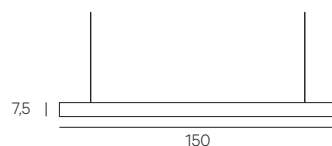
DIMENSIONI

Elemento terminale 150x7.5h led rivolti verso il basso, 3000K
Elemento centrale 150x7.5h led rivolti verso il basso, 3000K

Crystal



Crystal end Element



Crystal central element



Extra height (more than 180 cm) 135 euro

Kit for USA (not UL) . US Market Kit .
Kit per mercato USA

Dimmer Kit: 173 euro
Composition with unique separated dimmer (from 2 to 5 pcs): 270 euro
Composition with unique separated dimmer (from 6 to 10 pcs): 346 euro
Extra height (more than 180 cm to 400 cm): 136 euro

IL.330LHM200

3143

IL.330LHM210

3143

IL.330LHM220

2717

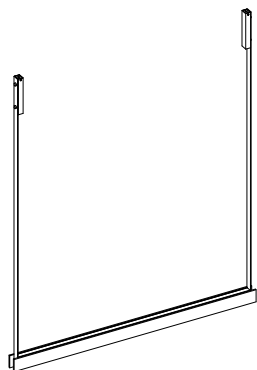
202

HENGE®

Code | Codice

White Crystal

CRYSTAL EVO



Certified Product
Prodotto certificato



TECHNICAL INFORMATION

Pendant energy saving led light (Energy efficiency index A) with body h 7,5 cm in White Crystal stone. Low voltage power supply cable through suspension cable. Transformer incorporated in the ceiling rosette. Suspension and power supply covered with 4.5 cm leather strip burgundy, natural or black upon request. Standard overall high 180 cm (not adjustable). Can be customized. Available extra warm-white 2700K (without extra cost). only for indoor use. Dimmable upon request (remote dimmer kit).

DIMENSIONS

Light cm 150x7,5h with downward pointing led, 3000K.

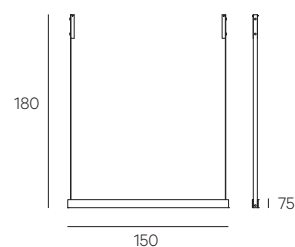
INFORMAZIONI TECNICHE

Lampada dimmerabile a sospensione a led (classe energetica tipo A) con corpo lampada h 7,5 cm in pietra White Crystal. Alimentazione a bassa tensione realizzata tramite cavi di sospensione. Trasformatore inserito nel rosone. Cavo di sospensione e alimentazione rivestito da una fascia di pelle cm 4,5 disponibile in variante burgundy, naturale o nera. Altezza standard 180 cm, non regolabile, personalizzabile. Disponibile luce extra calda 2700K (senza sovrapprezzo). Solo per uso interno. Dimmerabile su richiesta (dimmer in remoto).

DIMENSIONI

Lampada cm 150x7,5h led rivolti verso il basso, 3000K.

Crystal Evo



Extra length height (more than 180 cm) upon request

Kit for USA (not UL) . US Market Kit .
Kit per mercato USA

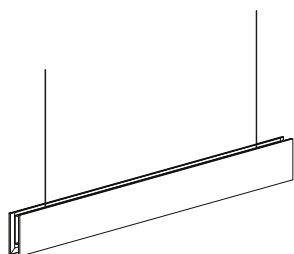
Dimmer Kit (DALI or DMX): 173 euro
Composition with unique separated dimmer (from 2 to 5 pcs): 270 euro
Composition with unique separated dimmer (from 6 to 10 pcs): 346 euro
Extra height (more than 180 cm to 300 cm): 260 euro
Extra height (more than 300 cm to 400 cm): 519 euro

IL.330RFX300

3.833

202

CRYSTAL XL



Certified Product
Prodotto certificato



TECHNICAL INFORMATION

Pendant energy saving led light (Energy efficiency index A) with body h7.5 cm in White Crystal stone. Low voltage power supply cable through suspension cable. Transformer incorporated in the ceiling rosette. Modular light with central and end elements. Double emission light (downwards and upwards). Standard overall height 180 cm adjustable. Can be customized. Available extra warm-white 2700K (without extra cost). Available 110V. Only for indoor use.

DIMENSIONS

Single light 150x7.5h with downward pointing led, 3000K
End unit 150x7.5h with downward pointing led, 3000K
Central unit 150x7.5h with downward pointing led, 3000K

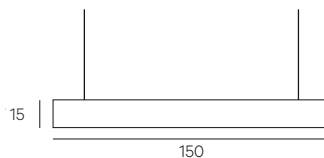
INFORMAZIONI TECNICHE

Lampada sospensione a led (classe energetica tipo A), basso consumo con luce calda.
Con corpo lampada h7,5 in pietra White Crystal. Alimentazione a bassa tensione realizzata tramite cavi di sospensione. Trasformatore inserito nel rosone. Lampada componibile con elementi terminali e centrali.
Altezza standard 180 cm regolabile, personalizzabile.
Luce a doppia emissione (puntamento alto e basso).
Disponibile luce extra calda 2700K (senza sovrapprezzo).
Disponibile 110V.
Solo per uso interno.

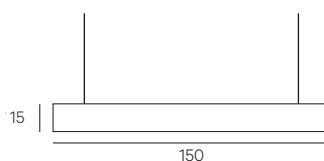
DIMENSIONI

Luce singola 150x7,5h led rivolti verso il basso, 3000K
Elemento terminale 150x7,5h led rivolti verso il basso, 3000K
Elemento centrale 150x7,5h led rivolti verso il basso, 3000K

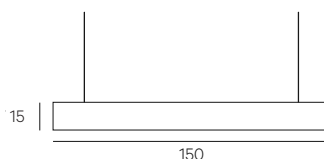
Single unit | Unità singola



End unit | Unità terminale



Central unit | Unità centrale



Extra length height (more than 180 cm) 136 euro

Kit for USA (not UL) . US Market Kit .
Kit per mercato USA

Dimmer Kit: 173 euro
Composition with unique separated dimmer (from 2 to 5 pcs): 270 euro
Composition with unique separated dimmer (from 6 to 10 pcs): 346 euro
Extra height (more than 180 cm to 400 cm): 136 euro

LCXL-22-001

4.646

LCXL-22-002

4.646

LCXL-22-003

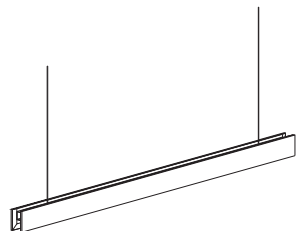
4.322

202

HENGE®

CRYSTAL

(Metal)



Certified Product
Prodotto certificato



TECHNICAL INFORMATION

Pendant energy saving led light (Energy efficiency index A) with body h7.5 cm in White Crystal stone. Low voltage power supply cable through suspension cable. Transformer incorporated in the ceiling rosette.
Modular light with central and end elements.
Standard overall height 180 cm adjustable. Can be customized.
Available extra warm-white 2700K (without extra cost).
Available 110V.
Only for indoor use.

DIMENSIONS

Single light 150x7.5h with downward pointing led, 3000K
End unit 150x7.5h with downward pointing led, 3000K
Central unit 150x7.5h with downward pointing led, 3000K

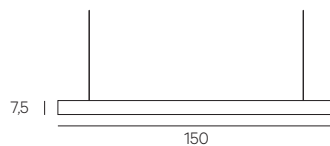
INFORMAZIONI TECNICHE

Lampada sospensione a led (classe energetica tipo A), basso consumo con luce calda.
Con corpo lampada h7,5 in pietra White Crystal. Alimentazione a bassa tensione realizzata tramite cavi di sospensione. Trasformatore inserito nel rosone. Lampada componibile con elementi terminali e centrali.
Altezza standard 180 cm regolabile, personalizzabile.
Disponibile luce extra calda 2700K (senza sovrapprezzo).
Disponibile 110V.
Solo per uso interno.

DIMENSIONI

Luce singola 150x7,5h led rivolti verso il basso, 3000K
Elemento terminale 150x7,5h led rivolti verso il basso, 3000K
Elemento centrale 150x7,5h led rivolti verso il basso, 3000K

Single Unit | Unità singola



End Unit | Unità terminale



Central unit | Unità centrale



Extra length height (more than 180 cm) 136 euro

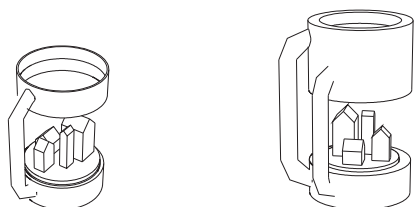
Kit for USA (not UL) : US Market Kit .
Kit per mercato USA

Dimmer Kit: 173 euro
Composition with unique separated dimmer (from 2 to 5 pcs): 270 euro
Composition with unique separated dimmer (from 6 to 10 pcs): 346 euro
Extra height (more than 180 cm to 400 cm): 136 euro

Code Codice	Burnished Brass	Burnished Platino / Titanio
LCME-22-001	2.438	2.550
LCME-22-002	2.438	2.550
LCME-22-003	2.114	2.226
	202	

HENGE®

COMPOUND



Certified Product
Prodotto certificato



TECHNICAL INFORMATION

Table lamp with led light energy saving (energy efficiency index A) with warm light. Central sculpture by Fausto Salvi in ceramic.
Structure in brass finish H-Silver® Black.
Available with extra warm light 2700K.
Available 110V.
Only for indoor use.

DIMENSIONS

cm 32x25x40h 6W - 3000K
cm 38x31x51h 7W - 3000K

INFORMAZIONI TECNICHE

Lampada da tavolo a led basso consumo (classe energetica tipo A) con luce calda. Scultura centrale in ceramica dell'artista Fausto Salvi.
Struttura in finitura ottone o H-Silver® Black.
Disponibile con luce extra calda 2700K.
Disponibile 110V.
Solo per uso interno.

DIMENSIONI

cm 32x25x40h 6W - 3000K
cm 38x31x51h 7W - 3000K

Table Lamp | Lampada da tavolo 25x32x40h

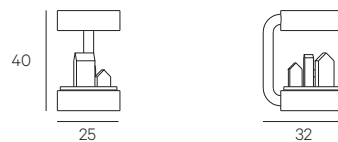
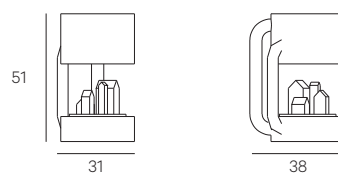


Table Lamp | Lampada da tavolo 31x38x51h



Code | Codice

Burnished Brass

H-Silver®

IL.370CP010

3.113

3.605

IL.370CP020

3.740

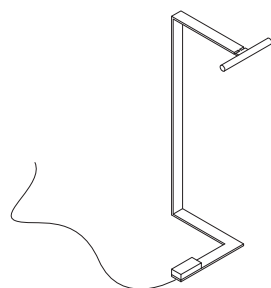
4.669

Surcharge for Black Burnished Brass 5% from Burnished brass price
Maggiorazione per finitura Ottone Brunito nero 5% dal prezzo dell'ottone brunito

Surcharge for H-Silver® Black 5% from H-Silver price
Maggiorazione per finitura H-Silver® Black 5% dal prezzo dell'H-Silver

HENGE®

FLAT LAMP



Certified Product
Prodotto certificato



TECHNICAL INFORMATION

Standard floor lamp, with brass pipe structure, size 50x10 mm (energy efficiency index A++).
Multi-directional light, plaited power lead with red silk cover (3 mt).
Only for indoor use.
Available with extra warm light 2700K (without extra costs).
Available 110V.
Push-button ignition

Finish

Burnished Brass, Black Burnished Brass, H-Silver or H-Silver Black.

DIMENSIONS

Cm 46x40x110h 3W - 3000K/2700K

INFORMAZIONI TECNICHE

Lampada da terra con struttura in tubolare di ottone misure 50x10 mm.
Luce orientabile led, (classe energetica tipo A++), basso consumo, cavo di alimentazione a treccia con rivestimento in seta rossa (3 mt).
Solo per uso interno.
Disponibile con luce extra calda 2700K (senza sovrapprezzo).
Disponibile 110V.
Accensione a pulsante.

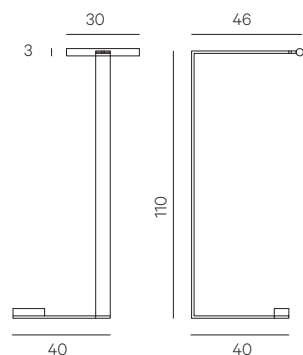
Finitura

Ottone brunito, ottone brunito nero, H-Silver o H-silver nero.

DIMENSIONI

Cm 46x40x110h 3W - 3000K/2700K

Floor Lamp | Lampada da terra 40x46x110h



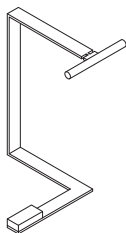
Code Codice	Burnished Brass	H-Silver®	Box Size Dms scatola	Weight Kg Peso Kg
IL.190FLF010	2.682	4.308	120 x 55 x 50	9 Kg

Surcharge for Black Burnished Brass 5% from Burnished brass price
Maggiorazione per finitura Ottone Brunito nero 5% dal prezzo dell'ottone brunito

Surcharge for H-Silver® Black 5% from H-Silver price
Maggiorazione per finitura H-Silver® Black 5% dal prezzo dell'H-Silver

HENGE®

FLAT LAMP



Certified Product
Prodotto certificato



TECHNICAL INFORMATION

Standard floor lamp, with brass pipe structure, size 50x10 mm (energy efficiency index A++). Multi-directional light, plaited power lead with red silk cover (2 mt).

Only for indoor use.

Available with extra warm light 2700K (without extra cost).

Available 110V.

Push-button ignition.

Finish

Burnished Brass, Black Burnished Brass, H-Silver or H-Silver black. Counterweight in stone from our range, thickness 2 cm.

DIMENSIONS

Cm 22x23,5x42h 3W 3000K/2700K

INFORMAZIONI TECNICHE

Lampada da terra con struttura in tubolare di ottone misure 50x10 mm. Luce orientabile led, (classe energetica tipo A++), basso consumo, cavo di alimentazione a treccia con rivestimento in seta rossa (2 mt).

Solo per uso interno.

Disponibile anche in versione luce extra calda 2700K (senza sovrapprezzo).

Disponibile 110V.

Accensione a pulsante.

Finitura

Ottone brunito, ottone brunito nero, H-Silver o H-Silver Black.

Contrappeso con pietre nella gamma a campionario spessore 2 cm.

DIMENSIONI

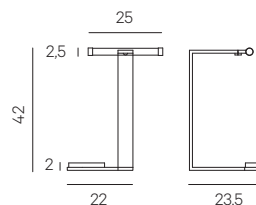
Cm 22x23,5x42h 3W 3000K/2700k

Code | Codice

Burnished Brass

H-Silver®

Table lamp | Lampada da tavolo 22x23,5x42h



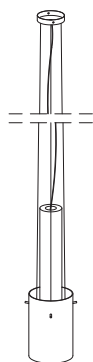
Code Codice	Burnished Brass	H-Silver®
IL190FLT010	2.178	2.822

Surcharge for Black Burnished Brass 5% from Burnished brass price
Maggiorazione per finitura Ottone Brunito nero 5% dal prezzo dell'ottone brunito

Surcharge for H-Silver® Black 5% from H-Silver price
Maggiorazione per finitura H-Silver® Black 5% dal prezzo dell'H-Silver

HENGE®

GHOST



Certified Product
Prodotto certificato



TECHNICAL INFORMATION

Dimmable pendant led light GU10 bulb (energy efficiency index A), energy saving with warm light with downward pointing leds.

Central element in resin, in transparent and grey colour, diameter 9 cm.

Light diffuser finishes

Black Burnished Steel, Burnished Titanio, Burnished Platino, Burnished Brass, Black Burnished Brass, H Silver, H Silver black using traditional techniques, diameter 18 cm.

Available 110V.

Only for indoor use.

DIMENSIONS

9,2W - 2700K or 3000K

INFORMAZIONI TECNICHE

Lampada sospensione a led GU10

(classe energetica tipo A), dimmerabile, basso consumo con luce calda rivolta verso il basso. Corpo centrale in resina nei colori trasparente e grey, diametro 9 cm con anello, diametro 18 cm.

Finiture paralume

Acciaio brunito nero, titanio brunito, platino brunito, ottone brunito, ottone brunito nero, H-Silver, H-Silver nero

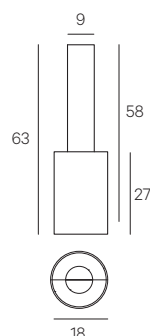
Disponibile 110V.

Solo per uso interno.

DIMENSIONI

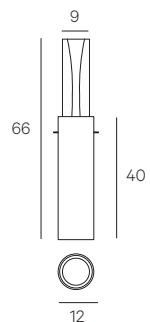
9,2W - 2700K or 3000K

Pendant light | Lampada sospesa Ø 18x63h



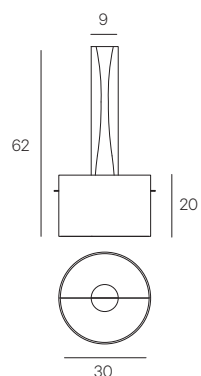
Code Codice	Black Burnished Steel	Burnished Platino Burnished Titanio	Burnished Brass	H-Silver® with grey resin	Box Size Dms scatola	Weight Kg Peso Kg
IL.200GOL018	3.155	3.312	3.499	4.140	25 x 25 x 72	Brass 15 Kg Steel 15 Kg

Pendant light | Lampada sospesa Ø 12x66h



Code Codice	Black Burnished Steel	Burnished Platino Burnished Titanio	Burnished Brass	H-Silver® with grey resin	Box Size Dms scatola	Weight Kg Peso Kg
IL.200GOL012	3.345	3.512	3.690	4.306	25 x 25 x 72	Brass 15 Kg Steel 15 Kg

Pendant light | Lampada sospesa Ø 30x62h



Code Codice	Black Burnished Steel	Burnished Platino Burnished Titanio	Burnished Brass	H-Silver® with grey resin	Box Size Dms scatola	Weight Kg Peso Kg
IL.200GOL030	3.345	3.512	3.690	4.306	25 x 25 x 72	Brass 15 Kg Steel 15 Kg

* 2700K available at the same price | 2700K Disponibile senza maggiorazione di prezzo

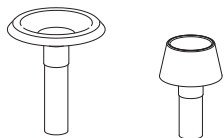
Extra height (more than 180 cm to 400 cm): 135 euro

Surcharge for Black Burnished Brass 3% from Burnished brass price
Maggiorazione per finitura Ottone Brunito nero 3% dal prezzo dell'ottone brunito

Surcharge for H-Silver® Black 3% from H-Silver price
Maggiorazione per finitura H-Silver® Black 3% dal prezzo dell'H-Silver

HENGE®

GHOST LAMP



Certified Product
Prodotto certificato



TECHNICAL INFORMATION

Table lamp with COB led energy saving (energy efficiency index A) with warm light. Central element in resin, transparent or grey colour, diameter 9 cm, plaited power lead with black silk cover (4.5 mt).

Light diff user finishes

Black Burnished Steel, burnished Titanio, burnished Platino, burnished brass, black burnished brass, H-Silver or H-Silver Black.
Available extra warm-white 2700K only for standard version (without extra costs). Available 110V. Only for indoor use. Push-button ignition. Rechargeable version with internal rechargeable battery warm led light. Touch dimmer. Battery charger included.

DIMENSIONS

Ø cm 25x38h, 4W, 3000K *

Ø cm 38x45h, 4W, 3000K *

RECHARGEABLE VERSION

Ø cm 25x38h, 3W, 3000K **

Ø cm 38x45h, 3W, 3000K **

INFORMAZIONI TECNICHE

Lampada da tavolo con led COB (classe energetica tipo A) luce calda. Corpo centrale in resina nei colori trasparente o grigio, diametro 9cm, cavo di alimentazione a treccia con rivestimento in seta nera (4,5 mt).

Finiture paralume

Acciaio brunito nero, Titanio brunito, Platino brunito, ottone brunito, ottone brunito nero, H-Silver® o H-Silver Nero.
Disponibile luce extra calda 2700K solo per versione standard (senza sovrapprezzo). Disponibile 110V. Solo per uso interno. Accensione a pulsante. Versione con batteria ricaricabile interna, led luce calda. Dimmerabile al tocco. Caricabatteria incluso.

DIMENSIONI

Ø cm 25x38h, 4W, 3000K *

Ø cm 38x45h, 4W, 3000K *

VERSIONE RICARICABILE

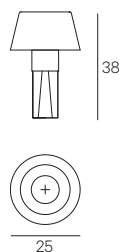
Ø cm 25x38h, 3W, 3000K **

Ø cm 38x45h, 3W, 3000K **

* Standard version available 3000K or 2700K upon request
Versione standard disponibile 3000K o 2700K su richiesta

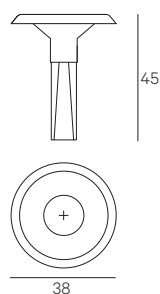
** Rechargeable version available only 2900K
Versione ricaricabile disponibile solo 2900K

Table lamp | Lampada da tavolo Ø 25x38h



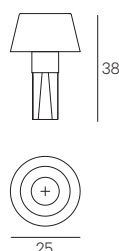
Lamp Shade	Code Codice	Transparent resin	Grey resin	Box Size Dms scatola	Weight Kg Peso Kg
Black Burnished Steel	IL.205GOE025	2.041	2.041	27 x 27 x 73 H	5 Kg
Burnished Platino Burnished Titanio		2.151	2.151		
Burnished Brass		2.388	2.388		
H-Silver®		3.028	3.028		

Table lamp | Lampada da tavolo Ø 38x45h



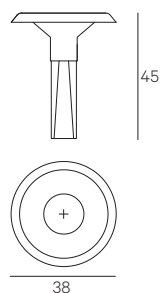
Black Burnished Steel	IL.205GOE038	2.041	2.041	42 x 42 x 56 H	5,6 Kg
Burnished Platino Burnished Titanio		2.151	2.151		
Burnished Brass		2.388	2.388		
H-Silver®		3.028	3.028		

Rechargeable table lamp (available only 2900K) | Lampada da tavolo ricaricabile (disponibile solo 2900K) Ø 25x38h



Black Burnished Steel	IL.207GOE025	2.454	2.454	27 x 27 x 73 H	5 Kg
Burnished Platino Burnished Titanio		2.563	2.563		
Burnished Brass		2.799	2.799		
H-Silver®		3.439	3.439		

Rechargeable table lamp (available only 2900K) | Lampada da tavolo ricaricabile (disponibile solo 2900K) Ø 38x45h



Black Burnished Steel	IL.207GOE038	2.454	2.454	42 x 42 x 56 H	5,6 Kg
Burnished Platino Burnished Titanio		2.563	2.563		
Burnished Brass		2.799	2.799		
H-Silver®		3.439	3.439		

HENGE®

Finishes | Finiture

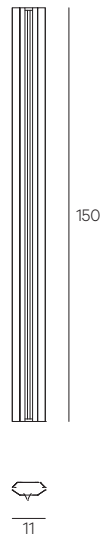
Code | Codice

Burnished Brass

GLADIO



Dimensions | Dimensioni 11x5x150h



TECHNICAL INFORMATION

STRUCTURE

Dimmable wall light made of metal with a built-in trihedron Murano glass.
Transformer built in the wall box. Indoor use only.

Light

Strip led 24V, warm white 3000K, CRI > 90.

Voltage 240V or 120V upon request.

*Dimmer not included

DIMENSIONS

Light cm 11x150h with downward pointing led, 3000K.

INFORMAZIONI TECNICHE

Struttura

Lampada dimmerabile realizzata in metallo con triade in vetro di Murano incorporato.

Trasformatore integrato nella scatola a muro.

Solo per uso interno

Luce

Strip led 24V, bianco caldo 3000K, CRI > 90.

Tensione 240V or 120V su richiesta.

* Dimmer non incluso

DIMENSIONI

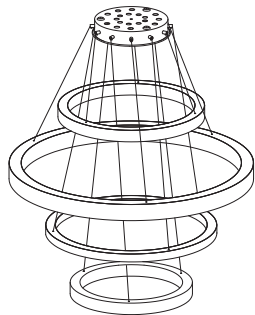
Lampada cm 11x150h led rivolti verso il basso, 3000K

Burnished Platino Burnished Titanio	LGLA-22-001	2.303
Burnished Brass		2.432
Black Burnished Brass		2.490
H-Silver Patina		3.686
H Pale Gold		3.927

Surcharge for Black Burnished Brass 5% from Burnished Brass price
Maggiorazione per finitura ottone brunito nero 5% dal prezzo dell'ottone brunito

HENGE®

LIGHT RING



Certified Product
Prodotto certificato



TECHNICAL INFORMATION

Dimmable pendant led light (energy efficiency index A), energy saving with warm light, in several compositions made up of metal rings. Handmade, available in different sizes and types of light emission; transformers inserted in the ceiling rosette, rings powered with low voltage through suspension wires. Available with extra warm light 2700K or 4000K (without extra costs). Available 110V.

Only for indoor use.

Dimmable push button. Other dimming systems available upon request.

Finishes

Black Burnished Steel, burnished Platino, burnished Titanio, burnished brass, black burnished brass, H-Silver or H-Silver black.

DIMENSIONS

3 ring composition (from top to bottom)

- 1 x Ø 60 cm ring with upward pointing led
- 2 x Ø 70 cm rings with central pointing led
- 3 x Ø 50 cm rings with downward pointing led

Minimum overall height 90 cm

Total 45W - 3000K

4 ring composition (from top to bottom)

- 1 x Ø 60 cm ring with upward pointing led
- 2 x Ø 100 cm rings with or without upward pointing led
- 3 x Ø 70 cm rings with central pointing led
- 4 x Ø 50 cm rings with downward pointing led

Minimum overall height 120 cm

Total 45W - 3000K - Total Full Led 71W - 3000K

8 ring composition (from top to bottom)

- 1 X Ø 70 cm ring with central pointing led
- 2 X Ø 60 cm ring with upward pointing led
- 3 X Ø 100 cm ring with or without upward pointing led
- 4 X Ø 70 cm ring with central pointing led
- 5 X Ø 60 cm ring with upward pointing led
- 6 X Ø 100 cm ring with or without upward pointing led
- 7 X Ø 60 cm ring with upward pointing led
- 8 X Ø 50 cm ring with downward pointing led

Minimum overall height 280 cm

Total 92W - 3000K - Total Full Led 144W - 3000K

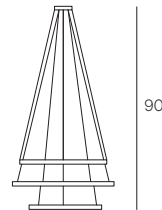
12 ring composition (from top to bottom)

- 1 X Ø 70 cm ring with central pointing led
- 2 X Ø 100 cm ring with downward pointing led
- 3 X Ø 70 cm ring with central pointing led
- 4 X Ø 60 cm ring with downward pointing led
- 5 X Ø 100 cm ring with upward pointing led
- 6 X Ø 70 cm ring with central pointing led
- 7 X Ø 60 cm ring with upward pointing led
- 8 X Ø 100 cm ring with downward pointing led
- 9 X Ø 60 cm ring with downward pointing led
- 10 X Ø 70 cm ring with central pointing led
- 11 X Ø 60 cm ring with upward pointing led
- 12 X Ø 50 cm ring with downward pointing led

Minimum overall height 400 cm (Steel suspension wires)

Total 218W - 3000K

Light Ring Medium (3 ring - anelli)

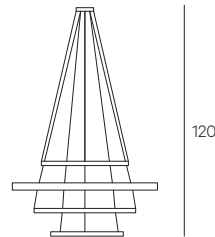


Code Codice	Burnished Steel	Burnished Platino Burnished Titanio	Burnished Brass	H-Silver®	Box Size Dms scatola	Weight Kg Peso Kg
IL.030LRMD03A	(CE)	4.939	5185	5937	77 x 77 x 22	Brass 15 Kg Steel 19 Kg
	(UL)	6.317	6.632	7.342		

* Upgraded version 79W: 1.227 euro

Light Ring Maxi (4 ring - anelli)

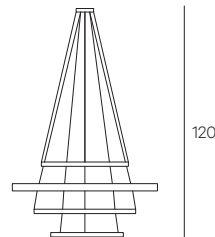
Ring Ø 100 without led | Anello Ø 100 senza led



IL.030LRMX04A	(CE)	6.380	6.699	7.821	108 x 108 x 22	Brass 24 Kg Steel 31 Kg
	(UL)	7.758	8.145	9.084		

* Upgraded version 79W: 1.227 euro

Light Ring Maxi Full Led Ø 100 ring with upward pointing leds | Light Ring Maxi Full Led con anello Ø 100 cm elettrificato



IL.030LRMX04AF	(CE)	6.953	7.300	8.258	108 x 108 x 24	Brass 24 Kg Steel 31 Kg
	(UL)	8.808	9.249	10.113		

* Upgraded version 121W: 1.921 euro

* CE Certified Light Ring available with 110 V and 220 V
Disponibile il Light Ring Certificato CE 110/220 V

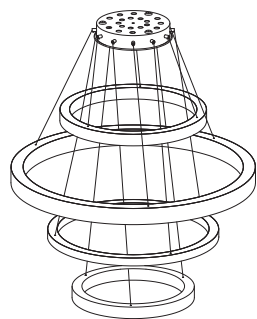
Surcharge for Black Burnished Brass 5% from Burnished brass price
Maggiorazione per finitura Ottone Brunito nero 5% dal prezzo dell'ottone brunito

Dimmer Kit: 173 euro (standard push button included)

Extra height (more than 180 cm to 400 cm): 273 euro

HENGE®

LIGHT RING



Certified Product
Prodotto certificato



TECHNICAL INFORMATION

Lampada sospensione a led (Classe energetica tipo A), dimmerabile, basso consumo con luce calda, in varie composizioni formata da anelli profilati in metallo in diverse misure e tipologie di emissione luminosa; trasformatori inseriti nel rosone, alimentazione degli anelli a bassa tensione realizzata tramite cavi di sospensione.

Disponibile con luce extra calda 2700K o 4000K (senza sovrapprezzo).

Disponibile 110V.

Solo per uso interno.

Dimmerabile con interruttore a pulsante. Altre tipologie di dimmerazione disponibili su richiesta.

Finiture

Acciaio brunito nero, Platino brunito, Titanio brunito, ottone brunito, ottone brunito nero, H-Silver o H-Silver nero.

DIMENSIONI

Composizione a 3 anelli (dall'alto verso il basso)

1 anello da Ø 60 cm con led rivolti verso l'alto

2 anello da Ø 70 cm con led rivolti verso il centro

3 anello da Ø 50 cm con led rivolti verso il basso

Sviluppo minimo 90 cm

Totale 45W - 3000K

Composizione a 4 anelli (dall'alto verso il basso)

1 anello da Ø 60 cm con led rivolti verso l'alto

2 anello da Ø 100 cm con (full led) o senza led rivolti verso l'alto

3 anello da Ø 70 cm con led rivolti verso il centro

4 anello da Ø 50 cm con led rivolti verso il basso

Sviluppo minimo 120 cm

Totale 45W - 3000K

Composizione da 8 anelli (dall'alto verso il basso)

1 anello x Ø 70 cm con led rivolti verso il centro

2 anello x Ø 60 cm con led rivolti verso l'alto

3 anello x Ø 100 cm con (full led) o senza led rivolti verso l'alto

4 anello x Ø 70 cm con led rivolti verso il centro

5 anello x Ø 60 cm con led rivolti verso l'alto

6 anello x Ø 100 cm con (full led) o senza led rivolti verso l'alto

7 anello x Ø 60 cm con led rivolti verso l'alto

8 anello x Ø 50 cm con led rivolti verso il basso

Sviluppo minimo 280 cm

Totale 92W - 3000K

Composizione da 12 anelli (dall'alto verso il basso)

1 anello x Ø 70 cm con led rivolti verso il centro

2 anello x Ø 100 cm con led rivolti verso il basso

3 anello x Ø 70 cm con led rivolti verso il centro

4 anello x Ø 60 cm con led rivolti verso il basso

5 anello x Ø 100 cm con led rivolti verso l'alto

6 anello x Ø 70 cm con led rivolti verso il centro

7 anello x Ø 60 cm con led rivolti verso l'alto

8 anello x Ø 100 cm con led rivolti verso il basso

9 anello x Ø 60 cm con led rivolti verso il basso

10 anello x Ø 70 cm con led rivolti verso il centro


11 anello x Ø 60 cm con led rivolti verso l'alto

12 anello x Ø 50 cm con led rivolti verso il basso

Sviluppo minimo 400 cm, sospeso con cavi d'acciaio

Totale 218W - 3000K


Light Ring XXL (8 ring - anelli)
Ring Ø 100 without led | Anelli Ø 100 senza led



Code Codice	Burnished Steel	Burnished Platino Burnished Titanio	Burnished Brass	H-Silver®	Box Size Dms scatola	Weight Kg Peso Kg
IL.030LRXL08A (CE)	15.246	16.010	17.552	23.694	108 x 108 x 26	Brass 42 Kg Steel 54 Kg

* Upgraded version 163W: 2.515 euro

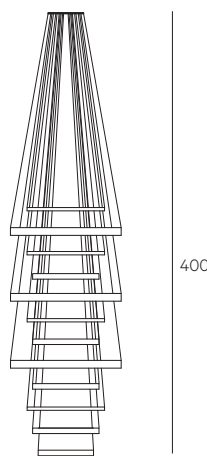
Light Ring XXL Full Led
Rings Ø 100 with upwading leds | Anelli Ø 100 con led puntamento verso l'alto



Code Codice	Burnished Steel	Burnished Platino Burnished Titanio	Burnished Brass	H-Silver®	Box Size Dms scatola	Weight Kg Peso Kg
IL.030LRXL08AF (CE)	16.364	17.183	19.023	25.668	108 x 108 x 26	Brass 42 Kg Steel 54 Kg

* Upgraded version 247W: 3.905 euro

Light Ring XXL MAXI Full Led (12 ring - anelli)



Code Codice	Burnished Steel	Burnished Platino Burnished Titanio	Burnished Brass	H-Silver®	Box Size Dms scatola	Weight Kg Peso Kg
IL.030LRXL12AF (CE)	35.692	37.119	37.919	51.180	108 x 108 x 32	Brass 56 Kg Steel 77 Kg

* Upgraded version 381W: 6.059 euro

Different dimensions and finishes upon request | Dimensioni e finiture diverse disponibili su richiesta
Extra length height available upon request | Altezze extra disponibili su richiesta

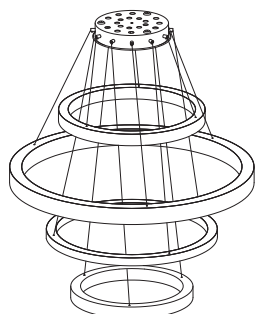
Surcharge for Black Burnished Brass 5% from Burnished brass price
Maggiorazione per finitura Ottone Brunito nero 5% dal prezzo dell'ottone brunito

Dimmer Kit: 173 euro (standard push button included)

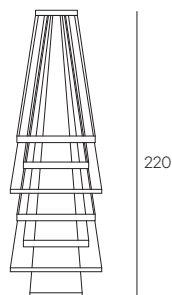
Extra height available upon request

HENGE®

LIGHT RING



Light Ring Slim XXL (7 ring - anelli)



Code Codice	Burnished Steel	Burnished Platino Burnished Titanio	Burnished Brass	H-Silver®	Box Size Dms scatola	Weight Kg Peso Kg
IL.030LRXL07AF (CE)	14.556	15.284	16.849	23.588	76 x76 x 26	Brass . ottone 38 Kg Steel 38 Kg

* Upgraded version 175W: 2.515 euro

Dimmer Kit: 173 euro (standard push button included)

* 2700K available at the same price.
2700K Disponibile senza maggiorazione di prezzo

Different dimensions and finishes upon request | Dimensioni e finiture diverse disponibili su richiesta

* CE Certified Light Ring available with 110 V and 220 V
Disponibile il Light Ring Certificato CE 110/220 V

Surcharge for Black Burnished Brass 5% from Burnished brass price
Maggiorazione per finitura Ottone Brunito nero 5% dal prezzo dell'ottone brunito

Extra height available upon request

Certified Product
Prodotto certificato



TECHNICAL INFORMATION

Dimmable pendant led light (energy efficiency index A), energy saving with warm light, in several compositions made up of metal rings. Handmade, available in different sizes and types of light emission; transformers inserted in the ceiling rosette, rings powered with low voltage through suspension wires. Available with extra warm light 2700K or 4000K (without extra costs). Available 110V. Only for indoor use.

Dimmable push button. Other dimming systems available upon request.

Finishes

Black Burnished Steel, burnished Platino, burnished Titanio, burnished brass, black burnished brass, H-Silver or H-Silver black.

DIMENSIONS

7 ring composition (from top to bottom)

- 1 X Ø 60 cm ring with upward pointing led
- 2 X Ø 50 cm ring with downward pointing led
- 3 X Ø 70 cm ring with central pointing led
- 4 X Ø 60 cm ring with upward pointing led
- 5 X Ø 50 cm ring with downward pointing led
- 6 X Ø 70 cm ring with central pointing led
- 7 X Ø 40 cm ring with downward pointing led

Minimum overall height 220 cm
Total Full Led 99W - 3000K Total 218W - 3000K

INFORMAZIONI TECNICHE

Lampada sospensione a led (classe energetica tipo A), dimmerabile, basso consumo con luce calda, in varie composizioni formata da anelli profilati in metallo in diverse misure e tipologie di emissione luminosa; trasformatori inseriti nel rosone, alimentazione degli anelli a bassa tensione realizzata tramite cavi di sospensione. Disponibile con luce extra calda 2700K o 4000K (senza sovrapprezzo). Disponibile 110V. Solo per uso interno.

Dimmerabile con interruttore a pulsante. Altre tipologie di dimmerazione disponibili su richiesta.

Finiture

Acciaio brunito nero, Platino brunito, Titanio brunito, ottone brunito, ottone brunito nero, H-Silver o H-Silver nero.

DIMENSIONI

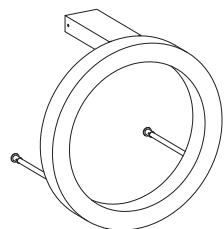
Composizione a 7 anelli (dall'alto verso il basso)

- 1 anello da Ø 60 cm con led rivolti verso l'alto
- 2 anello da Ø 50 cm con led rivolti verso il basso
- 3 anello da Ø 70 cm con led rivolti verso il centro
- 4 anello da Ø 60 cm con led rivolti verso l'alto
- 5 anello da Ø 50 cm con led rivolti verso il basso
- 6 anello da Ø 70 cm con led rivolti verso il centro
- 7 anello da Ø 40 cm con led rivolti verso il basso

Sviluppo minimo 220 cm
Totale Full Led 99W - 3000K Total 218W - 3000K

HENGE®

LIGHT RING WALL



Certified Product
Prodotto certificato



TECHNICAL INFORMATION

Wall sconce energy saving led light with warm light, (energy efficiency index A) formed with metal rings of various sizes and types of illumination; transformers incorporated in the wall junction box.

Dimmable upon request.

Available with extra warm light 2700K or 4000K (without extra costs).

Available 110V.

Only for indoor use.

Finish

Black Burnished Steel, burnished Platino, burnished Titanio, burnished brass, black burnished brass, H-Silver or H-Silver black.

DIMENSIONS

Ring, Ø 40 cm, with leds pointing towards the wall; 11W - 3000K

Ring, Ø 70 cm, with leds pointing towards the wall; 16W - 3000K

Ring, Ø 100 cm, with leds pointing towards the wall; 25W - 3000K

INFORMAZIONI TECNICHE

Lampada a parete a led basso consumo (classe energetica tipo A) con luce calda, formata da anelli in metallo, in diverse misure e tipologie di emissione luminosa; trasformatore inseriti nel raccordo scatola. Dimmerabile su richiesta.

Disponibile con luce extra calda 2700K o 4000K (senza sovrapprezzo).

Disponibile 110V.

Solo per uso interno.

Finitura

Acciaio brunito nero, Platino brunito, Titanio brunito, ottone brunito, ottone brunito nero, H-Silver® o H-Silver nero.

DIMENSIONI

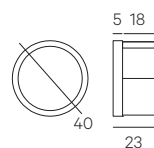
Anello da Ø 40 cm con led rivolti verso la parete; 11W - 3000K

Anello da Ø 70 cm con led rivolti verso la parete; 16W - 3000K

Anello da Ø 100 cm con led rivolti verso la parete; 25W - 3000K

Code Codice	Burnished Steel	Burnished Platino Burnished Titanio	Burnished Brass	H-Silver®	Box Size Dms scatola	Weight Kg Peso Kg
---------------	-----------------	----------------------------------------	-----------------	-----------	-------------------------	----------------------

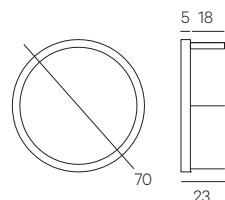
Light Ring Wall Ø40



* Upgraded version 19W: 308 euro

IL.020LRW040	(CE)	1.751	1.806	2.151	2.903	58 x 58 x 24	Brass 5 Kg Steel 6 Kg
	(UL)	1.993	2.055	2.393	3.146		

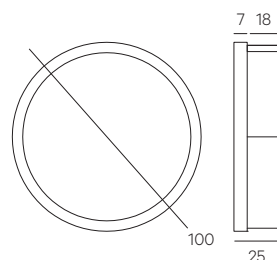
Light Ring Wall Ø70



* Upgraded version 28W: 532 euro

IL.020LRW070	(CE)	2.282	2.351	2.787	3.762	77 x 77 x 24	Brass 8 Kg Steel 10 Kg
	(UL)	2.524	2.602	3.032	4.006		

Light Ring Wall Ø100



* Upgraded version 42W: 758 euro

IL.020LRW100	(CE)	2.864	2.952	3.641	4.914	108 x 108 x 24	Brass 14 Kg Steel 17 Kg
	(UL)	3.107	3.202	3.884	5.156		

* CE Certified lamps are available with 110 V on request at the same price. For US market they will need the Us Kit
UL Certified lamps are already included with Us Kit
È possibile avere la lampada certificata CE per il mercato USA utilizzando l'apposito Kit

Kit for USA (not UL) . US Market Kit .
Kit per mercato USA

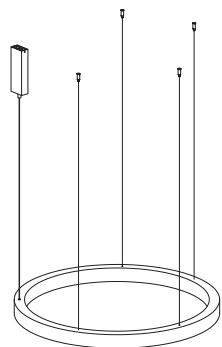
214

Surcharge for Black Burnished Brass 5% from Burnished brass price
Maggiorazione per finitura Ottone Brunito nero 5% dal prezzo dell'ottone brunito

Dimmer Kit: 173 euro each

HENGE®

LIGHT RING HORIZONTAL



Certified Product
Prodotto certificato



TECHNICAL INFORMATION

Dimmable energy saving led (energy efficiency index A) light with warm light, formed with rings of various sizes and types of illumination; transformer incorporated in the ceiling rosette, low voltage power supply to the rings through the suspension cables.

Available alternative fixing system for light with remote transformer.

Available with extra warm light 2700K (without extra costs).

Only for indoor use.

Standard overall height 180 cm.

Finish

Black Burnished Steel, burnished Platino, burnished Titanio, burnished brass, black burnished brass, H-Silver or H-Silver Black.

DIMENSIONS

Ring Ø 40 cm with led pointing downward; 11W - 3000K

Ring Ø 50 cm with led pointing downward; 15W - 3000K

Ring Ø 60 cm with led pointing downward; 17W - 3000K

Ring Ø 70 cm with led pointing downward; 19W - 3000K

Ring Ø 100 cm with led pointing downward; 28W - 3000K

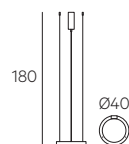
Ring Ø 120 cm with led pointing downward; 34W - 3000K

Ring Ø 140 cm with led pointing downward; 40W - 3000K

Ring Ø 160 cm with led pointing downward; 46W - 3000K

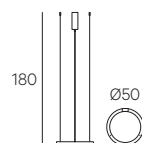
Ring Ø 180 cm with led pointing downward; 52W - 3000K

Light Ring horizontal Ø40



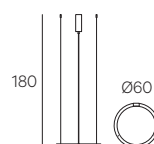
* Upgraded version 19W: 309 euro

Light Ring horizontal Ø50



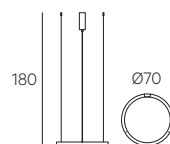
* Upgraded version 24W: 390 euro

Light Ring horizontal Ø60



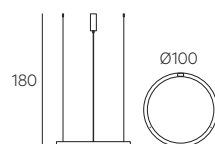
* Upgraded version 28W: 462 euro

Light Ring horizontal Ø70



* Upgraded version 33W: 532 euro

Light Ring horizontal Ø100



* Upgraded version 46W: 758 euro

* CE Certified lamps are available with 110 V on request at the same price. For US market they will need the Us Kit UL. Certified lamps are already included with Us Kit. È possibile avere la lampada certificata CE per il mercato USA utilizzando l'apposito Kit

Kit for USA (not UL) . US Market Kit .
Kit per mercato USA

Code Codice	Burnished Steel	Burnished Platino Burnished Titanio	Burnished Brass	H-Silver®	H-Silver® Black	Box Size Dms scatola	Weight Kg Peso Kg
---------------	-----------------	----------------------------------------	-----------------	-----------	--------------------	-------------------------	----------------------

IL.010LRH040	(CE)	1.751	1.806	2.151	2.903	47 x 47 x 22	Brass 5 Kg
	(UL)	2.075	2.137	2.474	3.146		3.243

IL.010LRH050	(CE)	1.904	1.961	2.344	3.163	77 x 77 x 22	Brass 6 Kg
	(UL)	2.228	2.295	2.668	3.486		3.593

IL.010LRH060	(CE)	2.219	2.289	2.554	3.447	77 x 77 x 22	Brass 7 Kg
	(UL)	2.542	2.620	2.877	3.771		3.888

IL.010LRH070	(CE)	2.466	2.541	2.786	3.762	77 x 77 x 22	Brass 8 Kg
	(UL)	2.709	2.793	3.110	4.006		4.129

IL.010LRH100	(CE)	3.136	3.231	3.599	4.857	108 x 108 x 22	Brass 10 Kg
	(UL)	3.379	4.041	3.923	5.181		5.337

Kit for USA (not UL) . US Market Kit .
Kit per mercato USA

214

Dimmer Kit: 173 euro

Composition with unique separated dimmer (from 2 to 5 pcs): 270 euro

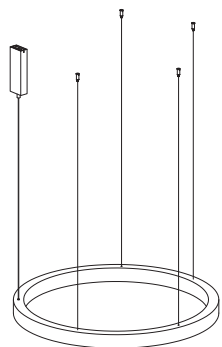
Composition with unique separated dimmer (from 6 to 10 pcs): 346 euro

Extra height (more than 180 cm to 400 cm): 189 euro

Surcharge for Black Burnished Brass 5% from Burnished brass price
Maggiorazione per finitura ottone brunito nero 5% dal prezzo dell'ottone brunito

HENGE®

LIGHT RING HORIZONTAL



Certified Product
Prodotto certificato



INFORMAZIONI TECNICHE

Lampada a sospensione dimmerabile a led (classe energetica tipo A) basso consumo con luce calda, formata da anelli in diverse misure e tipologie di emissione luminosa; trasformatori inseriti nel rosone, alimentazione degli anelli a bassa tensione realizzata tramite cavo di sospensione.

Disponibili sistemi di fissaggio alternativi per lampada con trasformatore remoto.

Disponibile con luce extra calda 2700K (senza sovrapprezzo).

Solo per uso interno.

Sviluppo standard 180 cm

Finitura

Acciaio brunito nero, Platino brunito, Titano brunito, ottone brunito, ottone brunito nero, H-Silver, H-Silver Nero.

DIMENSIONI

Anello da Ø 40 cm con led rivolti verso il basso; 11W - 3000K

Anello da Ø 50 cm con led rivolti verso il basso; 15W - 3000K

Anello da Ø 60 cm con led rivolti verso il basso; 17W - 3000K

Anello da Ø 70 cm con led rivolti verso il basso; 19W - 3000K

Anello da Ø 100 cm con led rivolti verso il basso; 28W - 3000K

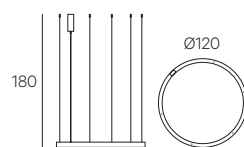
Anello da Ø 120 cm con led rivolti verso il basso; 34W - 3000K

Anello da Ø 140 cm con led rivolti verso il basso; 40W - 3000K

Anello da Ø 160 cm con led rivolti verso il basso; 46W - 3000K

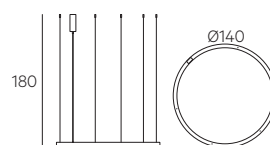
Anello da Ø 180 cm con led rivolti verso il basso; 52W - 3000K

Light Ring horizontal Ø120



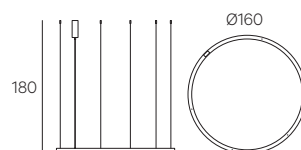
* Upgraded version 55W: 922 euro

Light Ring horizontal Ø140



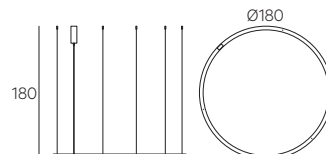
* Upgraded version 67W: 1.064 euro

Light Ring horizontal Ø160



* Upgraded version 76W: 1.227 euro

Light Ring horizontal Ø180



* Upgraded version 85W: 1.390 euro

* CE Certified lamps are available with 110 V on request at the same price. For US market they will need the Us Kit UL. Certified lamps are already included with Us Kit. È possibile avere la lampada certificata CE per il mercato USA utilizzando l'apposito Kit

Kit for USA (not UL) . US Market Kit .
Kit per mercato USA

Dimmer Kit: 173 euro

Composition with unique separated dimmer (from 2 to 5 pcs): 270 euro

Composition with unique separated dimmer (from 6 to 10 pcs): 346 euro

Extra height (more than 180 cm to 400 cm): 135 euro

Surcharge for Black Burnished Brass 5% from Burnished brass price
Maggiorazione per finitura ottone brunito nero 5% dal prezzo dell'ottone brunito

Code Codice	Burnished Steel	Burnished Platino Burnished Titano	Burnished Brass	H-Silver®	H-Silver® Black	Box Size Dms scatola	Weight Kg Peso Kg
---------------	-----------------	---------------------------------------	-----------------	-----------	--------------------	-------------------------	----------------------

IL.010LRH120	(CE)	5.036	5.287	5.412	7.887	8.283	147 x 147 x 22	Brass 10 Kg Steel 12 Kg
	(UL)	5.363	5.631	5.739	8.217	8.627		

IL.010LRH140	(CE)	5.547	5.768	5.952	8.858	9.302	147 x 147 x 22	Brass 16 Kg Steel 18 Kg
	(UL)	5.874	6.167	6.279	9.188	9.647		

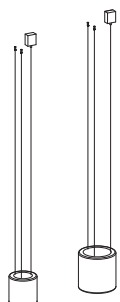
IL.010LRH160	(CE)	6.171	6.481	6.607	10.012	10.513	187 x 187 x 22	Brass 19 Kg Steel 24 Kg
	(UL)	6.501	6.826	6.935	10.340	10.856		

IL.010LRH180	(CE)	7.211	7.572	7.700	11.710	12.296	187 x 187 x 22	Brass 22 Kg Steel 34 Kg
	(UL)	7.538	7.916	8.028	11.918	12.639		

214

HENGE®

LIGHT RING HORIZONTAL XS



Certified Product
Prodotto certificato



TECHNICAL INFORMATION

Energy saving led (energy efficiency index A) light with warm light, formed with rings of various sizes and types of illumination; transformer incorporated in the ceiling rosette, low voltage power supply to the rings through the suspension cables. Platted power lead with BlackMetal Cord.
Available alternative fixing system for light with remote transformer.
Available with extra warm light 2700K or 4000K (without extra costs).
Only for indoor use.
Standard overall height 180 cm.

Finish

External finish Black Burnished Steel, burnished Platino, burnished Titano, burnished brass, black burnished brass, H-Silver, H-Silver Black.
Internal in the same material, shine finish.

DIMENSIONS

Ring Ø 15, 15h cm with led pointing up and downward; 15W- 3000K
Ring Ø 20, 20h cm with led pointing up and downward; 23W- 3000K

INFORMAZIONI TECNICHE

Lampada a sospensione a led (classe energetica tipo A) basso consumo con luce calda, formata da anelli in diverse misure e tipologie di emissione luminosa; trasformatori inseriti nel rosone, alimentazione degli anelli a bassa tensione realizzata tramite cavo di sospensione. Alimentazione con cavo a treccia rivestito in metallo nero. Disponibili sistemi di fissaggio alternativi per lampada con trasformatore remoto.
Disponibile con luce extra calda 2700K o 4000K (senza sovrapprezzo).
Disponibile 110V.
Solo per uso interno.
Sviluppo standard 180 cm

Finitura

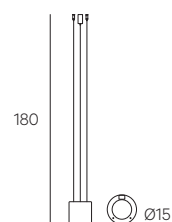
Finitura esterna in Acciaio brunito nero, Platino brunito, Titano brunito, ottone brunito, ottone brunito nero, H-Silver, H-Silver Nero.
Interno nello stesso materiale, finitura lucina.

DIMENSIONI

Anello da Ø 15, 15h cm con led rivolti verso l'alto e il basso; 15W - 3000 K
Anello da Ø 20, 20h cm con led rivolti verso l'alto e il basso; 23W - 3000 K

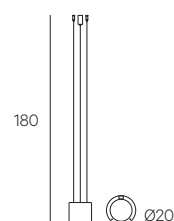
Code Codice	Black Burnished Steel	Burnished Platino Burnished Titano	Burnished Brass	H-Silver® Black
---------------	-----------------------	---------------------------------------	-----------------	-----------------

Light Ring horizontal Ø15



IL.010LRH015	(CE)	1424	1699	1548	2009
--------------	------	------	------	------	------

Light Ring horizontal Ø20



IL.010LRH020	(CE)	1733	2101	2166	2904
--------------	------	------	------	------	------

* CE Certified lamps are available with 110 V on request at the same price. For US market they will need the Us Kit

È possibile avere la lampada certificata CE per il mercato USA utilizzando l'apposito Kit

Kit for USA (not UL) . US Market Kit
Kit per mercato USA

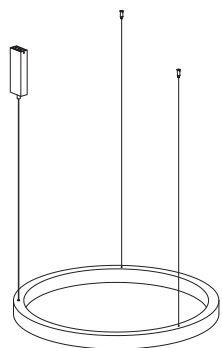
214

Dimmer Kit: 173 euro
Composition with unique separated dimmer (from 2 to 5 pcs): 270 euro
Composition with unique separated dimmer (from 6 to 10 pcs): 346 euro
Extra height (more than 180 cm to 400 cm): 135 euro

Surcharge for Black Burnished Brass 5% from Burnished brass price
Maggiorazione per finitura ottone brunito nero 5% dal prezzo dell'ottone brunito

HENGE®

LIGHT RING HORIZONTAL (Inwards pointing light)



Certified Product
Prodotto certificato



TECHNICAL INFORMATION

Energy saving led (energy efficiency index A) light with warm light, formed with rings of various sizes and types of illumination; transformer incorporated in the ceiling rosette, low voltage power supply to the rings through the suspension cables.

Available alternative fixing system for light with remote transformer.
Available with extra warm light 2700K or 4000K (without extra costs).
Only for indoor use.
Standard overall height 180 cm.

Finish

External finish Black Burnished Steel, burnished Platino, burnished Titanio, burnished brass, black burnished brass, H-Silver, H-Silver Black.

DIMENSIONS

Ring Ø 40 cm with central pointing led; 11W - 3000K
Ring Ø 50 cm with central pointing led; 15W - 3000K
Ring Ø 60 cm with central pointing led; 17W - 3000K
Ring Ø 70 cm with central pointing led; 19W - 3000K

INFORMAZIONI TECNICHE

Lampada a sospensione a led (classe energetica tipo A) basso consumo con luce calda, formata da anelli in diverse misure e tipologie di emissione luminosa; trasformatore inserito nel rosone, alimentazione degli anelli a bassa tensione realizzata tramite cavo di sospensione. Disponibili sistemi di fissaggio alternativi per lampada con trasformatore remoto. Disponibile con luce extra calda 2700K o 4000K (senza sovrapprezzo). Disponibile 110V.

Solo per uso interno.
Sviluppo standard 180 cm

Finitura

Acciaio brunito nero, Platino brunito, Titano brunito, ottone brunito, ottone brunito nero, H-Silver, H-Silver Nero.

DIMENSIONI

Anello da Ø 40 cm con led rivolti verso il centro; 11W - 3000K
Anello da Ø 50 cm con led rivolti verso il centro; 15W - 3000K
Anello da Ø 60 cm con led rivolti verso il centro; 17W - 3000K
Anello da Ø 70 cm con led rivolti verso il centro; 19W - 3000K

Light Ring horizontal Ø40



Code Codice	Black Burnished Steel	Burnished Platino Burnished Titanio	Burnished Brass	H-Silver®	H-Silver® Black	Box Size Dms scatola	Weight Kg Peso Kg
---------------	-----------------------	----------------------------------------	-----------------	-----------	-----------------	-------------------------	----------------------

IL.010LRH040C	1.926	1.986	2.366	3.194	3.292	47 x 47 x 22	Brass 5 Kg Steel 6 Kg
---------------	-------	-------	-------	-------	-------	--------------	--------------------------

* Upgraded version 24W: 1159 euro

Light Ring horizontal Ø50



IL.010LRH050C	2.095	2.158	2.578	3.480	3.587	77 x 77 x 22	Brass 6 Kg Steel 7 Kg
---------------	-------	-------	-------	-------	-------	--------------	--------------------------

* Upgraded version 24W: 135 euro

Light Ring horizontal Ø60



IL.010LRH060C	2.442	2.517	2.810	3.793	3.907	77 x 77 x 22	Brass 7 Kg Steel 9 Kg
---------------	-------	-------	-------	-------	-------	--------------	--------------------------

* Upgraded version 28W: 389 euro

Light Ring horizontal Ø70



IL.010LRH070C	2.713	2.796	3.066	4.139	4.265	77 x 77 x 22	Brass 8 Kg Steel 10 Kg
---------------	-------	-------	-------	-------	-------	--------------	---------------------------

* Upgraded version 33W: 389 euro

* CE Certified lamps are available with 110 V on request at the same price. For US market they will need the Us Kit

È possibile avere la lampada certificata CE per il mercato USA utilizzando l'apposito Kit

Kit for USA (not UL) . US Market Kit
Kit per mercato USA

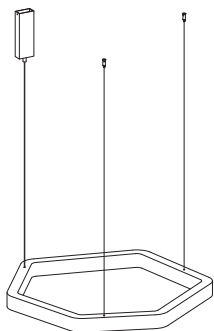
214

Dimmer Kit: 173 euro
Composition with unique separated dimmer (from 2 to 5 pcs): 270 euro
Composition with unique separated dimmer (from 6 to 10 pcs): 346 euro
Extra height (more than 180 cm to 400 cm): **eu35**

Surcharge for Black Burnished Brass 5% from Burnished brass price
Maggiorazione per finitura ottone brunito nero 5% dal prezzo dell'ottone brunito

HENGE®

LIGHT RING HORIZONTAL POLYGONAL



Certified Product
Prodotto certificato



TECHNICAL INFORMATION

Energy saving led (energy efficiency index A) light with warm light, formed with rings of various sizes and types of illumination; transformer incorporated in the ceiling rosette, low voltage power supply to the rings through the suspension cables.

Available alternative fixing system for light with remote transformer.
Available with extra warm light 2700K or 4000K (without extra costs).
Available 110V.

Only for indoor use.

Dimmable upon request.

Standard overall height 180 cm.

Finish

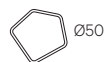
Black Burnished Steel, burnished Platino, burnished Titanio, burnished brass, black burnished brass, H-Silver, H-Silver Black.

DIMENSIONS

Ring Ø 50 cm with led pointing downward; 9W - 3000K
Ring Ø 60 cm with led pointing downward; 12W - 3000K
Ring Ø 70 cm with led pointing downward; 15W - 3000K
Ring Ø 100 cm with led pointing downward; 22W - 3000K
Ring Ø 120 cm with led pointing downward; 25W - 3000K
Ring Ø 140 cm with led pointing downward; 29W - 3000K
Ring Ø 160 cm with led pointing downward; 34W - 3000K
Ring Ø 180 cm with led pointing downward; 38W - 3000K
Ring Ø 220 cm with led pointing downward; 44W - 3000K
Ring Ø 280 cm with led pointing downward; 60W - 3000K
Ring Ø 300 cm with led pointing downward; 66W - 3000K

Code Codice	Black Burnished Steel	Burnished Platino Burnished Titanio	Burnished Brass	H-Silver®	Box Size Dms scatola	Weight Kg Peso Kg
---------------	-----------------------	----------------------------------------	-----------------	-----------	-------------------------	----------------------

Light Ring Horizontal Polygonal Ø50



IL.150LRP050	(CE)	2.386	2.519	2.651	77 x 77 x 22	Brass 6 Kg Steel 7 Kg
	(UL)	3.401	2.846	2.979		

Light Ring Horizontal Polygonal Ø60



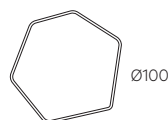
IL.150LRP060	(CE)	2.613	2.755	2.902	77 x 77 x 22	Brass 7 Kg Steel 9 Kg
	(UL)	2.940	3.083	3.229		

Light Ring Horizontal Polygonal Ø70



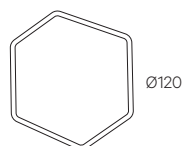
IL.150LRP070	(CE)	2.826	2.982	3.140	77 x 77 x 22	Brass 8 Kg Steel 10 Kg
	(UL)	3.154	3.311	3.468		

Light Ring Horizontal Polygonal Ø100



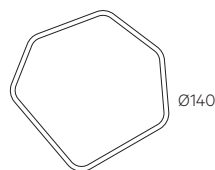
IL.150LRP100	(CE)	3.643	3.844	4.047	108 x 108 x 22	Brass 10 Kg Steel 12 Kg
	(UL)	3.970	4.172	4.374		

Light Ring Horizontal Polygonal Ø120



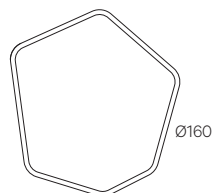
IL.150LRP120	(CE)	5.761	6.756	6.400	147 x 147 x 22	Brass 14 Kg Steel 17 Kg
	(UL)	6.089	7.086	6.728		

Light Ring Horizontal Polygonal Ø140



IL.150LRP140	(CE)	6.443	7.490	7.158	147 x 147 x 22	Brass 16 Kg Steel 18 Kg
	(UL)	6.771	7.820	7.481		

Light Ring Horizontal Polygonal Ø160



IL.150LRP160	(CE)	7.463	8.570	8.325	187 x 187 x 22	Brass 19 Kg Steel 24 Kg
	(UL)	7.793	9.900	8.655		

Dimmer Kit: 173 euro

Composition with unique separated dimmer (from 2 to 5 pcs): 270 euro

Composition with unique separated dimmer (from 6 to 10 pcs): 346 euro

Extra height 50/60/70/100 (more than 180 cm to 400 cm): 136 euro

Extra height 120/140/160 (more than 180 cm to 400 cm): 189 euro

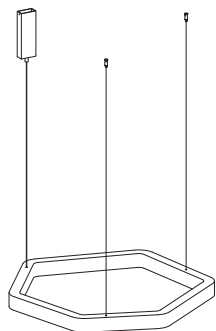
* È possibile avere la lampada certificata CE per il mercato USA utilizzando l'apposito Kit

Surcharge for Black Burnished Brass 5% from Burnished brass price
Maggiorazione per finitura ottone brunito nero 5% dal prezzo dell'ottone brunito

Surcharge for H-Silver Black 5% from H-Silver price
Maggiorazione per finitura H-Silver Black 5% dal prezzo dell'ottone brunito

HENGE®

LIGHT RING HORIZONTAL POLYGONAL



Certified Product
Prodotto certificato



INFORMAZIONI TECNICHE

Lampada a sospensione e a led (classe energetica tipo A) basso consumo con luce calda, formata da anelli in diverse misure e tipologie di emissione luminosa; trasformatori inseriti nel rosone, alimentazione degli anelli a bassa tensione realizzata tramite cavo di sospensione.

Disponibili sistemi di fissaggio alternativi per lampada con trasformatore remoto.

Disponibile con luce extra calda 2700K o 4000K (senza sovrapprezzo).

Disponibile 110V.

Solo per uso interno.

Dimmerabile su richiesta.

Sviluppo standard 180 cm

Finitura

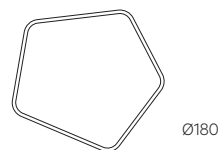
Acciaio brunito nero, Platino brunito, Titano brunito, ottone brunito, ottone brunito nero, H-Silver, H-Silver Nero.

DIMENSIONI

Anello Ø 50 con led rivolti verso il basso 9W - 3000K
Anello Ø 60 con led rivolti verso il basso 12W - 3000K
Anello Ø 70 con led rivolti verso il basso 15W - 3000K
Anello Ø 100 con led rivolti verso il basso 22W - 3000K
Anello Ø 120 con led rivolti verso il basso 25W - 3000K
Anello Ø 140 con led rivolti verso il basso 29W - 3000K
Anello Ø 160 con led rivolti verso il basso 34W - 3000K
Anello Ø 180 con led rivolti verso il basso 38W - 3000K
Anello Ø 220 con led rivolti verso il basso 44W - 3000K
Anello Ø 280 con led rivolti verso il basso 60W - 3000K
Anello Ø 300 con led rivolti verso il basso 66W - 3000K

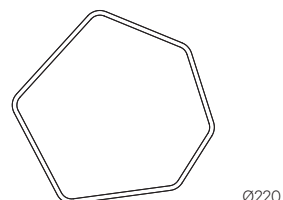
Code Codice	Black Burnished Steel	Burnished Platino Burnished Titanio	Burnished Brass	H-Silver®	Box Size Dms scatola	Weight Kg Peso Kg
---------------	-----------------------	-------------------------------------	-----------------	-----------	----------------------	-------------------

Light Ring Horizontal Polygonal Ø180



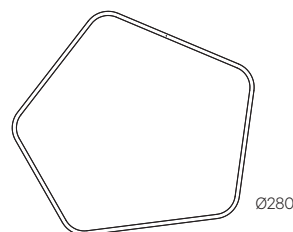
IL.150LRP180	(CE)	8.654	9.844	9.705	11.915	187 x 187 x 22	Brass 22 Kg Steel 34 Kg
	(UL)	8.984	10.174	10.035	12.245		

Light Ring Horizontal Polygonal Ø220



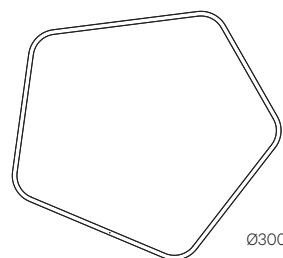
IL.150LRP220	(CE)	10.651	12.121	11.531	14.319	220 x 220 x 22	
	(UL)	10.981	12.451	11.861	14.649		

Light Ring Horizontal Polygonal Ø280



IL.150LRP280	(CE)	14.196	15.254	14.469	18.270	280 x 280 x 22	
	(UL)	14.526	15.584	14.799	18.600		

Light Ring Horizontal Polygonal Ø300



IL.150LRP300	(CE)	15.499	16.667	16.127	20.552	300 x 300 x 22	
	(UL)	15.829	16.997	16.457	20.882		

Kit for USA (not UL) . US Market Kit .
Kit per mercato USA

214

Dimmer Kit: 173 euro

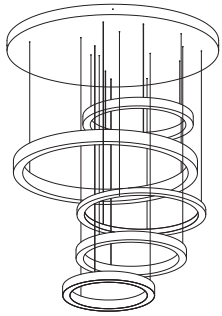
Composition with unique separated dimmer (from 2 to 5 pcs): 270 euro
Composition with unique separated dimmer (from 6 to 10 pcs): 346 euro

Extra height 180/220/280/300 (more than 180 cm to 400 cm): **295** euro

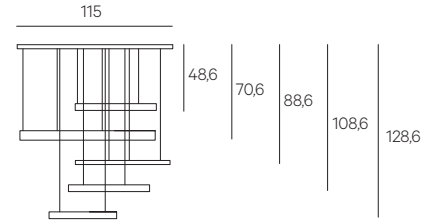
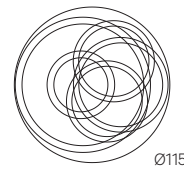
Surcharge for Black Burnished Brass 5% from burnish brass price
Maggiorazione per finitura ottone brunito nero 5% dal prezzo dell'ottone brunito

Surcharge for H-Silver Black 5% from H-Silver price
Maggiorazione per finitura H-Silver Black 5% dal prezzo dell'ottone brunito

LIGHT RING 5 RING MULTIMATERIC



Light 5 Ring Multimateric



IL.035LRMU05F	16.054
---------------	--------

Dimmer Kit: 173 euro

Extra height (up to 400 cm) 326 euro

Certified Product
Prodotto certificato



TECHNICAL INFORMATION

Dimmable pendant led light energy saving (energy efficiency index A), with warm light, in composition made up of burnished Brass rings and wood. Handmade with traditional craftsmanship, available in different sizes and types of light emission; transformers inserted in the ceiling rosette, rings powered with low voltage through suspension wires.

Available with extra warm light 2700K or 4000K (without extra costs).

Rough canopy Ø 115 cm H 6cm to be paint locally matching the ceiling.

Dimmable push button. Other dimming systems available upon request.

Available 110V. Only for indoor use.

DIMENSIONS

5 ring composition (from top to bottom)

1 x Ø 60 cm ring with Burnished Black Brass (Light pointing up/down)

2 x Ø 100 cm ring with Thermowood (Light pointing up/down)

3 x Ø 70 cm ring with Shine Brass (Light pointing up/down)

4 x Ø 60 cm ring with Burnished Black Brass (Light pointing up/down)

5 x Ø 50 cm ring with Burnished Brass (Light pointing up/down)

Minimum overall height 128.6 cm.

Total 86W - 3000K

INFORMAZIONI TECNICHE

Lampada sospensione a led (classe energetica tipo A), dimmerabile, basso consumo con luce calda, in varie composizioni formata da anelli profilati in ottone brunito e legno, realizzata a mano in diverse misure e tipologie di emissione luminosa; trasformatore inserito nel rosone, alimentazione degli anelli a bassa tensione realizzata tramite i cavi di sospensione.

Disponibile con luce extra calda 2700K o 4000K (senza sovrapprezzo).

Coprifilo Ø 115 cm H 6cm grezzo verniciabile in loco in tinta soffitto.

Dimmerabile con interruttore a pulsante. Altre tipologie di dimmerazione disponibili su richiesta. Disponibile 110V. Solo per uso interno.

DIMENSIONI

Composizione a 5 anelli (dall'alto verso il basso)

1 anello da Ø 60 cm ottone brunito nero (Luce rivolta verso l'alto/basso)

2 anello da Ø 100 cm legno termo (Luce rivolta verso l'alto/basso)

3 anello da Ø 70 cm ottone lucido (Luce rivolta verso l'alto/basso)

4 anello da Ø 60 cm ottone brunito nero (Luce rivolta verso l'alto/basso)

5 anello da Ø 50 cm ottone brunito (Luce rivolta verso l'alto/basso)

Sviluppo minimo 128,6 cm.

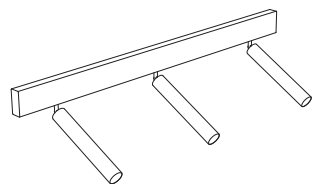
Totale 86W - 3000K

HENGE®

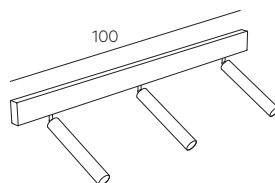
Code | Codice

Burnished Brass

OOPS



Oops Light 100x7h



IL.350PPS010

2.916

Surcharge for Black Burnished Brass 5% from Burnished Brass price
Maggiorazione per finitura ottone brunito nero 5% dal prezzo dell'ottone brunito

Certified Product
Prodotto certificato



TECHNICAL INFORMATION

Ceiling or wall energy saving led sconce (energy efficiency index A), brass tubes diameter 4 cm, 30 cm length adjustable with junction 360° and ceiling supports 100 cm with electrified moving track incorporated finish burnished brass or black burnished brass, with led CREE incorporated. Available 110V. Only for indoor use.

DIMENSIONS

Track 4cm H 7cm L. 100cm 24W- 3000K

INFORMAZIONI TECNICHE

Lampada a soffitto, corpo luce diametro 4 cm L. 30cm regolabile con snodo a 360° incorporato e disponibile nella versione con binario mobile elettrificato in ottone brunito o ottone brunito nero con led CREE incorporato (classe energetica A). Disponibile 110V. Solo per uso interno.

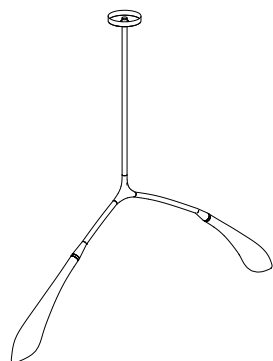
DIMENSIONI

Binario 4cm H 7cm L. 100cm 24W- 3000K

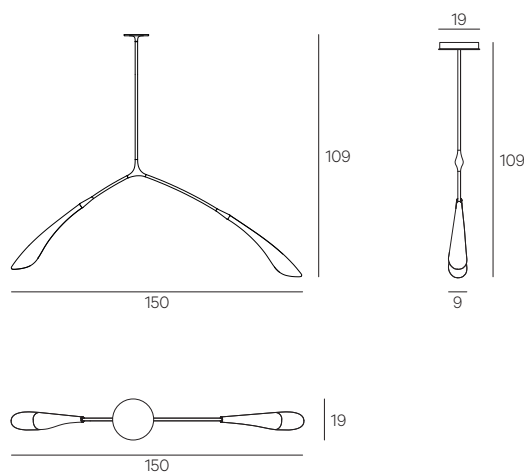
HENGE®

Code Codice	Frosted Glass	Lustro Grey
---------------	---------------	-------------

MAPLE

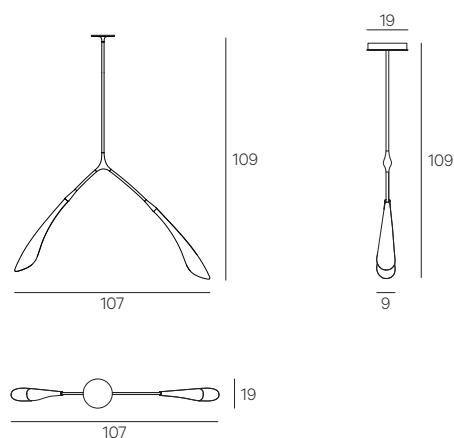


Dimensions | Dimensioni 150x19x109h



LMAP-22-001	3.512	3.737
-------------	-------	-------

Dimensions | Dimensioni 107x19x109h



LMAP-22-002	3.512	3.737
-------------	-------	-------

TECHNICAL INFORMATION

Low consumption suspension LED light with brass structure and central Y-shaped body in cast bronzed (or brass). Transparent or frosted glass available.

Transformer integrated in the ceiling rosette.

Light

Curved LED bulb G4 - 4W - 24V.

Light temperature warm white 300K.

CRI > 90

Voltage 220/240V or 110/120V upon request.

Glass

Finishes available Lustro Grey or Frosted Crystal

INFORMAZIONI TECNICHE

Lampada a sospensione a LED basso consumo con struttura in ottone e corpo centrale a Y in fusione di bronzo (o ottone). Disponibile in vetro trasparente o satinato.

Trasformatore integrato nel rosone a soffitto.

Temperatura della luce a 3000K.

Luce

Lampadina LED curva G4 - 4W - 24V.

Temperatura della luce bianco caldo 300K.

CRI > 90

Voltaggio 220/240V or 110/120V su richiesta.

Vetro

Finiture disponibili in Lustro Grey (grigio trasparente)

o Frosted Grass (vetro satinato).

Extra height (price per meter): 201 euro

HENGE®

Code | Codice

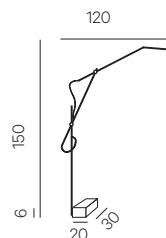

Burnished Brass

Box Size
Dms scatola

Weight Kg
Peso Kg

Pipe light L floor lamp | Lampada da terra 30x120x150h

PIPE LAMP



IL040PIPEL	2.632	167 x 34 x 50	8 Kg
		43 x 32 x 16	Basamento marmo 10 Kg

Certified Product
Prodotto certificato



TECHNICAL INFORMATION

Standard lamp with energy saving warm light with COB led (energy efficiency index A). Structure diameter 1.3 cm, in burnished brass, multi directional and adjustable. Stone base incorporating a transformer, plaited power lead with red silk cover (230 cm).

Push-button ignition.

Available 110V.

Only for indoor use.

Base finish

Stone from our range (Titanium stone excluded), thickness 2 cm.

DIMENSIONS

Cm 120x19,5x150h

6W - 3000K

INFORMAZIONI TECNICHE

Lampada da terra con COB LED (classe energetica tipo A) a luce calda basso consumo. Struttura diametro 1,3 cm, in ottone brunito, orientabile e regolabile. Basamento in pietra con inserimento del trasformatore, cavo di alimentazione a treccia con rivestimento in seta rossa (230 cm).

Accensione a pulsante.

Disponibile 110V.

Solo per uso interno.

Finitura base

Pietre nelle finiture a campionario (escluso Titanium), spessore 2 cm.

DIMENSIONI

Cm 120cmx19,5cmx150h

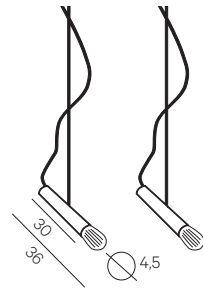
6W - 3000K

HENGE®

PIPE



Pipe light S pendant lamp | Sospensione Ø 4,5x36



Code Codice	Burnished Brass	Box Size Dms scatola	Weight Kg Peso Kg
---------------	-----------------	-------------------------	----------------------

IL.050PIPES	(CE)	882	37 x 27 x 23	3 Kg
	(UL)	1.020		
		set of two la coppia		

Surcharge for Black Burnished Brass 5% from Burnished brass price
Maggiorazione per finitura ottone brunito nero 5% dal prezzo dell'ottone brunito

Certified Product
Prodotto certificato



246

TECHNICAL INFORMATION

4.5 cm body diameter pendant light in burnished brass.
Adjustable inclination, suspended with Steel cable, plaited power lead with red silk cover. E 27 tungsten light bulb, with warm light, blown glass ampoule and visible filament shaped like an old carbon light.
Standard overall height 250 cm (Steel cable).
Available 110V.
Only for indoor use.

DIMENSIONS

Cm 36x4.5Ø
60W

INFORMAZIONI TECNICHE

Lampada a sospensione con corpo diametro 4,5 cm in ottone brunito.
Possibilità di regolazione dell'inclinazione con cavo di acciaio, alimentazione con cavo a treccia rivestito in seta rossa.
Lampadina al tungsteno E 27, a luce calda, ampolla in vetro soffiato e filamento visibile con le geometrie delle vecchie lampadine a carbone.
Sviluppo standard 250 cm (cavi di acciaio).
Disponibile 110V.
Solo per uso interno.

DIMENSIONI

Cm 36x4,5Ø
60W



HENGE®

SKYFALL



Certified Product
Prodotto certificato



TECHNICAL INFORMATION

Pendant light energy saving (energy efficiency index A) with warm light. Structure in brass with down warding led or brass and glass with up and down warding led, diameter 2.8 cm. Adjustable inclination through the suspension wire remote transformer.

Available alternative fixing system for light with remote transformer.

Available with extra warm light 2700K.

Available 110V. Only for indoor use.

Finish

Burnished brass, black burnished brass, H-Silver, H-Silver black.

DIMENSIONS

h 100 cm, 3000K
h 120 cm, 3000K
h 140 cm, 3000K
h 160 cm, 3000K
h 180 cm, 3000K
h 200 cm, 3000K

INFORMAZIONI TECNICHE

Lampada a sospensione a led a basso consumo con luce naturale (classe energetica tipo A). Struttura diametro 2,8 cm in ottone con led con puntamento verso il basso o ottone e vetro con puntamento verso l'alto e il basso. Inclinazione regolabile tramite cavo di sospensione. Trasformatore incorporato nel rosone, alimentazione a bassa tensione tramite cavo di sospensione.

Disponibili sistemi di fissaggio alternativi per lampada con trasformatore remoto.

Disponibile con luce extra calda 2700K.

Disponibile 110V. Solo per uso interno.

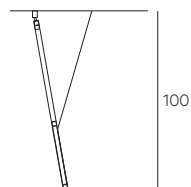
Finiture

Ottone brunito, ottone brunito nero, H-Silver, H-Silver Black

DIMENSIONI

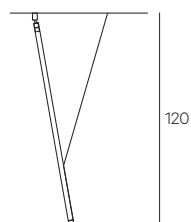
h 100 cm, 3000K
h 120 cm, 3000K
h 140 cm, 3000K
h 160 cm, 3000K
h 180 cm, 3000K
h 200 cm, 3000K

Skyfall 100h



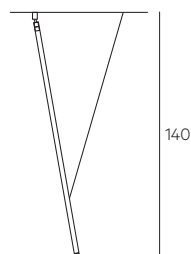
Finishes Finiture	Code Codice	Burnished Brass	Burnished Titanio / Platino	H-Silver®
Metal	IL.390SFM100	759	1.006	1.311
Metal and Glass	IL.390SFV100	1.152	1.358	1.529

Skyfall 120h



Metal	IL.390SFM120	788	1.047	1.403
Metal and Glass	IL.390SFV120	1.152	1.358	1.529

Skyfall 140h



Metal	IL.390SFM140	820	1.110	1.482
Metal and Glass	IL.390SFV140	1.152	1.358	1.529

Surcharge for Black Burnished Brass 5% from Burnished brass price
Maggiorazione per finitura ottone brunito nero 5% dal prezzo dell'ottone brunito

Surcharge for H-Silver Black 5% from H-Silver price
Maggiorazione per finitura H-Silver Black 5% dal prezzo dell'ottone brunito

Dimmer Kit 173 euro
Composition with unique separated dimmer (from 2 to 5 bpcs): 270 euro
Composition with unique separated dimmer (from 6 to 10 bpcs): 346 euro
Extra height (more than 180 cm to 400 cm): 135 euro

HENGE®

SKYFALL



Certified Product
Prodotto certificato



TECHNICAL INFORMATION

Pendant light energy saving (energy efficiency index A) with warm light. Structure in brass with down warding led or brass and glass with up and down warding led, diameter 2.8 cm. Adjustable inclination through the suspension wire remote transformer.

Available alternative fixing system for light with remote transformer.

Available with extra warm light 2700K.

Available 110V. Only for indoor use.

Finish

Burnished brass, black burnished brass, H-Silver, H-Silver black.

DIMENSIONS

h 100 cm, 3000K

h 120 cm, 3000K

h 140 cm, 3000K

h 160 cm, 3000K

h 180 cm, 3000K

h 200 cm, 3000K

INFORMAZIONI TECNICHE

Lampada a sospensione a led a basso consumo con luce naturale (classe energetica tipo A). Struttura diametro 2,8 cm in ottone con led con puntamento verso il basso o ottone e vetro con puntamento verso l'alto e il basso. Inclinazione regolabile tramite cavo di sospensione. Trasformatore incorporato nel rosone, alimentazione a bassa tensione tramite cavo di sospensione.

Disponibili sistemi di fissaggio alternativi per lampada con trasformatore remoto.

Disponibile con luce extra calda 2700K.

Disponibile 110V. Solo per uso interno.

Finiture

Ottone brunito, ottone brunito nero, H-Silver, H-Silver Black

DIMENSIONI

h 100 cm, 3000K

h 120 cm, 3000K

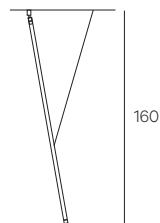
h 140 cm, 3000K

h 160 cm, 3000K

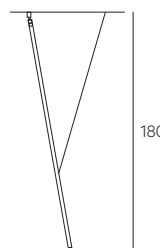
h 180 cm, 3000K

h 200 cm, 3000K

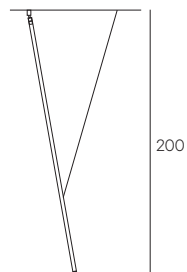
Skyfall 160h



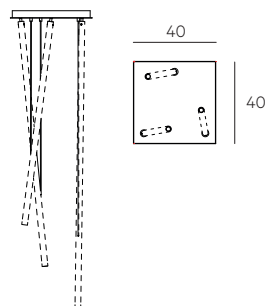
Skyfall 180h



Skyfall 200h



Skyfall Canopy . Rosone Skyfall cm 40x40



Finishes Finiture	Code Codice	Burnished Brass	Burnished Titano / Platino	H-Silver®
---------------------	---------------	-----------------	----------------------------	-----------

Metal	IL.390SFM160	850	1.171	1.561
Metal and Glass	IL.390SFV160	1.184	1.433	1.603

Metal	IL.390SFM180	880	1.240	1.645
Metal and Glass	IL.390SFV180	1.274	1.474	1.633

Metal	IL.390SFM200	910	1.337	1.705
Metal and Glass	IL.390SFV200	1.274	1.474	1.633

IL.390PIN010	462	544	693
--------------	-----	-----	-----

Surcharge for Black Burnished Brass 5% from Burnished brass price
Maggiorazione per finitura ottone brunito nero 5% dal prezzo dell'ottone brunito

Surcharge for H-Silver Black 5% from H-Silver price
Maggiorazione per finitura H-Silver Black 5% dal prezzo dell'ottone brunito

Dimmer Kit 173 euro
Composition with unique separated dimmer (from 2 to 5 bpcs): 270 euro
Composition with unique separated dimmer (from 6 to 10 bpcs): 346 euro
Extra height (more than 180 cm to 400 cm): 135 euro



HENGE®

SPYDER

(Wall mounted)



Certified Product
Prodotto certificato



TECHNICAL INFORMATION

Structure

Brass with light source in borosilicate glass. Energy efficiency index A.
Available in 2 typologies: SINGLE and DOUBLE light module.
Remote transformer. Only for indoor use.

Light source

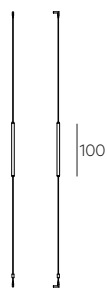
Strip LED 24V warm white 300K, CRI > 90.
Voltage: 240V or 120V upon request
Dimming: dimmable upon request.

DIMENSIONS

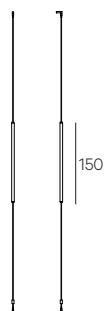
Single light source: L.100 cm: 29W 2376Lm 3000K / 2164Lm 2700K
Single light source: L.150 cm: 45W 3726Lm 3000K / 3394Lm 2700K

Double light source: 100 + 100 cm: 58W 4752Lm 3000K / 4328Lm 2700K
Double light source: 100 + 150 cm: 74W 6102Lm 3000K / 5558Lm 2700K
Cable puller for double light modules.

Light lenght | Lunghezza luce 100 cm



Light lenght | Lunghezza luce 150 cm



Cable lenght max | Lunghezza cavo massima 200 cm
Extra cable | Cavo extra € 50/m

Kit for USA (not UL) . US Market Kit
Kit per mercato USA

Dimmer Kit 173 euro
Composition with unique separated dimmer (from 2 to 5 pcs) : 270 euro
Composition with unique separated dimmer (from 6 to 10 pcs) : 346 euro

Finishing Finiture	Code Codice	Burnished Brass	Black Burnished Brass
----------------------	---------------	-----------------	-----------------------

A. 5 cm from the wall A. 5 cm dal muro	LSPY-22-001	2.828	2.991
B. 9 cm from the wall B. 9 cm dal muro		2.828	2.991

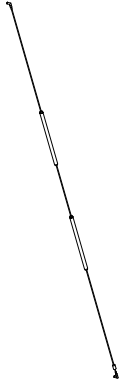
A. 5 cm from the wall A. 5 cm dal muro	LSPY-22-002	3.131	3.305
B. 9 cm from the wall B. 9 cm dal muro		3.131	3.305

214

HENGE®

SPYDER

(Wall mounted)



Certified Product
Prodotto certificato



TECHNICAL INFORMATION

Structure

Brass with light source in borosilicate glass. Energy efficiency index A. Available in 2 typologies: SINGLE and DOUBLE light module. Remote transformer. Only for indoor use.

Light source

Strip LED 24V warm white 300K, CRI > 90.
Voltage: 240V or 120V upon request
Dimming: dimmable upon request.

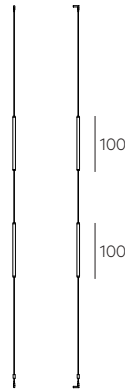
DIMENSIONS

Single light source: L.100 cm: 29W 2376Lm 3000K / 2164Lm 2700K
Single light source: L.150 cm: 45W 3726Lm 3000K / 3394Lm 2700K

Double light source: 100 + 100 cm: 58W 4752Lm 3000K / 4328Lm 2700K
Double light source: 100 + 150 cm: 74W 6102Lm 3000K / 5558Lm 2700K
Cable puller for double light modules.

250

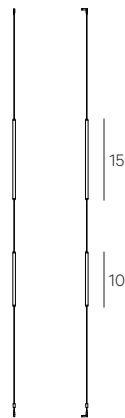
Light lenght | Lunghezza luce 100 + 100 cm



Finishing Finiture	Code Codice	Burnished Brass	Black Burnished Brass
----------------------	---------------	-----------------	-----------------------

A. 5 cm from the wall A. 5 cm dal muro	LSPY-22-003	5.102	5.408
B. 9 cm from the wall B. 9 cm dal muro		5.102	5.408

Light lenght | Lunghezza luce 100 + 150 cm



A. 5 cm from the wall A. 5 cm dal muro	LSPY-22-004	5.364	5.679
B. 9 cm from the wall B. 9 cm dal muro		5.364	5.679

Puller cable | Cavo tensione Max 200 cm

496

Cable lenght max | Lunghezza cavo massima 200 cm
Extra cable | Cavo extra

53 /m

Kit for USA (not UL) . US Market Kit
Kit per mercato USA

214

Dimmer Kit 173 euro
Composition with unique separated dimmer (from 2 to 5 pcs): 270 euro
Composition with unique separated dimmer (from 6 to 10 pcs): 346 euro



HENGE®

SPYDER

(Ceiling mounted)



Certified Product
Prodotto certificato



TECHNICAL INFORMATION

Structure

Brass with light source in borosilicate glass. Energy efficiency index A.
Available in 2 typologies: SINGLE and DOUBLE light module.
Remote transformer. Only for indoor use.

Light source

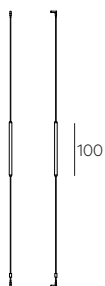
Strip LED 24V warm white 300K, CRI > 90.
Voltage: 240V or 120V upon request
Dimming: dimmable upon request.

DIMENSIONS

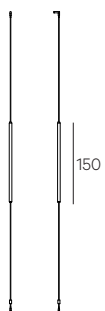
Single light source: L.100 cm: 29W 2376Lm 3000K / 2164Lm 2700K
Single light source: L.150 cm: 45W 3726Lm 3000K / 3394Lm 2700K

Double light source: 100 + 100 cm: 58W 4752Lm 3000K / 4328Lm 2700K
Double light source: 100 + 150 cm: 74W 6102Lm 3000K / 5558Lm 2700K
Cable puller for double light modules.

Light lenght | Lunghezza luce 100 cm



Light lenght | Lunghezza luce 150 cm



Cable lenght max | Lunghezza cavo massima 200 cm
Extra cable | Cavo extra € 50/m

Kit for USA (not UL) . US Market Kit
Kit per mercato USA

Dimmer Kit 173 euro
Composition with unique separated dimmer (from 2 to 5 pcs): 270 euro
Composition with unique separated dimmer (from 6 to 10 pcs): 346 euro

Finishing | Finiture

Code | Codice

Burnished Brass

Black Burnished Brass

A. 5 cm from the wall A. 5 cm dal muro	LSPY-22-005	2.537	2.689
B. 9 cm from the wall B. 9 cm dal muro		2.537	2.689

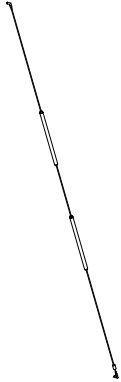
A. 5 cm from the wall A. 5 cm dal muro	LSPY-22-006	2.840	3.003
B. 9 cm from the wall B. 9 cm dal muro		2.840	3.003

214

HENGE®

SPYDER

(Ceiling mounted)



Certified Product
Prodotto certificato



TECHNICAL INFORMATION

Structure

Brass with light source in borosilicate glass. Energy efficiency index A.
Available in 2 typologies: SINGLE and DOUBLE light module.
Remote transformer. Only for indoor use.

Light source

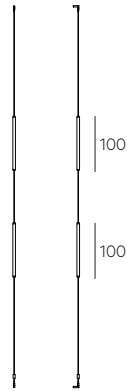
Strip LED 24V warm white 300K, CRI > 90.
Voltage: 240V or 120V upon request
Dimming: dimmable upon request.

DIMENSIONS

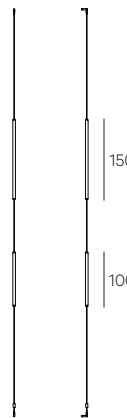
Single light source: L.100 cm: 29W 2376Lm 3000K / 2164Lm 2700K
Single light source: L.150 cm: 45W 3726Lm 3000K / 3394Lm 2700K

Double light source: 100 + 100 cm: 58W 4752Lm 3000K / 4328Lm 2700K
Double light source: 100 + 150 cm: 74W 6102Lm 3000K / 5558Lm 2700K
Cable puller for double light modules.

Light lenght | Lunghezza luce 100 + 100 cm



Light lenght | Lunghezza luce 100 + 150 cm



Finishing Finiture	Code Codice	Burnished Brass	Black Burnished Brass
----------------------	---------------	-----------------	-----------------------

A. 5 cm from the wall A. 5 cm dal muro	LSPY-22-007	4.577	4.864
B. 9 cm from the wall B. 9 cm dal muro		4.577	4.864

A. 5 cm from the wall A. 5 cm dal muro	LSPY-22-008	4.869	5.166
B. 9 cm from the wall B. 9 cm dal muro		4.869	5.166

Puller cable | Cavo tensione Max 200 cm

496

Cable lenght max | Lunghezza cavo massima 200 cm
Extra cable | Cavo extra

53 /m

Kit for USA (not UL) . US Market Kit
Kit per mercato USA

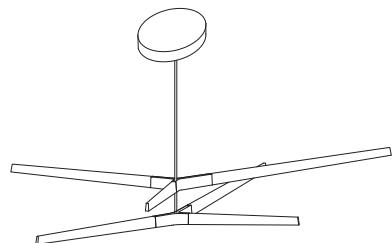
214

Dimmer Kit 173 euro

Composition with unique separated dimmer (from 2 to 5 pcs): 270 euro
Composition with unique separated dimmer (from 6 to 10 pcs): 346 euro

HENGE®

STARLIGHT



Certified Product
Prodotto certificato



TECHNICAL INFORMATION

Dimmable pendant energy saving led suspension light (Energy efficiency index A) with Y-shaped central body Sand Cast brass, Sand Cast bronze or Sand Cast Silver. Lighting body in burnished brass, black burnished brass, H-Silver. Low voltage power supply cable inside the support tube. Transformer incorporated in the ceiling rosette (cm 22x6h). Standard overall height 100 cm. Can be customized. Available extra warm light 2700K (without extra costs). Dimmable push button. Other dimming systems available upon request. Available 110V. Only for indoor use

DIMENSIONS

Cm 173x110x100h with downward pointing led, 54W, 3000K
Cm 175x85x100h with downward pointing led, 54W, 3000K

INFORMAZIONI TECNICHE

Lampada dimmerabile a risparmio energetico (Classe energetica A) con corpo centrale a Y in ottone, bronzo o Silver con fusione a terra. Corpo illuminante in ottone brunito, ottone brunito nero, H-Silver. Lampada con alimentazione a bassa tensione. Trasformatori incorporate nel rosone (cm 22x6h).

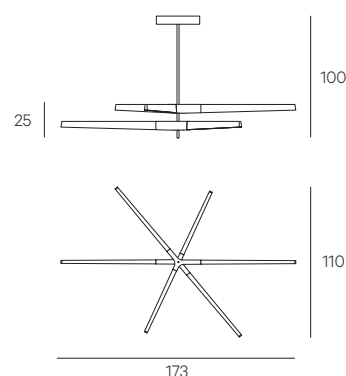
Altezza standard 100 cm personalizzabile su richiesta.
Disponibile luce extra calda 2700K (senza sovrapprezzo).
Dimmerabile con interruttore a pulsante. Altre tipologie di dimmerazione disponibili su richiesta.
Disponibile 110V.
Solo per uso interno

DIMENSIONI

Cm 173x110x100h led con puntamento verso il basso, 54W, 3000K
Cm 173x85x100h led con puntamento verso il basso, 54W, 3000K

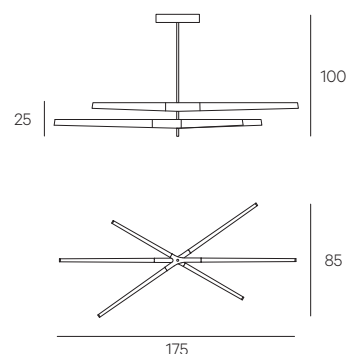
Pendant light | Lampada pendente 173x110x100h - A

Finishes Finiture	Code Codice	Sand Cast Peltro	Sand Cast Brass	Sand Cast Bronze	Sand Cast Silver
Burnished Titanio/Platino	(CE)	7.919	--	--	--
	(UL)	8.235	--	--	--
Burnished brass	(CE)	--	7.601	--	--
	(UL)	--	7.917	--	--
Black Burnished Brass	(CE)	--	--	7.974	--
	(UL)	--	--	8.288	--
H-Silver®	(CE)	--	--	--	10.332
	(UL)	--	--	--	10.648



Pendant light | Lampada pendente 175x85x100h - B

Finishes Finiture	Code Codice	Sand Cast Peltro	Sand Cast Brass	Sand Cast Bronze	Sand Cast Silver
Burnished Titanio/Platino	(CE)	7.919	--	--	--
	(UL)	8.235	--	--	--
Burnished brass	(CE)	--	7.601	--	--
	(UL)	--	7.917	--	--
Black Burnished Brass	(CE)	--	--	7.974	--
	(UL)	--	--	8.288	--
H-Silver®	(CE)	--	--	--	10.332
	(UL)	--	--	--	10.648

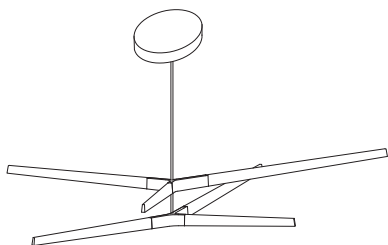


Dimmer Kit: 173 euro

Extra height (price per meter) 201 euro

HENGE®

STARLIGHT MAXI



Certified Product
Prodotto certificato



TECHNICAL INFORMATION

Dimmable pendant energy saving led suspension light (Energy efficiency index A) with Y-shaped central body Sand Cast brass, Sand Cast bronze or Sand Cast Silver. Lighting body in burnished brass, black burnished brass, H-Silver. Low voltage power supply cable inside the support tube. Transformer incorporated in the ceiling rosette (cm 22x6h). Standard overall height 100 cm. Can be customized. Available extra warm light 2700K (without extra costs). Dimmable push button. Other dimming systems available upon request. Available 110V. Only for indoor use

DIMENSIONS

Cm 245x107x90h with downward pointing led, 54W, 3000K
Cm 283x169x90h with downward pointing led, 54W, 3000K

INFORMAZIONI TECNICHE

Lampada dimmerabile a risparmio energetico (Classe energetica A) con corpo centrale a Y in ottone, bronzo o Silver con fusione a terra. Corpo illuminante in ottone brunito, ottone brunito nero, H-Silver. Lampada con alimentazione a bassa tensione. Trasformatori incorporate nel rosone (cm 22x6h).

Altezza standard 100 cm personalizzabile su richiesta.
Disponibile luce extra calda 2700K (senza sovrapprezzo).
Dimmerabile con interruttore a pulsante. Altre tipologie di dimmerazione disponibili su richiesta.
Disponibile 110V.
Solo per uso interno

DIMENSIONI

Cm 245x107x90h led con puntamento verso il basso, 54W, 3000K
Cm 283x169x90h led con puntamento verso il basso, 54W, 3000K

Finishes Finiture	Code Codice	Sand Cast Peltro	Sand Cast Brass	Sand Cast Bronze	Sand Cast Silver
---------------------	---------------	------------------	-----------------	------------------	------------------

Pendant light | Lampada pendente 245x107x90h - A

	Burnished Titano/Platino	(CE)	12.155	--	--	--
		(UL)	12.472	--	--	--
	Burnished brass	(CE)	--	11.214	--	--
		(UL)	--	11.528	--	--
	Black burnished brass	(CE)	--	--	11.796	--
		(UL)	--	--	12.111	--
	H-Silver®	(CE)	--	--	--	16.528
		(UL)	--	--	--	--

Pendant light | Lampada pendente 283x169x90h - B

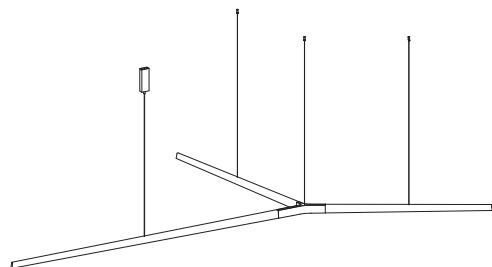
	Burnished Titano/Platino	(CE)	12.155	--	--	--
		(UL)	12.472	--	--	--
	Burnished brass	(CE)	--	11.214	--	--
		(UL)	--	11.528	--	--
	Black burnished brass	(CE)	--	--	11.796	--
		(UL)	--	--	12.111	--
	H-Silver®	(CE)	--	--	--	16.528
		(UL)	--	--	--	--

Dimmer Kit: 173 euro

Extra height (price per meter) 201 euro

HENGE®

STARLIGHT HORIZONTAL



Certified Product
Prodotto certificato



TECHNICAL INFORMATION

Pendant energy saving led light.

Dimmable pendant energy saving led suspension light (Energy efficiency index A) with Y-shaped central body Sand Cast brass, Sand Cast bronze or Sand Cast Silver. Lighting body in burnished brass, black burnished brass, H-Silver.

Low voltage power supply cable through suspension cable. Transformer incorporated in the ceiling rosette.

Available alternative fixing system for light with remote transformer.

Available extra warm light 2700K (without extra costs).

Available 110V.

Only for indoor use.

Dimmable push button. Other dimming systems available upon request.

Standard overall height 180 cm.

DIMENSIONS

STARLIGHT HORIZONTAL

Cm 134x108x180h with downward pointing led, 27W, 3000K

Cm 146x72x180h with downward pointing led, 27W, 3000K

Cm 149x94x180h with downward pointing led, 27W, 3000K

INFORMAZIONI TECNICHE

Lampada a risparmio energetico (classe energetica A), dimmerabile, con corpo centrale a Y in ottone, bronzo o Silver con fusione a terra. Corpo illuminante in ottone brunito, ottone brunito nero, H-Silver.

Sospensione con alimentazione a bassa tensione tramite cavi di sospensione. Trasformatore incorporato nel rosone.

Disponibili sistemi di fissaggio alternativi per lampada con trasformatore remoto.

Disponibile luce extra calda 2700K (senza sovrapprezzo).

Disponibile 110V.

Solo per uso interno.

Dimmerabile con interruttore a pulsante. Altre tipologie di dimmerazione disponibili su richiesta.

Altezza standard 180 cm.

DIMENSIONI

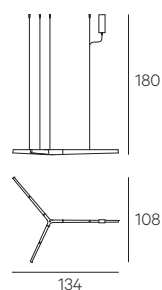
STARLIGHT HORIZONTAL

Cm 134x108x180h led con puntamento verso il basso, 27W, 3000K

Cm 146x72x180h led con puntamento verso il basso, 27W, 3000K

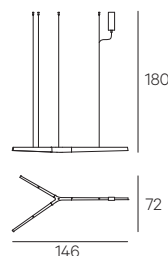
Cm 149x94x180h led con puntamento verso il basso, 27W, 3000K

Pendant light | Lampada pendente 134x108x6,5h - A



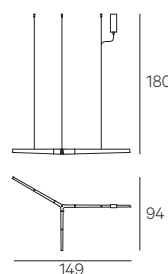
Finishes Finiture	Code Codice	Sand Cast Petro	Sand Cast Brass	Sand Cast Bronze	Sand Cast Silver	
Burnished Titanium/Platino	IL.300SLH010	(CE)	3.563	--	--	--
		(UL)	3.879	--	--	--
Burnished brass	IL.300SLH010	(CE)	--	3.437	--	--
		(UL)	--	3.753	--	--
Black burnished brass	IL.300SLH010	(CE)	--	--	3.641	--
		(UL)	--	--	3.956	--
H-Silver®	IL.300SLH010	(CE)	--	--	--	4.966
		(UL)	--	--	--	5.282

Pendant light | Lampada pendente 146x72x6,5h - B



Burnished Titanium/Platino	IL.300SLH020	(CE)	3.563	--	--	--
		(UL)	3.879	--	--	--
Burnished brass	IL.300SLH020	(CE)	--	3.437	--	--
		(UL)	--	3.753	--	--
Black burnished brass	IL.300SLH020	(CE)	--	--	3.641	--
		(UL)	--	--	3.956	--
H-Silver®	IL.300SLH020	(CE)	--	--	--	4.966
		(UL)	--	--	--	5.282

Pendant light | Lampada pendente 149x94x6,5h - C



Burnished Titanium/Platino	IL.300SLH030	(CE)	3.563	--	--	--
		(UL)	3.879	--	--	--
Burnished brass	IL.300SLH030	(CE)	--	3.437	--	--
		(UL)	--	3.753	--	--
Black burnished brass	IL.300SLH030	(CE)	--	--	3.641	--
		(UL)	--	--	3.956	--
H-Silver®	IL.300SLH030	(CE)	--	--	--	4.966
		(UL)	--	--	--	5.282

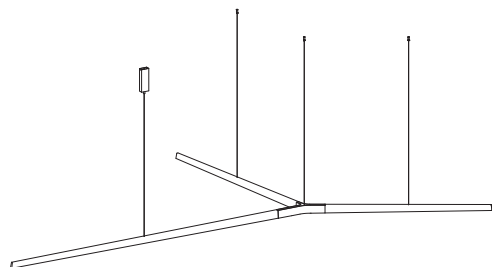
Surcharge for H-Silver® black 5% from H-Silver price
Maggiorazione per H-Silver® black 5% dal prezzo dell'H-Silver

Kit for USA (not UL) . US Market Kit
Kit per mercato USA

Dimmer Kit: 173 euro
Composition with unique separated dimmer (from 2 to 5 pcs): 270 euro
Composition with unique separated dimmer (from 6 to 10 pcs): 346 euro
Extra height (more than 180 cm to 400 cm): 135 euro

HENGE®

STARLIGHT HORIZONTAL MAXI



Certified Product
Prodotto certificato



TECHNICAL INFORMATION

Pendant energy saving led light.

Dimmable pendant energy saving led suspension light (Energy efficiency index A) with Y-shaped central body Sand Cast brass, Sand Cast bronze or Sand Cast Silver. Lighting body in burnished brass, black burnished brass, H-Silver®.

Low voltage power supply cable through suspension cable. Transformer incorporated in the ceiling rosette.

Available alternative fixing system for light with remote transformer.

Available extra warm light 2700K (without extra costs).

Available 110V.

Only for indoor use.

Dimmable push button. Other dimming systems available upon request.

Standard overall height 180 cm.

DIMENSIONS

STARLIGHT HORIZONTAL MAXI

Cm 211x166x180h with downward pointing led, 46W, 3000K

Cm 201x100x180h with downward pointing led, 41W, 3000K

Cm 226x136x180h with downward pointing led, 45W, 3000K

INFORMAZIONI TECNICHE

Lampada a risparmio energetico (classe energetica A), dimmerabile, con corpo centrale a Y in ottone, bronzo o Silver con fusione a terra. Corpo illuminante in ottone brunito, ottone brunito nero, H-Silver®.

Sospensione con alimentazione a bassa tensione tramite cavi di sospensione. Trasformatore incorporato nel rosone.

Disponibili sistemi di fissaggio alternativi per lampada con trasformatore remoto.

Disponibile luce extra calda 2700K (senza sovrapprezzo).

Disponibile 110V.

Solo per uso interno.

Dimmerabile con interruttore a pulsante. Altre tipologie di dimmerazione disponibili su richiesta.

Altezza standard 180 cm.

DIMENSIONI

STARLIGHT HORIZONTAL MAXI

Cm 211x166x180h with downward pointing led, 46W, 3000K

Cm 201x100x180h with downward pointing led, 41W, 3000K

Cm 226x136x180h with downward pointing led, 45W, 3000K

Finishes Finiture	Code Codice	Sand Cast Peltro	Sand Cast Brass	Sand Cast Bronze	Sand Cast Silver
---------------------	---------------	------------------	-----------------	------------------	------------------

Pendant light | Lampada pendente 211x166x6,5h - A MAXI

Burnished Titanium/Platino	IL.300SLHM010	(CE)	4.744	--	--	--
		(UL)	5.061	--	--	--
Burnished brass		(CE)	--	4.284	--	--
		(UL)	--	4.600	--	--
Black burnished brass		(CE)	--	--	4.487	--
		(UL)	--	--	4.804	--
H-Silver®	(CE)	--	--	--	6.211	
	(UL)	--	--	--	6.525	

Pendant light | Lampada pendente 201x100x6,5h - B MAXI

Burnished Titanium/Platino	IL.300SLHM020	(CE)	4.744	--	--	--
		(UL)	5.061	--	--	--
Burnished brass		(CE)	--	4.284	--	--
		(UL)	--	4.600	--	--
Black burnished brass		(CE)	--	--	4.487	--
		(UL)	--	--	4.804	--
H-Silver®	(CE)	--	--	--	6.211	
	(UL)	--	--	--	6.525	

Pendant light | Lampada pendente 226x136x6,5h - C MAXI

Burnished Titanium/Platino	IL.300SLHM030	(CE)	4.744	--	--	--
		(UL)	5.061	--	--	--
Burnished brass		(CE)	--	4.284	--	--
		(UL)	--	4.600	--	--
Black burnished brass		(CE)	--	--	4.487	--
		(UL)	--	--	4.804	--
H-Silver®	(CE)	--	--	--	6.211	
	(UL)	--	--	--	6.525	

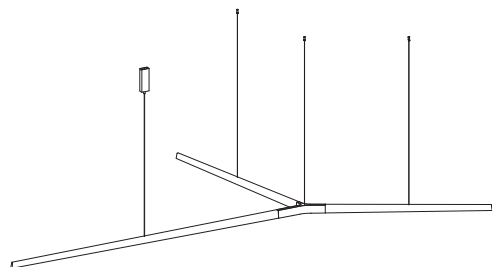
Surcharge for H-Silver® black 5% from H-Silver price
Maggiorazione per H-Silver® black 5% dal prezzo dell'H-Silver

Kit for USA (not UL) . US Market Kit
Kit per mercato USA

Dimmer Kit: 173 euro
Composition with unique separated dimmer (from 2 to 5 pcs): 270 euro
Composition with unique separated dimmer (from 6 to 10 pcs): 346 euro
Extra height (more than 180 cm to 400 cm): 135 euro

HENGE®

STARLIGHT HORIZONTAL XL



Certified Product
Prodotto certificato



TECHNICAL INFORMATION

Pendant energy saving led suspension light.

Dimmable pendant energy saving led light (Energy efficiency index A) with Y-shaped central body Sand Cast brass, Sand Cast bronze or Sand Cast Silver. Lighting body in burnished brass, black burnished brass, H-Silver®.

Low voltage power supply cable through suspension cable. Transformer incorporated in the ceiling rosette.

Available alternative fixing system for light with remote transformer.

Available extra warm light 2700K (without extra costs).

Available 110V.

Only for indoor use.

Dimmable push button. Other dimming systems available upon request.

Standard overall height 180 cm.

DIMENSIONS

STARLIGHT HORIZONTAL XL

Cm 262x147x180h with downward pointing led, 53W, 3000K

Cm 305x156x108x8h with downward pointing led, 53W, 3000K

Cm 311x126x180h with downward pointing led, 53W, 3000K

INFORMAZIONI TECNICHE

Lampada a risparmio energetico (classe energetica A), dimmerabile, con corpo centrale a Y in ottone, bronzo o Silver con fusione a terra. Corpo illuminante in ottone brunito, ottone brunito nero, H-Silver®.

Sospensione con alimentazione a bassa tensione tramite cavi di sospensione. Trasformatore incorporato nel rosone.

Disponibili sistemi di fissaggio alternativi per lampada con trasformatore remoto.

Disponibile luce extra calda 2700K (senza sovrapprezzo).

Disponibile 110V.

Solo per uso interno.

Dimmerabile con interruttore a pulsante. Altre tipologie di dimmerazione disponibili su richiesta.

Altezza standard 180 cm.

DIMENSIONI

STARLIGHT HORIZONTAL XL

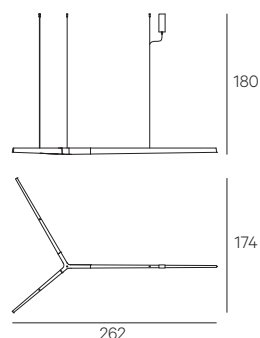
Cm 262x147x180h led con puntamento verso il basso, 53W, 3000K

Cm 305x156x108x180h led con puntamento verso il basso, 53W, 3000K

Cm 311x126x180h led con puntamento verso il basso, 53W, 3000K

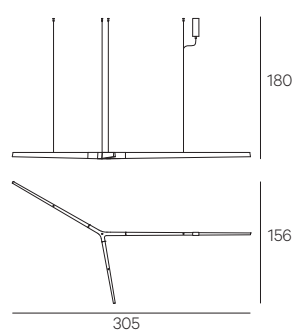
Finishes Finiture	Code Codice	Sand Cast Peltró	Sand Cast Brass	Sand Cast Bronze	Sand Cast Silver
---------------------	---------------	------------------	-----------------	------------------	------------------

Pendant light | Lampada pendente 262x174x8h - XL A



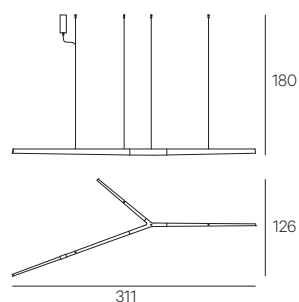
Finish	Code	(CE)	(UL)	5.514	5.831	5.243	5.558	5.534	5.850	7.900	8.217
Burnished Titanium/Platino	(CE)	5.514	--	--	--	--	--	--	--	--	--
	(UL)	5.831	--	--	--	--	--	--	--	--	--
Burnished brass	(CE)	--	5.243	--	--	--	--	--	--	--	--
	(UL)	--	5.558	--	--	--	--	--	--	--	--
Black burnished brass	(CE)	--	--	5.534	--	--	--	--	--	--	--
	(UL)	--	--	5.850	--	--	--	--	--	--	--
H-Silver®	(CE)	--	--	--	--	--	--	--	--	7.900	--
	(UL)	--	--	--	--	--	--	--	--	--	8.217

Pendant light | Lampada pendente 305x156x8h - XL B



Finish	Code	(CE)	(UL)	5.514	5.831	5.243	5.558	5.534	5.850	7.900	8.217
Burnished Titanium/Platino	(CE)	5.514	--	--	--	--	--	--	--	--	--
	(UL)	5.831	--	--	--	--	--	--	--	--	--
Burnished brass	(CE)	--	5.243	--	--	--	--	--	--	--	--
	(UL)	--	5.558	--	--	--	--	--	--	--	--
Black burnished brass	(CE)	--	--	5.534	--	--	--	--	--	--	--
	(UL)	--	--	5.850	--	--	--	--	--	--	--
H-Silver®	(CE)	--	--	--	--	--	--	--	--	7.900	--
	(UL)	--	--	--	--	--	--	--	--	--	8.217

Pendant light | Lampada pendente 311x126x8h - XL C



Finish	Code	(CE)	(UL)	5.514	5.831	5.243	5.558	5.534	5.850	7.900	8.217
Burnished Titanium/Platino	(CE)	5.514	--	--	--	--	--	--	--	--	--
	(UL)	5.831	--	--	--	--	--	--	--	--	--
Burnished brass	(CE)	--	5.243	--	--	--	--	--	--	--	--
	(UL)	--	5.558	--	--	--	--	--	--	--	--
Black burnished brass	(CE)	--	--	5.534	--	--	--	--	--	--	--
	(UL)	--	--	5.850	--	--	--	--	--	--	--
H-Silver®	(CE)	--	--	--	--	--	--	--	--	7.900	--
	(UL)	--	--	--	--	--	--	--	--	--	8.217

Surcharge for H-Silver® black 5% from H-Silver price
Maggiorazione per H-Silver® black 5% dal prezzo dell'H-Silver

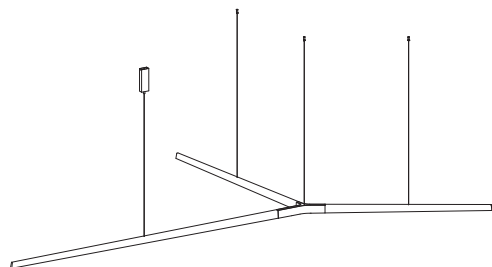
Kit for USA (not UL)
US Market Kit . Kit per mercato USA

Dimmer Kit: 173 euro
Composition with unique separated dimmer (from 2 to 5 pcs): 270 euro
Composition with unique separated dimmer (from 6 to 10 pcs): 346 euro
Extra height (more than 180 cm to 400 cm): 135 euro

214

HENGE®

STARLIGHT HORIZONTAL XL MAXI



Certified Product
Prodotto certificato



TECHNICAL INFORMATION

Pendant energy saving led light.

Dimmable pendant energy saving led suspension light (Energy efficiency index A) with Y-shaped central body Sand Cast brass, Sand Cast bronze or Sand Cast Silver. Lighting body in burnished brass, black burnished brass, H-Silver®.

Low voltage power supply cable through suspension cable. Transformer incorporated in the ceiling rosette.

Available alternative fixing system for light with remote transformer.

Available extra warm light 2700K (without extra costs).

Available 110V.

Only for indoor use.

Dimmable push button. Other dimming systems available upon request.

Standard overall height 180 cm.

DIMENSIONS

STARLIGHT HORIZONTAL XL MAXI

Cm 459x226x180h with downward pointing led, 91W, 3000K

Cm 483x280x180h with downward pointing led, 97W, 3000K

Cm 405x249x180h with downward pointing led, 85W, 3000K

INFORMAZIONI TECNICHE

Lampada a risparmio energetico (classe energetica A), dimmerabile, con corpo centrale a Y in ottone, bronzo o Silver con fusione a terra. Corpo illuminante in ottone brunito, ottone brunito nero, H-Silver®.

Sospensione con alimentazione a bassa tensione tramite cavi di sospensione. Trasformatore incorporato nel rosone.

Disponibili sistemi di fissaggio alternativi per lampada con trasformatore remoto.

Disponibile luce extra calda 2700K (senza sovrapprezzo).

Disponibile 110V.

Solo per uso interno.

Dimmerabile con interruttore a pulsante. Altre tipologie di dimmerazione disponibili su richiesta.

Altezza standard 180 cm.

DIMENSIONI

STARLIGHT HORIZONTAL XL MAXI

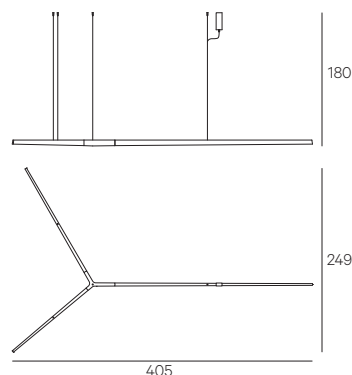
Cm 405x249x180h with downward pointing led, 85W, 3000K

Cm 483x280x180h with downward pointing led, 97W, 3000K

Cm 459x226x180h with downward pointing led, 91W, 3000K

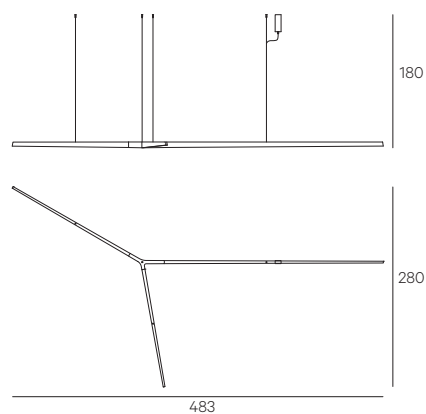
Finishes Finitura	Code Codice	Sand Cast Peltro	Sand Cast Brass	Sand Cast Bronze	Sand Cast Silver
----------------------	---------------	---------------------	--------------------	---------------------	---------------------

Pendant light | Lampada pendente 405x249x8h - XL A MAXI



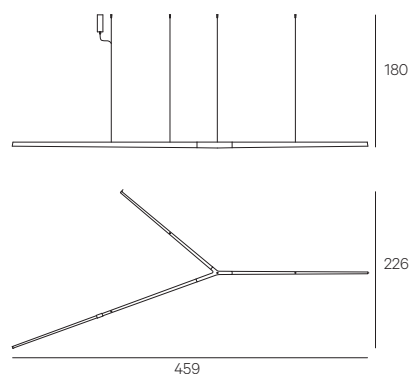
Finish	Code	(CE)	8.072	--	--	--
Burnished Titanio/Platino	(UL)	8.388	--	--	--	--
	Burnished Brass	(CE)	--	6.935	--	--
(UL)		--	7.251	--	--	--
Black burnished brass	(CE)	--	--	7.227	--	--
	(UL)	--	--	7.542	--	--
H-Silver®	(CE)	--	--	--	10.023	--
	(UL)	--	--	--	10.340	--

Pendant light | Lampada pendente 483x280x8h - XL B MAXI



Finish	Code	(CE)	8.072	--	--	--
Burnished Titanio/Platino	(UL)	8.388	--	--	--	--
	Burnished Brass	(CE)	--	7.753	--	--
(UL)		--	8.070	--	--	--
Black burnished brass	(CE)	--	--	8.046	--	--
	(UL)	--	--	8.361	--	--
H-Silver®	(CE)	--	--	--	10.842	--
	(UL)	--	--	--	11.159	--

Pendant light | Lampada pendente 459x226x8h - XL C MAXI



Finish	Code	(CE)	8.072	--	--	--
Burnished Titanio/Platino	(UL)	8.388	--	--	--	--
	Burnished brass	(CE)	--	6.935	--	--
(UL)		--	7.251	--	--	--
Black burnished brass	(CE)	--	--	7.227	--	--
	(UL)	--	--	7.542	--	--
H-Silver®	(CE)	--	--	--	10.023	--
	(UL)	--	--	--	10.340	--

Surcharge for H-Silver® black 5% from H-Silver price
Maggiorazione per H-Silver® black 5% dal prezzo dell'H-Silver

Kit for USA (not UL)
US Market Kit . Kit per mercato USA

Dimmer Kit (DALI or DMX): 173 euro
Composition with unique separated dimmer (from 2 to 5 pcs): 270 euro
Composition with unique separated dimmer (from 6 to 10 pcs): 346 euro
Extra height (more than 180 cm to 400 cm): 135 euro

HENGE®

SUPERB-ALL



Certified Product
Prodotto certificato



TECHNICAL INFORMATION

Ceiling energy saving led light (energy efficiency index A) with warm light. Metal structure and light body in gray fiberglass available in different dimensions. Low voltage power supply cable inside the support rod. Transformer incorporated in the ceiling rosette.

Standard overall height 200 cm. Height can be customized.

Available extra warm light 2700K (without extra cost).

Only for indoor use.

110V available.

Dimable upon request.

Finish

Black Burnished Steel, Burnished Brass, Black Burnished Brass.

DIMENSIONS

Ø 20 cm - 3000K - 7W

Ø 30 cm - 3000K - 11W

Ø 40 cm - 3000K - 16W

Ø 60 cm - 3000K - 27W

Ø 80 cm - 3000K - 36W

INFORMAZIONI TECNICHE

Lampada a sospensione a led a basso consumo (classe energetica tipo A) con luce naturale. Struttura in metallo e corpo luce in vetroresina disponibile in diverse misure. Lampada con alimentazione a bassa tensione. Trasformatore incorporato nel rosone a soffitto.

Disponibile con luce extra calda 2700K.

Solo per uso interno.

110V disponibile.

Dimmerabile su richiesta.

Finiture

Acciaio brunito nero, Ottone brunito, Ottone brunito nero.

DIMENSIONI

Ø 20 cm - 3000K - 7W

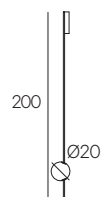
Ø 30 cm - 3000K - 11W

Ø 40 cm - 3000K - 16W

Ø 60 cm - 3000K - 27W

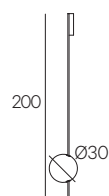
Ø 80 cm - 3000K - 36W

Superb-All Ø 20 - Minimum overall height 70 cm | Altezza minima 70 cm



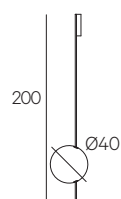
Code Codice		Black Burnished Steel	Burnished Brass	Burnished Titanio / Platino
IL.400SPA050	(CE)	1.808	1.939	2.052

Superb-All Ø 30 - Minimum overall height 80 cm | Altezza minima 80 cm



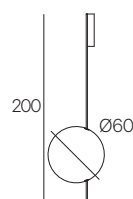
IL.400SPA040	(CE)	1.997	2.082	2.250
--------------	------	-------	-------	-------

Superb-All Ø 40 - Minimum overall height 90 cm | Altezza minima 90 cm



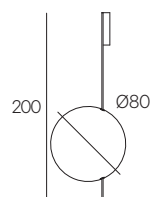
IL.400SPA030	(CE)	2.197	2.331	2.461
--------------	------	-------	-------	-------

Superb-All Ø 60 - Minimum overall height 110 cm | Altezza minima 110 cm



IL.400SPA010	(CE)	2.511	2.611	2.794
--------------	------	-------	-------	-------

Superb-All Ø 80 - Minimum overall height 130 cm | Altezza minima 130 cm



IL.400SPA020	(CE)	3.686	3.982	4.048
--------------	------	-------	-------	-------

Kit for USA (not UL) . US Market Kit
Kit per mercato USA

214

Dimmer Kit: 173 euro

Composition with unique separated dimmer (from 2 to 5 pcs): 270 euro

Composition with unique separated dimmer (from 6 to 10 pcs): 346 euro


Surcharge for Black Burnished Brass 5% from Burnished brass price

Maggiorazione per finitura ottone brunito nero 5% dal prezzo dell'ottone brunito

Extra height (price per meter) 201 euro

HENGE®

SUPERB-ALL HORIZONTAL



Certified Product
Prodotto certificato



TECHNICAL INFORMATION

Dimmable ceiling energy saving led light (energy efficiency index A) with warm light. Metal structure and light body in gray fiberglass available in different dimensions.

Low voltage power supply cable inside the support rod. Transformer incorporated in the ceiling rosette. Standard overall high 200 cm. Can be customized. Available extra warm light 2700K (without extra cost). Dimable push bottom, other dimming systems available upon request. Finish Black Burnished Steel, Burnished Titanio, Burnished Platino, Burnished Brass, Black Burnished Brass, H-Silver and H-Silver Black. 110V available.

**NOTE: MINIMUM HEIGHT FROM THE CEILING 1 METER
VERTICAL TUBE HEIGHT 43 CM**

DIMENSIONS

Ø 20 cm - 3000K - 7W
Ø 40 cm - 3000K - 16W
Ø 60 cm - 3000K - 27W

INFORMAZIONI TECNICHE

Lampada led da soffitto dimmerabile a risparmio energetico (indice di efficienza energetica A) a luce calda. Struttura in metallo e corpo luce in fibra di vetro grigio disponibile in diverse dimensioni.

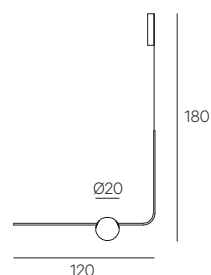
Cavo di alimentazione a bassa tensione all'interno dell'asta di supporto. Trasformatore incorporato nel rosone a soffitto. Altezza complessiva standard 200 cm. Può essere personalizzata. Disponibile luce extra calda 2700K (senza costi aggiuntivi). Push bottom dimmerabile, altri sistemi di regolazione disponibili su richiesta. Finitura Acciaio brunito nero, Titanio brunito, Platino brunito, Ottone brunito, Ottone brunito nero, H-Silver e H-Silver Black. 110V disponibile.

**NOTE: ALTEZZA MINIMA DAL SOFFITTO 1 METRO
ALTEZZA TUBO VERTICALE 43 CM**

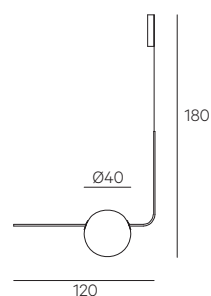
DIMENSIONS

Ø 20 cm - 3000K - 7W
Ø 40 cm - 3000K - 16W
Ø 60 cm - 3000K - 27W

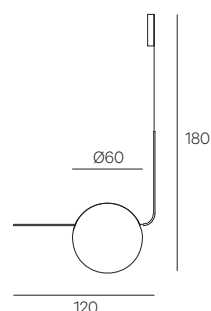
Superb-All 120x180 - Ø20



Superb-All 120x180 - Ø40



Superb-All 120x180 - Ø60



Kit for USA (not UL) . US Market Kit
Kit per mercato USA

Dimmer Kit: 173 euro
Composition with unique separated dimmer (from 2 to 5 pcs): 270 euro
Composition with unique separated dimmer (from 6 to 10 pcs): 346 euro

Surcharge for Black Burnished Brass 5% from Burnished brass price
Maggiorazione per finitura ottone brunito nero 5% dal prezzo dell'ottone brunito

Extra height (more than 180 cm to 400 cm): 136 euro

Finishing Finiture	Code Codice	Black Burnished Steel	Burnished Brass	Burnished Titanio / Platino
----------------------	---------------	-----------------------	-----------------	-----------------------------

Light balls

Gray Fiberglass	IL.400SPH02120	2.365	2.482	2.502
-----------------	----------------	-------	-------	-------

Light balls

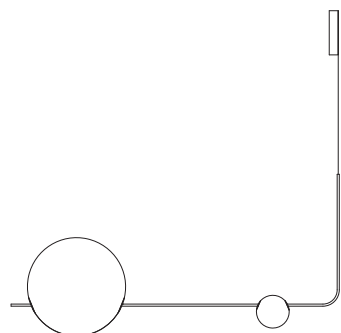
Gray Fiberglass	IL.400SPH04120	2.831	2.886	2.999
-----------------	----------------	-------	-------	-------

Light balls

Gray Fiberglass	IL.400SPH06120	3.167	3.242	3.349
-----------------	----------------	-------	-------	-------

HENGE®

SUPERB-ALL HORIZONTAL



Certified Product
Prodotto certificato



TECHNICAL INFORMATION

Dimmable ceiling energy saving led light (energy efficiency index A) with warm light. Metal structure and light body in gray fiberglass available in different dimensions.

Low voltage power supply cable inside the support rod. Transformer incorporated in the ceiling rosette. Standard overall high 200 cm. Can be customized. Available extra warm light 2700K (without extra cost). Dimmable push bottom, other dimming systems available upon request. Finish Black Burnished Steel, Burnished Titanio, Burnished Platino, Burnished Brass, Black Burnished Brass, H-Silver and H-Silver Black. 110V available.

**NOTE: MINIMUM HEIGHT FROM THE CEILING 1 METER
VERTICAL TUBE HEIGHT 43 CM**

DIMENSIONS

Ø 20 + Ø 40 cm - 3000K - 23W
Ø 40 + Ø 30 cm - 3000K - 27W
Ø 60 + Ø 20 cm - 3000K - 34W
Ø 60 + Ø 30 cm - 3000K - 38W

INFORMAZIONI TECNICHE

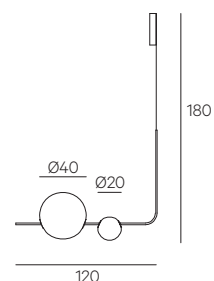
Lampada led da soffitto dimmerabile a risparmio energetico (indice di efficienza energetica A) a luce calda. Struttura in metallo e corpo luce in fibra di vetro grigio disponibile in diverse dimensioni. Cavo di alimentazione a bassa tensione all'interno dell'asta di supporto. Trasformatore incorporato nel rosone a soffitto. Altezza complessiva standard 200 cm. Può essere personalizzata. Disponibile luce extra calda 2700K (senza costi aggiuntivi). Push bottom dimmerabile, altri sistemi di regolazione disponibili su richiesta. Finitura Acciaio brunito nero, Titanio brunito, Platino brunito, Ottone brunito, Ottone brunito nero, H-Silver e H-Silver Black. 110V disponibile.

**NOTE: ALTEZZA MINIMA DAL SOFFITTO 1 METRO
ALTEZZA TUBO VERTICALE 43 CM**

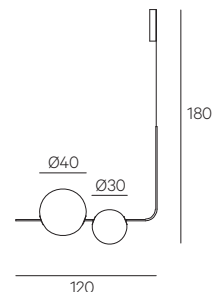
DIMENSIONI

Ø 20 + Ø 40 cm - 3000K - 23W
Ø 40 + Ø 30 cm - 3000K - 27W
Ø 60 + Ø 20 cm - 3000K - 34W
Ø 60 + Ø 30 cm - 3000K - 38W

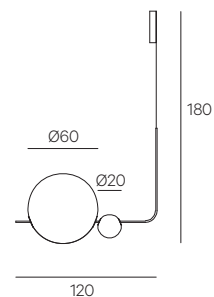
Superb-All 120x180 - Ø40+Ø20



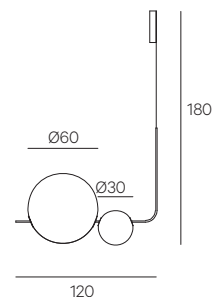
Superb-All 120x180 - Ø40+Ø30



Superb-All 120x180 - Ø60+Ø20



Superb-All 120x180 - Ø60+Ø30



Kit for USA (not UL) . US Market Kit
Kit per mercato USA

Dimmer Kit: 173 euro
Composition with unique separated dimmer (from 2 to 5 pcs): 270 euro
Composition with unique separated dimmer (from 6 to 10 pcs): 346 euro

Surcharge for Black Burnished Brass 5% from Burnished brass price
Maggiorazione per finitura ottone brunito nero 5% dal prezzo dell'ottone brunito

Extra height (more than 180 cm to 400 cm) 136 euro

Finishing Finiture	Code Codice	Black Burnished Steel	Burnished Brass	Burnished Titanio / Platino
----------------------	---------------	-----------------------	-----------------	-----------------------------

Light balls

Gray Fiberglass	IL.400SPH42120	3.754	3.843	3.998
-----------------	----------------	-------	-------	-------

Light balls

Gray Fiberglass	IL.400SPH43120	3.981	4.056	4.165
-----------------	----------------	-------	-------	-------

Light balls

Gray Fiberglass	IL.400SPH62120	4.179	4.240	4.424
-----------------	----------------	-------	-------	-------

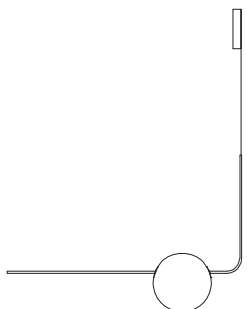
Light balls

Gray Fiberglass	IL.400SPH63120	4.419	4.481	4.639
-----------------	----------------	-------	-------	-------

214

HENGE®

SUPERB-ALL HORIZONTAL



Certified Product
Prodotto certificato



TECHNICAL INFORMATION

Dimmable ceiling energy saving led light (energy efficiency index A) with warm light. Metal structure and light body in gray fiberglass available in different dimensions. Low voltage power supply cable inside the support rod. Transformer incorporated in the ceiling rosette. Standard overall high 200 cm. Can be customizes. Available extra warm light 2700K (without extra cost). Dimable push bottom, other dimming systema available upon request. Finish Black Burnished Steel, Burnished Titanio, Burnished Platino, Burnished Brass, Black Burnished Brass, H-Silver and H-Silver Black. 110V available.

**NOTE: MINIMUM HEIGHT FROM THE CEILING 1 METER
VERTICAL TUBE HEIGHT 43 CM**

DIMENSIONS

Ø 20 cm - 3000K - 7W
Ø 40 cm - 3000K - 16W
Ø 60 cm - 3000K - 27W

INFORMAZIONI TECNICHE

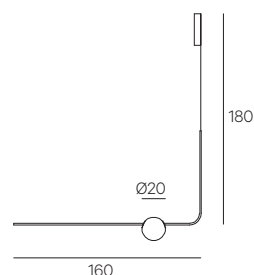
Lampada led da soffitto dimmerabile a risparmio energetico (indice di efficienza energetica A) a luce calda. Struttura in metallo e corpo luce in fibra di vetro grigio disponibile in diverse dimensioni. Cavo di alimentazione a bassa tensione all'interno dell'asta di supporto. Trasformatore incorporato nel rosone a soffitto. Altezza complessiva standard 200 cm. Può essere personalizza. Disponibile luce extra calda 2700K (senza costi aggiuntivi). Push bottom dimmerabile, altri sistemi di regolazione disponibili su richiesta. Finitura Acciaio brunito nero, Titanio brunito, Platino brunito, Ottone brunito, Ottone brunito nero, H-Silver e H-Silver Black. 110V disponibile

**NOTE: ALTEZZA MINIMA DAL SOFFITTO 1 METRO
ALTEZZA TUBO VERTICALE 43 CM**

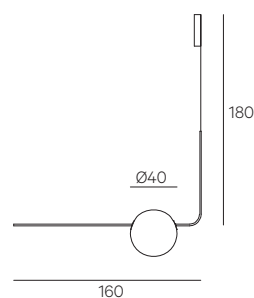
DIMENSIONI

Ø 20 cm - 3000K - 7W
Ø 40 cm - 3000K - 16W
Ø 60 cm - 3000K - 27W

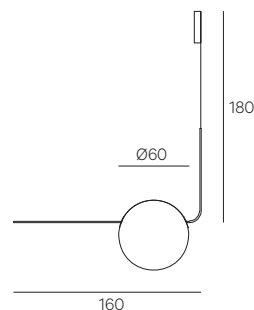
Superb-All 160x180 - Ø20



Superb-All 160x180 - Ø40



Superb-All 160x180 - Ø60



Kit for USA (not UL) . US Market Kit
Kit per mercato USA

Dimmer Kit: 173 euro
Composition with unique separated dimmer (from 2 to 5 pcs): 270 euro
Composition with unique separated dimmer (from 6 to 10 pcs): 346 euro

Surcharge for Black Burnished Brass 5% from Burnished brass price
Maggiorazione per finitura ottone brunito nero 5% dal prezzo dell'ottone brunito

Extra height (more than 180 cm to 400 cm): 136 euro

Finishing Finiture	Code Codice	Black Burnished Steel	Burnished Brass	Burnished Titanio / Platino
----------------------	---------------	-----------------------	-----------------	-----------------------------

Light balls

Gray Fiberglass	IL.400SPH02160	2.441	2.557	2.612
-----------------	----------------	-------	-------	-------

Light balls

Gray Fiberglass	IL.400SPH04160	2.886	3.002	3.088
-----------------	----------------	-------	-------	-------

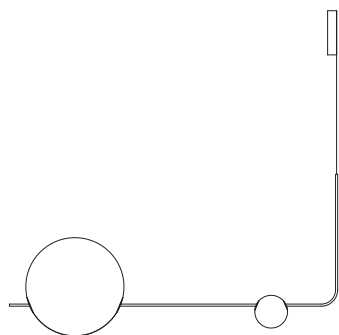
Light balls

Gray Fiberglass	IL.400SPH06160	3.242	3.338	3.480
-----------------	----------------	-------	-------	-------

214

HENGE®

SUPERB-ALL HORIZONTAL



Certified Product
Prodotto certificato



TECHNICAL INFORMATION

Dimmable ceiling energy saving led light (energy efficiency index A) with warm light. Metal structure and light body in gray fiberglass available in different dimensions.

Low voltage power supply cable inside the support rod. Transformer incorporated in the ceiling rosette. Standard overall high 200 cm. Can be customized. Available extra warm light 2700K (without extra cost).

Dimable push bottom, other dimming systems available upon request. Finish Black Burnished Steel, Burnished Titano, Burnished Platino, Burnished Brass, Black Burnished Brass, H-Silver and H-Silver Black. 110V available.

**NOTE: MINIMUM HEIGHT FROM THE CEILING 1 METER
VERTICAL TUBE HEIGHT 43 CM**

DIMENSIONS

Ø 20 + Ø 40 cm - 3000K - 23W
Ø 40 + Ø 30 cm - 3000K - 27W
Ø 60 + Ø 20 cm - 3000K - 34W
Ø 60 + Ø 30 cm - 3000K - 38W

INFORMAZIONI TECNICHE

Lampada led da soffitto dimmerabile a risparmio energetico (indice di efficienza energetica A) a luce calda. Struttura in metallo e corpo luce in fibra di vetro grigio disponibile in diverse dimensioni. Cavo di alimentazione a bassa tensione all'interno dell'asta di supporto. Trasformatore incorporato nel rosone a soffitto. Altezza complessiva standard 200 cm. Può essere personalizzata. Disponibile luce extra calda 2700K (senza costi aggiuntivi).

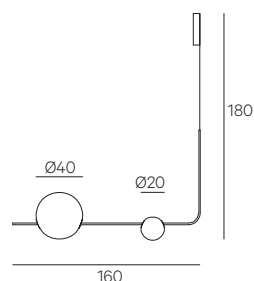
Push bottom dimmerabile, altri sistemi di regolazione disponibili su richiesta. Finitura Acciaio brunito nero, Titano brunito, Platino brunito, Ottone brunito, Ottone brunito nero, H-Silver e H-Silver Black 110V disponibile

**NOTE: ALTEZZA MINIMA DAL SOFFITTO 1 METRO
ALTEZZA TUBO VERTICALE 43 CM**

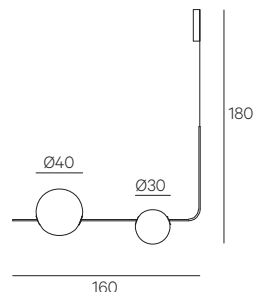
DIMENSIONI

Ø 20 + Ø 40 cm - 3000K - 23W
Ø 40 + Ø 30 cm - 3000K - 27W
Ø 60 + Ø 20 cm - 3000K - 34W
Ø 60 + Ø 30 cm - 3000K - 38W

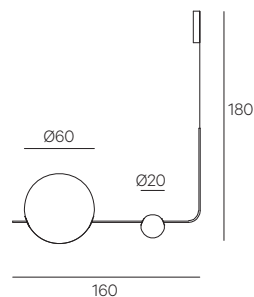
Superb-All 160x180 - Ø40+Ø20



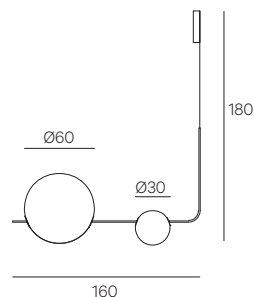
Superb-All 160x180 - Ø40+Ø30



Superb-All 160x180 - Ø60+Ø20



Superb-All 160x180 - Ø60+Ø30



Kit for USA (not UL) . US Market Kit
Kit per mercato USA

Dimmer Kit: 173 euro
Composition with unique separated dimmer (from 2 to 5 pcs): 270 euro
Composition with unique separated dimmer (from 6 to 10 pcs): 346 euro

Surcharge for Black Burnished Brass 5% from Burnished brass price
Maggiorazione per finitura ottone brunito nero 5% dal prezzo dell'ottone brunito

Extra height (more than 180 cm to 400 cm): 136 euro

Finishing Finiture	Code Codice	Black Burnished Steel	Burnished Brass	Burnished Titano / Platino
----------------------	---------------	-----------------------	-----------------	----------------------------

Light balls

Gray Fiberglass	IL.400SPH42160	3.884	3.959	4.177
-----------------	----------------	-------	-------	-------

Light balls

Gray Fiberglass	IL.400SPH43160	4.152	4.180	4.502
-----------------	----------------	-------	-------	-------

Light balls

Gray Fiberglass	IL.400SPH62160	4.261	4.344	4.576
-----------------	----------------	-------	-------	-------

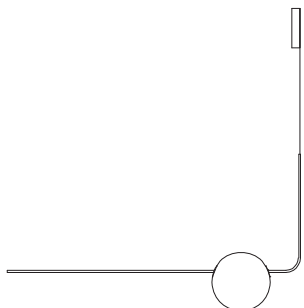
Light balls

Gray Fiberglass	IL.400SPH63160	4.481	4.563	4.887
-----------------	----------------	-------	-------	-------

214

HENGE®

SUPERB-ALL HORIZONTAL



Certified Product
Prodotto certificato



TECHNICAL INFORMATION

Dimmable ceiling energy saving led light (energy efficiency index A) with warm light. Metal structure and light body in gray fiberglass available in different dimensions.

Low voltage power supply cable inside the support rod. Transformer incorporated in the ceiling rosette. Standard overall high 200 cm. Can be customized. Available extra warm light 2700K (without extra cost).

Dimable push bottom, other dimming systems available upon request. Finish Black Burnished Steel, Burnished Titano, Burnished Platino, Burnished Brass, Black Burnished Brass, H-Silver and H-Silver Black. 110V available.

**NOTE: MINIMUM HEIGHT FROM THE CEILING 1 METER
VERTICAL TUBE HEIGHT 43 CM**

DIMENSIONS

Ø 20 cm - 3000K - 7W
Ø 40 cm - 3000K - 16W
Ø 60 cm - 3000K - 27W

INFORMAZIONI TECNICHE

Lampada led da soffitto dimmerabile a risparmio energetico (indice di efficienza energetica A) a luce calda. Struttura in metallo e corpo luce in fibra di vetro grigio disponibile in diverse dimensioni.

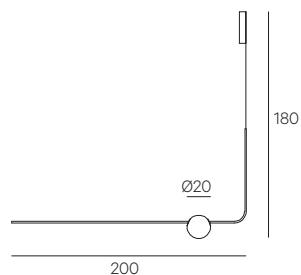
Cavo di alimentazione a bassa tensione all'interno dell'asta di supporto. Trasformatore incorporato nel rosone a soffitto. Altezza complessiva standard 200 cm. Può essere personalizzata. Disponibile luce extra calda 2700K (senza costi aggiuntivi). Push bottom dimmerabile, altri sistemi di regolazione disponibili su richiesta. Finitura Acciaio brunito nero, Titano brunito, Platino brunito, Ottone brunito, Ottone brunito nero, H-Silver e H-Silver Black. 110V disponibile.

**NOTE: ALTEZZA MINIMA DAL SOFFITTO 1 METRO
ALTEZZA TUBO VERTICALE 43 CM**

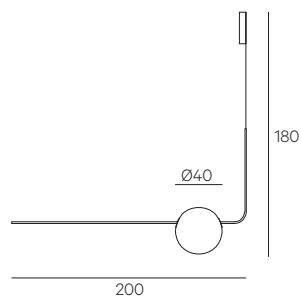
DIMENSIONI

Ø 20 cm - 3000K - 7W
Ø 40 cm - 3000K - 16W
Ø 60 cm - 3000K - 27W

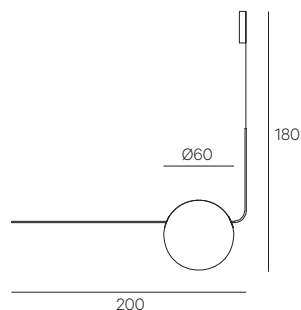
Superb-All 200x180 - Ø20



Superb-All 200x180 - Ø40



Superb-All 200x180 - Ø60



Finishing Finiture	Code Codice	Black Burnished Steel	Burnished Brass	Burnished Titano / Platino
----------------------	---------------	-----------------------	-----------------	----------------------------

Light balls

Gray Fiberglass	IL.400SPH02200	2.496	2.606	2.722
-----------------	----------------	-------	-------	-------

Light balls

Gray Fiberglass	IL.400SPH04200	2.934	3.051	3.198
-----------------	----------------	-------	-------	-------

Light balls

Gray Fiberglass	IL.400SPH06200	3.304	3.400	3.583
-----------------	----------------	-------	-------	-------

Kit for USA (not UL) . US Market Kit
Kit per mercato USA

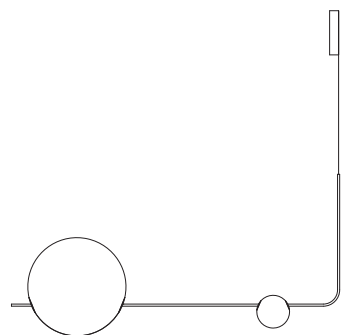
Dimmer Kit: 173 euro
Composition with unique separated dimmer (from 2 to 5 pcs): 270 euro
Composition with unique separated dimmer (from 6 to 10 pcs): 346 euro

Surcharge for Black Burnished Brass 5% from Burnished brass price
Maggiorazione per finitura ottone brunito nero 5% dal prezzo dell'ottone brunito

Extra height (more than 180 cm to 400 cm): 136 euro

HENGE®

SUPERB-ALL HORIZONTAL



Certified Product
Prodotto certificato



TECHNICAL INFORMATION

Dimmable ceiling energy saving led light (energy efficiency index A) with warm light. Metal structure and light body in gray fiberglass available in different dimensions.

Low voltage power supply cable inside the support rod. Transformer incorporated in the ceiling rosette. Standard overall high 200 cm. Can be customized. Available extra warm light 2700K (without extra cost).

Dimmable push bottom, other dimming systems available upon request. Finish Black Burnished Steel, Burnished Titano, Burnished Platino, Burnished Brass, Black Burnished Brass, H-Silver and H-Silver Black. 110V available.

**NOTE: MINIMUM HEIGHT FROM THE CEILING 1 METER
VERTICAL TUBE HEIGHT 43 CM**

DIMENSIONS

Ø 20 + Ø 40 cm - 3000K - 23W
Ø 40 + Ø 30 cm - 3000K - 27W
Ø 60 + Ø 20 cm - 3000K - 34W
Ø 60 + Ø 30 cm - 3000K - 38W

INFORMAZIONI TECNICHE

Lampada led da soffitto dimmerabile a risparmio energetico (indice di efficienza energetica A) a luce calda. Struttura in metallo e corpo luce in fibra di vetro grigio disponibile in diverse dimensioni. Cavo di alimentazione a bassa tensione all'interno dell'asta di supporto. Trasformatore incorporato nel rosone a soffitto. Altezza complessiva standard 200 cm. Può essere personalizzata. Disponibile luce extra calda 2700K (senza costi aggiuntivi).

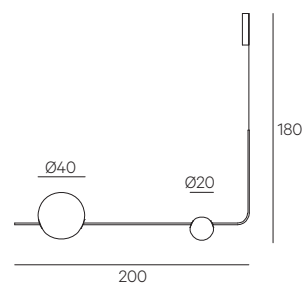
Push bottom dimmerabile, altri sistemi di regolazione disponibili su richiesta. Finitura Acciaio brunito nero, Titano brunito, Platino brunito, Ottone brunito, Ottone brunito nero, H-Silver e H-Silver Black 110V disponibile

**NOTE: ALTEZZA MINIMA DAL SOFFITTO 1 METRO
ALTEZZA TUBO VERTICALE 43 CM**

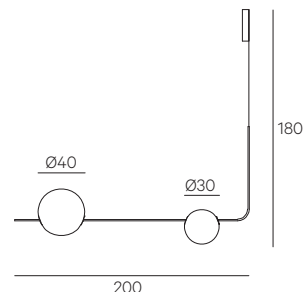
DIMENSIONI

Ø 20 + Ø 40 cm - 3000K - 23W
Ø 40 + Ø 30 cm - 3000K - 27W
Ø 60 + Ø 20 cm - 3000K - 34W
Ø 60 + Ø 30 cm - 3000K - 38W

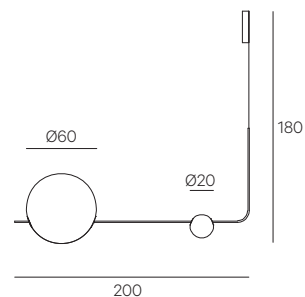
Superb-All 200x180 - Ø40+Ø20



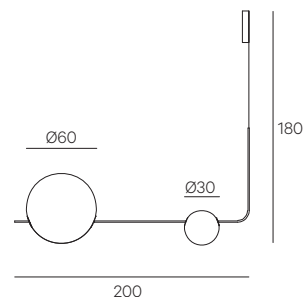
Superb-All 200x180 - Ø40+Ø30



Superb-All 200x180 - Ø60+Ø20



Superb-All 200x180 - Ø60+Ø30



Kit for USA (not UL) . US Market Kit
Kit per mercato USA

Dimmer Kit: 173 euro

Composition with unique separated dimmer (from 2 to 5 pcs): 270 euro
Composition with unique separated dimmer (from 6 to 10 pcs): 346 euro

Surcharge for Black Burnished Brass 5% from Burnished brass price
Maggiorazione per finitura ottone brunito nero 5% dal prezzo dell'ottone brunito

Extra height (more than 180 cm to 400 cm): 136 euro

Finishing Finiture	Code Codice	Black Burnished Steel	Burnished Brass	Burnished Titano / Platino
----------------------	---------------	-----------------------	-----------------	----------------------------

Light balls

Gray Fiberglass	IL.400SPH42200	3.905	4.035	4.288
-----------------	----------------	-------	-------	-------

Light balls

Gray Fiberglass	IL.400SPH43200	4.233	4.255	4.706
-----------------	----------------	-------	-------	-------

Light balls

Gray Fiberglass	IL.400SPH62200	4.323	4.419	4.838
-----------------	----------------	-------	-------	-------


Light balls

Gray Fiberglass	IL.400SPH63200	4.549	4.639	5.244
-----------------	----------------	-------	-------	-------

214

HENGE®

TAPE



Certified Product
Prodotto certificato



TECHNICAL INFORMATION

Pendant energy saving led light (energy efficiency index A) with warm light, of various sizes and types of illumination; incorporating transformers in the ceiling rosette, low voltage power supply through the suspension cables. Available with extra warm light 2700K (without extra costs). Available alternative fixing system for light with remote transformer. Dimmable upon request.

Available 110V.

Only for indoor use.

Standard overall height 180 cm.

Finish

Burnished brass, black burnished brass, H-Silver and H-Silver Black.

DIMENSIONS

Single Cm 142x180h 18W – 3000K

Single Cm 185x180h 24W – 3000K

Single Cm 204x180h 28W – 3000K

Pair Cm 142x180h 36W – 3000K

Pair Cm 185x180h 48W – 3000K

Pair Cm 204x180h 57W – 3000K

INFORMAZIONI TECNICHE

Lampada a sospensione a led (classe energetica tipo A) basso consumo con luce calda, in diverse misure e tipologie di emissione luminosa; trasformatori inseriti nel rosone, alimentazione a bassa tensione realizzata tramite i cavi di sospensione. Disponibile con luce extra calda 2700K (senza sovrapprezzo).

Disponibili sistemi di fissaggio alternativi per lampada con trasformatore remoto.

Dimmerabile su richiesta. Disponibile 110V.

Solo per uso interno.

Sviluppo standard 180 cm.

Finiture

Ottone brunito, ottone brunito nero, H-Silver o H-Silver nero.

DIMENSIONI

Singola Cm 142x180h 18W – 3000K

Singola Cm 185x180h 24W – 3000K

Singola Cm 204x180h 28W – 3000K

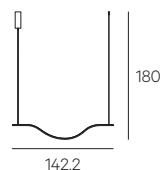
Coppia Cm 142x180h 36W – 3000K

Coppia Cm 185x180h 48W – 3000K

Coppia Cm 204x180h 57W – 3000K

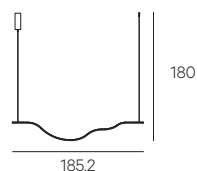
Code Codice	Burnished Brass	Burnished Titanio / Platino	H-Silver®
---------------	-----------------	--------------------------------	-----------

Tape Light . Single A



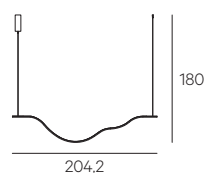
IL.240TAS140	(CE)	1.697	1.918	2.741
	(UL)	2.025	2.247	3.068

Tape Light . Single B



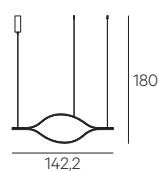
IL.240TAS180	(CE)	1.912	2.183	3.059
	(UL)	2.239	2.512	3.386

Tape Light . Single C



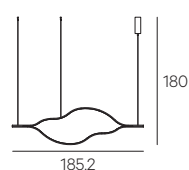
IL.240TAS200	(CE)	2.079	2.330	3.313
	(UL)	2.406	2.660	3.641

Tape Light . Pair A



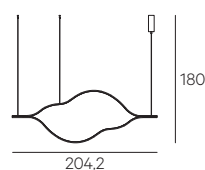
IL.242TAP140	(CE)	3.346	3.510	4.715
	(UL)	3.728	3.891	5.097

Tape Light . Pair B



IL.242TAP180	(CE)	3.777	3.981	5.416
	(UL)	4.159	4.363	5.799

Tape Light . Pair C



IL.242TAP200	(CE)	4.013	4.277	5.735
	(UL)	4.397	4.659	6.117

Surcharge for Black Burnished Brass 5% from Burnished brass price
Maggiorazione per finitura ottone brunito nero 5% dal prezzo dell'ottone brunito

Surcharge for H-Silver Black 5% from H-Silver price
Maggiorazione per finitura H-Silver Black 5% dal prezzo dell'ottone brunito

Kit for USA (not UL) . US Market Kit
Kit per mercato USA

Dimmer Kit: 173 euro
Composition with unique separated dimmer (from 2 to 5 pcs): 270 euro
Composition with unique separated dimmer (from 6 to 10 pcs): 346 euro
Extra height (more than 180 cm to 400 cm): 135 euro

214

HENGE®

TAPE WALL



Certified Product
Prodotto certificato



TECHNICAL INFORMATION

Energy saving led wall light (energy efficiency index A) with warm light, available in various sizes and types of illumination; incorporating transformers in the rosette.

Available extra warm light 2700K (without extra costs).

Dimmable upon request

Available 110V.

Only for indoor use.

Finish

Burnished brass, black burnished brass, H-Silver o H-Silver Black.

DIMENSIONS

Wall light 140 Cm 164h 18W – 3000K

Wall light 180 Cm 205h 24W – 3000K

Wall light 200 Cm 225h 28W – 3000K

INFORMAZIONI TECNICHE

Lampada a parete a led basso consumo (classe energetica tipo A) con luce calda, disponibile in diverse misure e tipologie di emissione luminosa; trasformatori inseriti nel rosone a parete.

Disponibile con luce extra calda 2700K (senza sovrapprezzo).

Dimmerabile su richiesta.

Disponibile 110V.

Solo per uso interno.

Finiture

Ottone brunito, ottone brunito nero, H-Silver o H-Silver nero.

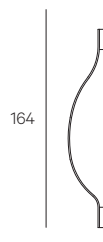
DIMENSIONI

Lampada a parete 140 Cm 164h 18W – 3000K

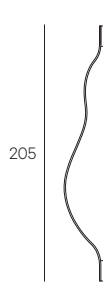
Lampada a parete 180 Cm 205h 24W – 3000K

Lampada a parete 200 Cm 225h 28W – 3000K

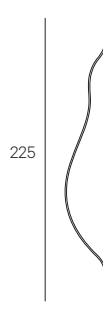
Wall Tape Light 164h



Wall Tape Light 205h



Wall Tape Light 225h



Code Codice	Burnished Brass	Burnished Titanio / Platino	H-Silver®
---------------	-----------------	--------------------------------	-----------

IL.244TAW140	(CE)	1434	1.770	2.479
	(UL)	1765	2.099	2.810

IL.244TAW180	(CE)	1674	2.006	2.821
	(UL)	2.004	2.334	3.152

IL.244TAW200	(CE)	1.817	2.183	3.051
	(UL)	2.147	2.511	3.383

Surcharge for Black Burnished Brass 5% from Burnished brass price
Maggiorazione per finitura ottone brunito nero 5% dal prezzo dell'ottone brunito

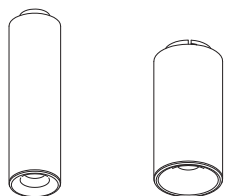
Surcharge for H-Silver Black 5% from H-Silver price
Maggiorazione per finitura H-Silver Black 5% dal prezzo dell'ottone brunito

Kit for USA (not UL) . US Market Kit
Kit per mercato USA

214

Dimmer Kit (DALI or DMX): 173 euro

TELE



Certified Product
Prodotto certificato



TECHNICAL INFORMATION

Ceiling energy saving led lamp (Energy efficiency index A) with COB led. Brass structure in different sizes.

Finish

Burnished Brass, black burnished brass, H-Silver or H-Silver black by hand using traditional techniques.

Available 110V.

Only for indoor use.

DIMENSIONS

Ø cm 9x34h 9W - 2700K or 3000K

Ø cm 12x26h 9W - 2700K or 3000K

INFORMAZIONI TECNICHE

Lampada a soffitto a risparmio energetico (Classe energetica A) con led COB. Struttura in ottone, in diverse misure.

Finitura

Ottone brunito, ottone brunito nero, H-Silver, H-Silver Black bruniti a mano secondo tecniche tradizionali.

Disponibile 110V.

Solo per uso interno.

DIMENSIONI

Ø cm 9x34h 9W - 2700K or 3000K

Ø cm 12x26h 9W - 2700K or 3000K

Code | Codice

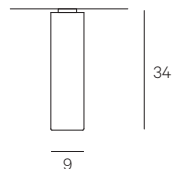
Burnished Brass

Burnished
Titanio / Platino

H-Silver

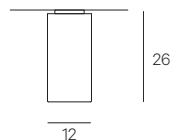
Single ceiling element - Elementi singoli a sospensione

Cylinders | Cilindro Ø 9x34h



IL.250TL090	1.032	1.169	1.466
-------------	-------	-------	-------

Cylinders | Cilindro Ø 12x26h



IL.250TL120	1.120	1.250	1.562
-------------	-------	-------	-------

Surcharge for Black Burnished Brass 5% from Burnished brass price
Maggiorazione per finitura ottone brunito nero 5% dal prezzo dell'ottone brunito

Surcharge for H-Silver Black 5% from H-Silver price
Maggiorazione per finitura H-Silver Black 5% dal prezzo dell'ottone brunito

Dimmer Kit: 173 euro

Composition with unique separated dimmer (from 2 to 5 pcs): 270 euro

Composition with unique separated dimmer (from 6 to 10 pcs): 346 euro

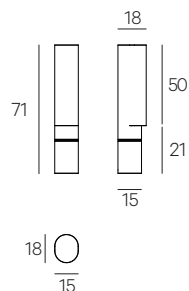
Extra length height (more than 180 cm to 400 cm): 135 euro

* Phase cut dimming requires remote driver

Dimmerazione con taglio di fase richiede trasformatore remoto

HENGE®

TEST-ONE



Finishing Finiture	Code Codice	Ice Onyx	Travertino Rapolano
----------------------	---------------	----------	---------------------

Burnished Brass	IL.410TS010	--	6.274
Burnished Titanio		7.281	--

TECHNICAL INFORMATION

Sculptural stone table lamp with hollowed monolithic diffuser element connected by a rotating ring (in brass or burnished Titanio). Switch and touch dimming functions.

Metal plated power lead with socket covered in brass.

Extra warm light 2700K available (without extra costs).

Only for indoor use.

220V-240V.

Available 110V

Finishes

Ice onyx or Rapolano stone

DIMENSIONS

Cm 71x15x18 - 21W - 3.000K

INFORMAZIONI TECNICHE

Lampada da tavolo in pietra scultorea con diffusore monolitico scavato e collegato da un anello rotante in ottone con interruttore e funzioni di regolazione della luminosità.

Cavo di alimentazione ricoperto in metallo con presa rivestita in ottone o Titanio brunito. Disponibile con luce extra calda 2700K (senza costi aggiuntivi).

Solo per uso interno.

220V - 240V

Disponibile 110V.

Finiture

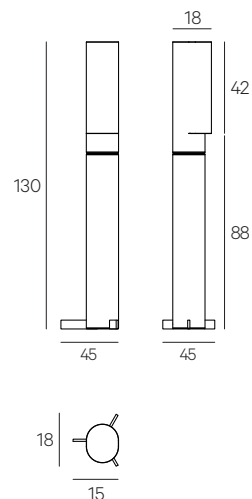
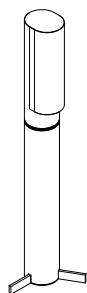
Onice ghiaccio o Travertino Rapolano

DIMENSIONI

Cm 71x15x18 - 21W - 3.000K

HENGE®

TEST-TWO



TECHNICAL INFORMATION

Sculptural stone table lamp with hollowed monolithic diffuser element connected by a rotating brass ring (in brass or burnished Titanio). Switch and touch dimming functions. Metal plated power lead with socket covered in brass. Extra warm light 2700K available (without extra costs). Only for indoor use.
220V - 240V
Available 110V

Finishes

Ice onyx or Rapolano stone

DIMENSIONS

Cm 130x45x45 - 40W - 3.000K

INFORMAZIONI TECNICHE

Lampada da tavolo in pietra scultorea con elemento diffusore monolitico scavato e collegato da un anello rotante in ottone con interruttore e funzioni di regolazione della luminosità. Cavo di alimentazione placcato in metallo con presa rivestita in ottone o Titanio brunito. Disponibile con luce extra calda 2700K (senza costi aggiuntivi). Solo per uso interno.
220V - 240V
Disponibile 110V.

Finiture

Onice ghiaccio o Travertino Rapolano

DIMENSIONI

Cm 130x45x45 - 40W - 3.000K

Finishing Finiture	Code Codice	Ice Onyx	Rapolano Travertine
Burnished Brass	IL.410TS020	--	12.020
Burnished Titanio		13.955	--

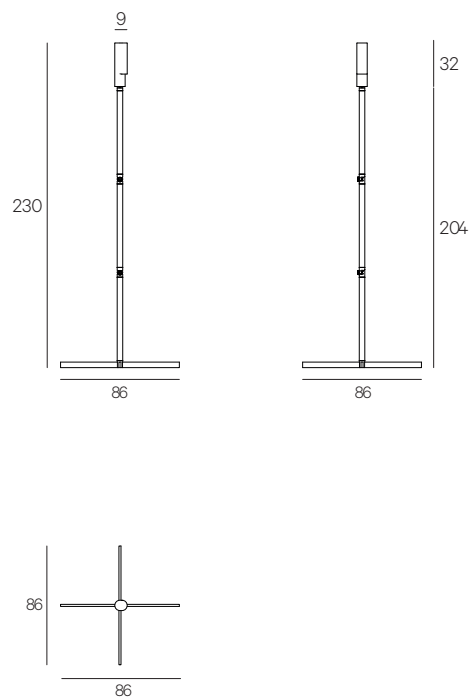
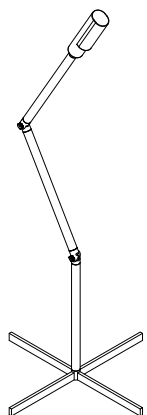
HENGE®

Finishing | Finiture

Code | Codice

Ice Onyx

TEST-TREE



Burnished Brass	IL.TS410TS030	13.514
-----------------	---------------	--------

TECHNICAL INFORMATION

Dimmable floor lamp made of stone elements connected by solid burnished brass (or burnished Titanio) joints.
 Omnidirectional head and wide base with cross-shaped brass bars.
 Metal plated power lead with socket covered in brass.
 Available extra warm light 2700K (without extra costs).
 Only for indoor use.
 220V - 240V
 Available 110V

Finishes

Ice onyx

DIMENSIONS

Cm 230x86x86 - 67W - 3.000K

INFORMAZIONI TECNICHE

Lampada da terra dimmerabile composta da elementi in pietra collegati da snodi in ottone brunito o Titanio brunito. Testa omnidirezionale e base larga di supporto con barre a forma di croce.
 Cavo di alimentazione placcato in metallo con presa rivestita in ottone. Disponibile luce extra calda 2700K (senza costi aggiuntivi).
 Solo per uso interno.
 220V - 240V
 Disponibile 110V

Finiture

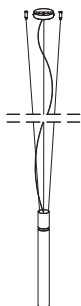
Onice ghiaccio

DIMENSIONI

Cm 230x86x86 - 67W - 3.000K

HENGE®

TUBULAR



Certified Product
Prodotto certificato



TECHNICAL INFORMATION

Dimmable Pendant energy saving led light (Energy efficiency index A), with GU 10 bulb with warm light pointed downward; body diameters 5,5 cm, 7 cm and 10 cm in burnished brass or black burnished brass. Steel suspension cables and plaited power lead with red silk cover. Standard overall height 180 cm. Can be customized Available extra warm light 2700K (without extra costs). Only for indoor use. The UL Certified product is delivered without led bulb. Available 110V (without led bulb)

DIMENSIONS

Ø cm 5,5x180h 1x5,9W - 3000K
Ø cm 7x180h 1x5,9W - 3000K
Ø cm 10x180h 1x5,9W - 3000K

INFORMAZIONI TECNICHE

Lampada a sospensione a led (GU 10) dimmerabile a basso consumo (Classe energetica tipo A) con luce calda rivolta verso il basso. Disponibile nei diametri 5,5 cm, 7 cm e 10 cm in ottone brunito o ottone brunito nero. Sospensione con cavo di acciaio e alimentazione con cavo a treccia rivestito in seta rossa. Sviluppo standard 180cm personalizzabile a disegno. Disponibile con luce extra calda 2700K (senza sovrapprezzo). Disponibile 110V (senza lampadina led) Solo per uso interno. Il prodotto certificato UL viene consegnato senza lampadina Led.

DIMENSIONI

Ø cm 5,5x180h 1 x 5,9W - 3000K
Ø cm 7x180h 1 x 5,9W - 3000K
Ø cm 10x180h 1 x 5,9W - 3000K

Code | Codice

Burnished
Brass

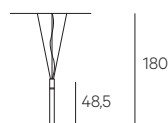
Burnished
Titanio / Platino

Box Size
Dms scatola

Weight Kg
Peso Kg

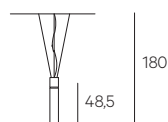
Single ceiling element - Elementi singoli a sospensione

Cylinders | Cilindro Ø 5,5x180h



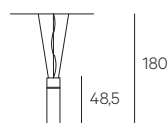
IL.060TBS01EL	(CE)	818	886	67 x 27 x 24	3 Kg
	(UL)	1.007	1.076		

Cylinders | Cilindro Ø 7x180h



IL.060TBS01EL	(CE)	852	955	67 x 27 x 24	4 Kg
	(UL)	1.042	1.145		

Cylinders | Cilindro Ø 10x180h



IL.060TBS01EL	(CE)	879	1.040	67 x 27 x 24	4 Kg
	(UL)	1.068	1.230		

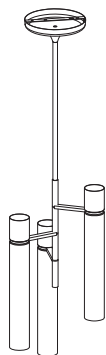
Extra length height (more than 180 cm): 135 euro

Surcharge for Black Burnished Brass 5% from Burnished brass price
Maggiorazione per finitura ottone brunito nero 5% dal prezzo dell'ottone brunito

Extra height (more than 180 cm to 400 cm): 136 euro

HENGE®

TUBULAR



Certified Product
Prodotto certificato



TECHNICAL INFORMATION

Dimmable Pendant energy saving led light (Energy efficiency index A), with GU 10 bulb with warm light pointed upward and downward; composition of diameters 5.5 cm, 7 cm and 10 cm in burnished brass or black burnished brass.

Standard overall height 130 cm. Can be customized.

Available extra warm light 2700K (without extra costs).

Only for indoor use.

The UL Certified product is delivered without led bulb.

Available 110V (without led bulb)

DIMENSIONS

Composition of 3 identical elements, 6x5,9W - 3000K;
3 elements Ø 5.5 cm with led pointing upward and downward
- light body 70 cm - diameter 32 cm.

Composition of 3 identical elements, 6x5,9W - 3000K;
3 elements Ø 7 cm with led pointing upward and downward
- light body 70 cm - diameter 36 cm.

Composition of 5 identical elements, 10x5,9W - 3000K;
5 elements Ø 5.5 cm with led pointing upward and downward
- light body 90 cm - diameter 32 cm.

Composition of 5 identical elements, 10x5,9W - 3000K;
5 elements Ø 7 cm with led pointing upward and downward
- light body 90 cm - diameter 36 cm.

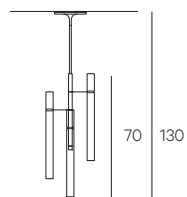
Composition of 5 different elements, 10x5,9W - 3000K; 3 elements
Ø 5.5 cm 2 elements, Ø 7 cm, with led pointing upward and downward
- light body 90 cm - diameter 36 cm.

Composition of 5 different elements, 10x5,9W - 3000K; 2 elements
Ø 5.5 cm 2 elements, Ø 7 cm, 1 element, Ø 10 cm, with led pointing upward
and
Downward - light body 90 cm - diameter 42 cm.

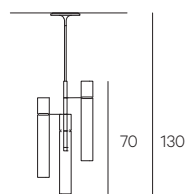
Composition of 5 different elements, 10x5,9W - 3000K; 1 element Ø 5.5 cm
2 elements, Ø 7 cm, 2 elements, Ø 10 cm, with led pointing upward and
downward - light body 90 cm - diameter 42 cm

3 identical elements - 3 elementi uguali

Cylinders | Cilindro Ø 5,5x130h



Cylinders | Cilindro Ø 7x130h



Code Codice	Burnished Brass	Burnished Titano / Platino	Box Size Dms scatola	Weight Kg Peso Kg
---------------	-----------------	----------------------------	----------------------	----------------------

IL.060TBC03EL	(CE)	2.916	3.558	137 x 44 x 42	10 Kg
	(UL)	2.916	3.558		

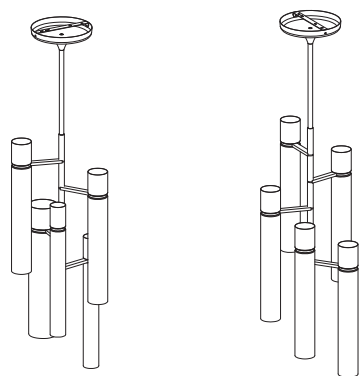
IL.060TBC03EL	(CE)	3.008	3.761	137 x 44 x 42	11 Kg
	(UL)	3.008	3.761		

Surcharge for Black Burnished Brass 5% from Burnished brass price
Maggiorazione per finitura ottone brunito nero 5% dal prezzo dell'ottone brunito

Extra height (price per meter): 201 euro

HENGE®

TUBULAR



Certified Product
Prodotto certificato



INFORMAZIONI TECNICHE

Lampada a sospensione a led (GU 10) dimmerabile a basso consumo (Classe energetica tipo A) con luce calda rivolta verso l'alto e il basso. Composizioni di corpi illuminanti nei diametri 5,5 cm, 7 cm e 10 cm in ottone brunito o ottone brunito nero.

Sviluppo standard 130cm personalizzabile a richiesta.

Disponibile con luce extra calda 2700K (senza sovrapprezzo).

Solo per uso interno.

Il prodotto certificato UL viene consegnato senza lampadina Led.

Disponibile 110V (senza lampadina led)

DIMENSIONI

Composizione a 3 elementi uguali, Ø 5.5 cm - 6 x 5.9W - 3000K;
3 elementi da Ø 5.5 cm con led rivolti verso l'alto e il basso - corpo luce 70 cm - diametro 32 cm.

Composizione a 3 elementi uguali, Ø 7 cm - 6 x 5.9W - 3000K;
3 elementi da Ø 7 cm con led rivolti verso l'alto e il basso - corpo luce 70 cm - diametro 36 cm.

Composizione a 5 elementi uguali, Ø 5.5 cm - 10 x 5.9W - 3000K;
5 elementi da Ø 5.5 cm con led rivolti verso l'alto e il basso - corpo luce 90 cm - diametro 32 cm.

Composizione a 5 elementi uguali, Ø 7 cm - 10 x 5.9W - 3000K;
5 elementi da Ø 7 cm con led rivolti verso l'alto e il basso - corpo luce 90 cm - diametro 36 cm.

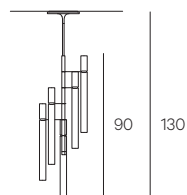
Composizione a 5 elementi diversi - 10 x 5.9W - 3000K;
3 elementi da Ø 5.5 cm, 2 elementi da Ø 7 cm con led rivolti verso l'alto e il basso - corpo luce 90 cm - diametro 36 cm.

Composizione a 5 elementi diversi - 10x5.9W - 3000K;
2 elementi da Ø 5.5 cm, 2 elementi da Ø 7 cm, 1 elemento da Ø 10 cm con led rivolti verso l'alto e il basso - corpo luce 90 cm - diametro 42 cm.

Composizione a 5 elementi diversi - 10x5.9W - 3000K;
1 elemento da Ø 5.5 cm, 2 elementi da Ø 7 cm, 2 elementi da Ø 10 cm con led rivolti verso l'alto e il basso - corpo luce 90 cm - diametro 42 cm.

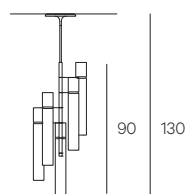
5 identical elements - 5 elementi uguali

Cylinders | Cilindri Ø 5,5x130h



IL.060TBC05EL	(CE)	4.595	5.323	137 x 44 x 42	13 Kg
	(UL)	4.595	5.323		

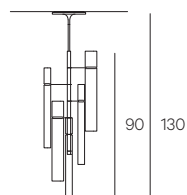
Cylinders | Cilindri Ø 7x130h



IL.060TBC05EL	(CE)	4.906	5.671	137 x 44 x 42	15 Kg
	(UL)	4.906	5.671		

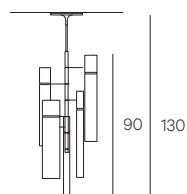
5 different elements - 5 elementi diversi

3 cylinders Ø 5.5 cm, 2 cylinders Ø 7 cm | 3 cilindri Ø 5,5 cm, 2 cilindri Ø 7 cm



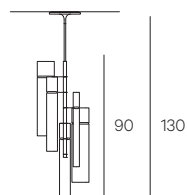
IL.060TBD05EL	(CE)	4.726	5.469	137 x 44 x 42	15 Kg
	(UL)	4.726	5.469		

2 cylinders Ø 5.5 cm, 2 cylinders Ø 7 cm, 1 cylinder Ø 10 cm | 2 cilindri Ø 5,5 cm, 2 cilindri Ø 7 cm, 1 cilindro Ø 10 cm



IL.060TBD05EL	(CE)	4.839	5.613	137 x 44 x 42	15 Kg
	(UL)	4.839	5.613		

1 cylinder Ø 5.5 cm, 2 cylinders Ø 7 cm, 2 cylinders Ø 10 cm | 1 cilindro Ø 5,5 cm, 2 cilindri Ø 7 cm, 2 cilindri Ø 10 cm



IL.060TBD05EL	(CE)	4.953	5.758	137 x 44 x 42	15 Kg
	(UL)	4.953	5.758		

Surcharge for Black Burnished Brass 5% from Burnished brass price
Maggiorazione per finitura ottone brunito nero 5% dal prezzo dell'ottone brunito

Extra height (price per meter) 201 euro

HENGE®

TUBULAR CEILING - FLOOR



Certified Product
Prodotto certificato



TECHNICAL INFORMATION

Dimmable Pendant energy saving led light (Energy efficiency index A), with GU 10 bulb with warm light pointed upward and downward; composition of diameters 5.5 cm and 7 cm in burnished brass or black burnished brass. Standard overall height 250 cm. Can be customized. Available extra warm light 2700K (without extra costs). Only for indoor use. The UL Certified product is delivered without led bulb. Available 110V (without led bulb)

DIMENSIONS

Composition of 6 identical elements, 12x5,9W - 6 elements Ø 5.5 cm with led pointing upward and downward - light body 100 cm - diameter 32 cm. Standard overall height 250 cm. Composition of 3 identical elements 6x5,9W 3 elements Ø 7 cm with led pointing upward and downward - light body 100 cm - diameter 36 cm. Standard overall height 250 cm.

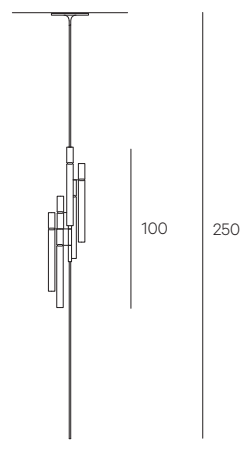
INFORMAZIONI TECNICHE

Lampada a sospensione a led (GU 10) dimmerabile a basso consumo (Classe energetica tipo A) con luce calda rivolta verso l'alto e il basso. Composizioni di corpi illuminanti nei diametri 5,5 cm e 7 cm in ottone brunito o ottone brunito nero. Disponibile con luce extra calda 2700K (senza sovrapprezzo). Solo per uso interno. Il prodotto certificato UL viene consegnato senza lampadina Led. Disponibile 110V (senza lampadina led).

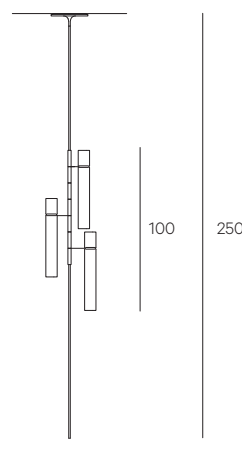
DIMENSIONI

Composizione a 6 elementi uguali 12 x 5,9W
6 elementi da Ø 5.5 cm con led rivolti verso l'alto e il basso - corpo luce 100 cm - diametro 32 cm. Sviluppo standard 250 cm.
Composizione a 3 elementi uguali 6 x 5,9W
3 elementi da Ø 7 cm con led rivolti verso l'alto e il basso - corpo luce 100 cm - diametro 36 cm. Sviluppo standard 250 cm.

6 elements Ø 5.5 cm | 6 elementi Ø 5,5 cm



Cylinder | Cilindri Ø 7 cm



Code Codice	Burnished Brass	Burnished Titano / Platino	Box Size Dms scatola	Weight Kg Peso Kg
IL.080TBT06EL (CE)	5.124	6.249	260 x 44 x 42	17 Kg

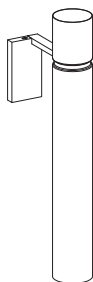
IL.080TBT03EL (CE)	4.254	5.107	137 x 44 x 42	15 Kg
--------------------	-------	-------	---------------	-------

Surcharge for Black Burnished Brass 5% from Burnished brass price
Maggiorazione per finitura ottone brunito nero 5% dal prezzo dell'ottone brunito

Extra height (price per meter) 201 euro

HENGE®

TUBULAR WALL



Certified Product
Prodotto certificato



TECHNICAL INFORMATION

Dimmable wall sconce, energy saving led light (Energy efficiency index A), with GU 10 bulb with warm light pointed upward and downward; composition of diameters 5.5 cm and 7 cm in burnished brass or black burnished brass.

Available extra warm light 2700K (without extra costs).

Only for indoor use.

The UL Certified product is delivered without led bulb.

Available 110V (without led bulb)

DIMENSIONS

Ø cm 7x18x48.5h (distance from wall)

2x5.9W - 3000K.

Ø cm 7x18x48.5h (distance from wall)

2x5.9W - 3000K.

INFORMAZIONI TECNICHE

Lampada a parete a led (GU 10) dimmerabile a basso consumo (Classe energetica tipo A) con luce calda rivolta verso l'alto e il basso. Composizioni di corpi illuminanti nei diametri 5,5 cm e 7 cm in ottone brunito o ottone brunito nero.

Disponibile con luce extra calda 2700K (senza sovrapprezzo).

Solo per uso interno.

Il prodotto certificato UL viene consegnato senza lampadina Led.

Disponibile 110V (senza lampadina led).

DIMENSIONI

Ø cm 7x18x48,5h (distanza dalla parete)

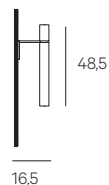
2 x 5,9W - 3000K.

Ø cm 7x18x48,5h (distanza dalla parete)

2 x 5,9W - 3000K.

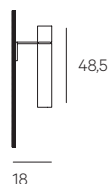
Code Codice	Burnished Brass	Burnished Titanio / Platino	Box Size Dms scatola	Weight Kg Peso Kg
---------------	-----------------	-----------------------------	----------------------	----------------------

Cylinders | Cilindro Ø 5,5 cm



IL.070TBW01EL	(CE)	913	870	67 x 27 x 24	3 Kg
	(UL)	1020	977		

Cylinders | Cilindro Ø 7 cm

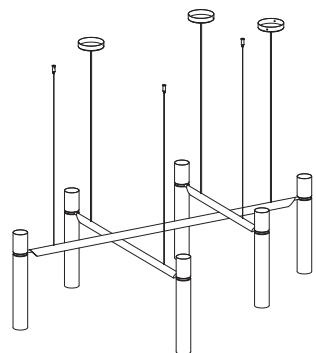


IL.070TBW01EL	(CE)	933	906	67 x 27 x 24	3 Kg
	(UL)	1039	1013		

Surcharge for Black Burnished Brass 5% from Burnished brass price
Maggiorazione per finitura ottone brunito nero 5% dal prezzo dell'ottone brunito

HENGE®

TUBULAR HORIZONTAL



Certified Product
Prodotto certificato



TECHNICAL INFORMATION

Dimmable Pendant energy saving led light (Energy efficiency index A), with GU 10 bulb with warm light pointed upward and downward; composition of diameters 7 cm and 10 cm. Light body h 48,5 cm or Maxi version h 68,5 cm. Standard overall height 130 cm. Can be customized. Available extra warm light 2700K (without extra costs). Only for indoor use. The UL Certified product is delivered without led bulb. Available 110V (without led bulb)

Finishes

Burnished Brass, Black Burnished Brass, Burnished Platino, Burnished Titanio

DIMENSIONS

Cm 70xØ 7; 4x5.9W - 3000K
Cm 100xØ 7; 4x5.9W - 3000K
Cm 150xØ 7; 4x5.9W - 3000K
Cm 70xØ 10; 4x5.9W - 3000K
Cm 100xØ 10; 4x5.9W - 3000K
Cm 150xØ 10; 4x5.9W - 3000K

INFORMAZIONI TECNICHE

Lampada a sospensione a led (GU 10) dimmerabile a basso consumo (Classe energetica tipo A) con luce calda rivolta verso l'alto e il basso. Composizioni di corpi illuminanti nei diametri 7 cm e 10 cm. Corpo illuminante h 48,5 cm o 68,5 cm nella versione Maxi. Sviluppo standard 130 cm personalizzabile a disegno. Disponibile con luce extra calda 2700K (senza sovrapprezzo). Solo per uso interno. Il prodotto certificato UL viene consegnato senza lampadina Led. Disponibile 110V (senza lampadina led)

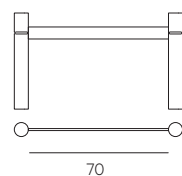
Finiture

Ottone brunito, ottone brunito nero, platino brunito, titanio brunito

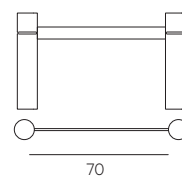
DIMENSIONI

Cm 70xØ 7; 4 x 5.9W - 3000K
Cm 100xØ 7; 4 x 5.9W - 3000K
Cm 150xØ 7; 4 x 5.9W - 3000K
Cm 70xØ 10; 4 x 5.9W - 3000K
Cm 100xØ 10; 4 x 5.9W - 3000K
Cm 150xØ 10; 4 x 5.9W - 3000K

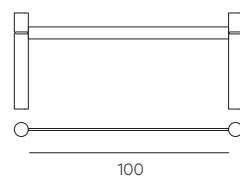
Cylinder | Cilindro Ø 7



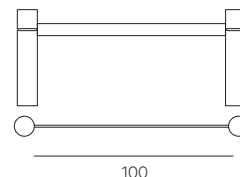
Cylinder | Cilindro Ø 10



Cylinder | Cilindro Ø 7



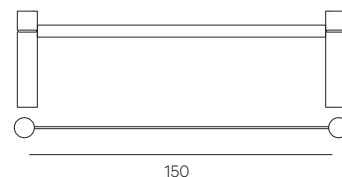
Cylinder | Cilindro Ø 10



Cylinder | Cilindro Ø 7



Cylinder | Cilindro Ø 10



Code Codice	Burnished Platino Burnished Titanio	Burnished Brass
---------------	----------------------------------------	-----------------

IL.210TUH010	(CE)	2.155	2.155
	(UL)	2.155	2.155

IL.210TUH010	(CE)	2.287	2.287
	(UL)	2.287	2.287

IL.210TUH020	(CE)	2.307	2.307
	(UL)	2.307	2.307

IL.210TUH020	(CE)	2.442	2.442
	(UL)	2.442	2.442

IL.210TUH030	(CE)	2.559	2.559
	(UL)	2.559	2.559

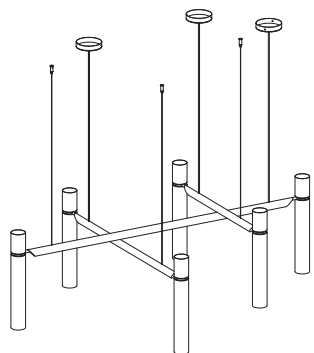
IL.210TUH030	(CE)	2.810	2.810
	(UL)	2.810	2.810

Surcharge for Black Burnished Brass 5% from Burnished brass price
Maggiorazione per finitura ottone brunito nero 5% dal prezzo dell'ottone brunito

Extra height (more than 180 cm to 400 cm): 135 euro

HENGE®

TUBULAR HORIZONTAL MAXI



Certified Product
Prodotto certificato



TECHNICAL INFORMATION

Ceiling Tubular Horizontal light.

Dimmable energy saving led Pendant light, GU10 (energy efficiency index (A) 4.6W 3000 Kelvin leds pointing upward and downward, body Ø 7 cm and Ø 10 cm H 68. Only for indoor use.

Available 110V (without led bulb)

Finish

Burnished Brass, Black Burnished Brass, Burnished Platino, Burnished Titanio.

DIMENSIONS

Cm 150xØ 7; 18,4W - 3000K

Cm 150xØ 10; 18,4W - 3000K

Cm 170xØ 7; 18,4W - 3000K

Cm 170xØ 10; 18,4W - 3000K

Standard overall high 130 cm

INFORMAZIONI TECNICHE

Lampada a sospensione a led dimmerabile, (classe energetica tipo A) aggancio GU10 4,6W 3000Kelvin, led rivolti verso l'alto e verso il basso consumo. Diametro 7 cm e 10 cm H 68. Solo per uso interno.

Disponibile 110V (senza lampadina led)

Finitura

Ottone brunito, ottone brunito nero, platino brunito, titanio brunito

DIMENSIONI

Cm 150xØ 7; 18,4W - 3000K

Cm 150xØ 10; 18,4W - 3000K

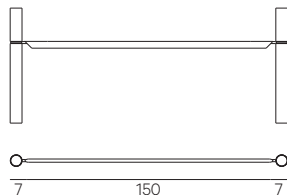
Cm 170xØ 7; 18,4W - 3000K

Cm 170xØ 10; 18,4W - 3000K

Sviluppo standard 130 cm

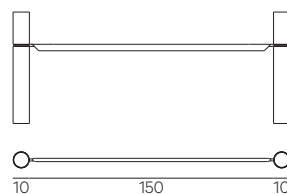
Code Codice	Burnished Platino Burnished Titanio	Burnished Brass
---------------	----------------------------------------	--------------------

Cylinder | Cilindro Ø 7



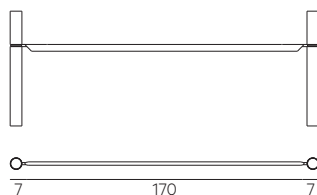
IL.210TUH230	(CE)	3.065	3.065
	(UL)	3.065	3.065

Cylinder | Cilindro Ø 10



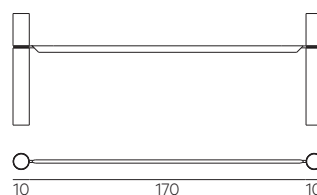
IL.210TUH230	(CE)	3.337	3.337
	(UL)	3.337	3.337

Cylinder | Cilindro Ø 7



IL.210TUH240	(CE)	3.822	3.822
	(UL)	3.822	3.822

Cylinder | Cilindro Ø 10




IL.210TUH240	(CE)	4.157	4.157
	(UL)	4.157	4.157

Surcharge for Black Burnished Brass 5% from Burnished brass price
Maggiorazione per finitura ottone brunito nero 5% dal prezzo dell'ottone brunito

Extra height (more than 180 cm to 400 cm): 135 euro

HENGE®

Y-LIGHT



Certified Product
Prodotto certificato



TECHNICAL INFORMATION

Pendant energy saving led lamp (energy efficiency index A) with warm light, Y-shaped body, structure in brass hand-burnished, with cover in black Burnished Steel mesh tweed pattern. Transformer incorporated in the ceiling rosette, low voltage power supply to the rings through the suspension cables. Available with extra warm light 2700K (without extra costs). Available alternative fixing system for lamp with remote transformer. Dimmable upon request. Available 110V. Only for indoor use. Standard overall height 180 cm.

DIMENSIONS

Cm 60x7,5x180h - 7,5W - 3000K
Cm 90x7,5x180h - 12W - 3000K

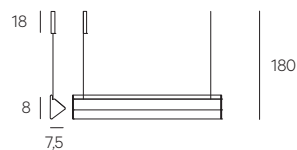
INFORMAZIONI TECNICHE

Lampada a sospensione a led basso consumo (classe energetica tipo A) con luce calda, corpo sagomato a Y, struttura in ottone brunito a mano, rivestita in maglia d'acciaio tweed brunita. Trasformatore inserito nel rosone, alimentazione a bassa tensione realizzata tramite i cavi di sospensione. Disponibile con luce extra calda 2700K (senza sovrapprezzo). Disponibili sistemi di fissaggio alternativi per lampada con trasformatore remoto. Dimmerabile su richiesta. Disponibile 110V. Solo per uso interno. Sviluppo standard 180 cm.

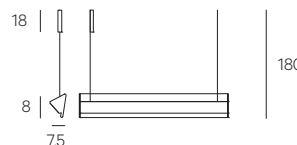
DIMENSIONI

Cm 60x7,5x180h - 7,5W - 3000K
Cm 90x7,5x180h - 12W - 3000K

Downward light | Luce verso il basso 60x7,5x180h



Upward light | Luce verso l'alto 60x7,5x180h



Downward light | Luce verso il basso 90x7,5x180h



Upward light | Luce verso l'alto 90x7,5x180h



* CE Certified lamps are available with 110 V on request at the same price. For US market they will need the Us Kit
UL Certified lamps are already included with Us Kit
È possibile avere la lampada certificata CE per il mercato USA utilizzando l'apposito Kit

US Market Kit
Kit per mercato USA

Extra length height (more than 180 cm to 400 cm): 135 euro

Dimmer Kit : 173 euro
Composition with unique separated dimmer (from 2 to 5 pcs): 270 euro
Composition with unique separated dimmer (from 6 to 10 pcs): 346 euro
Extra height (more than 180 cm to 400 cm): 135 euro

Code Codice	Price Prezzo	Box Size Dms scatola	Weight Kg Peso Kg
---------------	----------------	-------------------------	----------------------

IL.100YLI060	1.614	700 x 12 x 12	3 Kg
--------------	-------	---------------	------

IL.100YLI060	1.614	700 x 12 x 12	3 Kg
--------------	-------	---------------	------

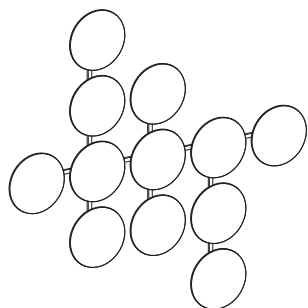
IL.100YLI090	1.986	1000 x 12 x 12	4 Kg
--------------	-------	----------------	------

IL.100YLI090	1.986	1000 x 12 x 12	4 Kg
--------------	-------	----------------	------

US Market Kit Kit per mercato USA	214		
--------------------------------------	-----	--	--

HENGE®

WALL CLIPS



Certified Product
Prodotto certificato



TECHNICAL INFORMATION

Wall sconce energy saving led light (Energy efficiency index A), with warm light, COB led. Clips, Ø 23.5 cm.

Cut phase dimmable per standard. DALI dimable upon request.

Available 110V.

Only for indoor use.

Finish

Black Burnished Steel, burnished brass, black burnished brass, H-Silver®, H-Silver black, shine Copper.

DIMENSIONS

7 Clips; 28W - 3000K

9 Clips; 36W - 3000K

10 Clips; 40W - 3000K

12 Clips; 48W - 3000K

INFORMAZIONI TECNICHE

Lampada a parete a led basso consumo (Classe energetica tipo A), con luce calda, LED COB. Clip Ø 23.5 cm.

Dimmerabile taglio di fase per standard. Dimmerabile DALI su richiesta.

Disponibile 110V.

Solo per uso interno.

Finitura

Acciaio brunito nero, ottone brunito, ottone brunito nero, H-Silver®, H-Silver nero, rame lucido.

DIMENSIONI

7 bottoni; 28W - 3000K

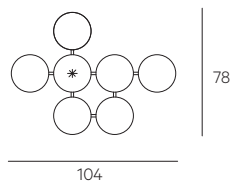
9 bottoni; 36W - 3000K

10 bottoni; 40W - 3000K

12 bottoni; 48W - 3000K

Code Codice	Burnished Black Steel	Burnished Brass	Burnished Titanio / Platino	H-Silver®
---------------	-----------------------	-----------------	-----------------------------	-----------

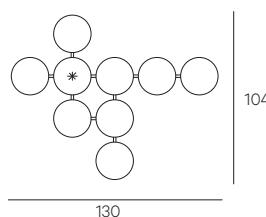
7 elements | 7 elementi 104x78h



* Electrical Point . Alimentazione

IL.110WCL010	(CE)	3.261	3.884	4.082	4.811
	(UL)	3.261	3.884	4.082	4.811

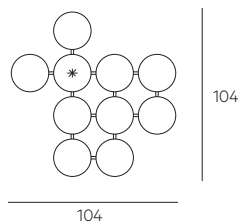
9 elements | 9 elementi 130x104h



* Electrical Point . Alimentazione

IL.110WCL020	(CE)	3.937	4.739	4.982	5.928
	(UL)	3.937	4.739	4.982	5.928

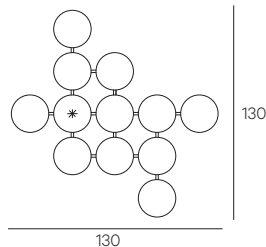
10 elements | 10 elementi 104x104h



* Electrical Point . Alimentazione

IL.110WCL030	(CE)	4.362	5.223	5.491	6.548
	(UL)	4.362	5.223	5.491	6.548

12 elements | 12 elementi 130x130h



Surcharge for Black Burnished Brass 5% from Burnished brass price
Maggiorazione per finitura ottone brunito nero 5% dal prezzo dell'ottone brunito


Surcharge for H-Silver Patina, H-Silver Black 5% from H-Silver price
Maggiorazione per finitura H-Silver Patina, H-Silver Black 5% dal prezzo dell'H-Silver

IL.110WCL040	(CE)	5.130	6.196	6.514	7.786
	(UL)	5.130	6.196	6.514	7.786

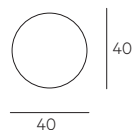
Unique separate dimmer kit (dali trailing-edge phase dimmer) 173 euro

HENGE®

WALL CLIPS



1 element | 1 elemento 40x40h



Code Codice	Burnished Black Steel	Burnished Brass	Burnished Titanio / Platino	H-Silver®
---------------	-----------------------	-----------------	-----------------------------	-----------

IL.120WCL010	(CE)	556	759	798	1.174
	(UL)	556	759	798	1.174

Surcharge for single use: 206 Euro
Maggiorazione per uso singolo: 206 Euro

Surcharge for Black Burnished Brass 5% from Burnished brass price
Maggiorazione per finitura ottone brunito nero 5% dal prezzo dell'ottone brunito

Surcharge for H-Silver Patina, H-Silver Black 5% from H-Silver price
Maggiorazione per finitura H-Silver Patina, H-Silver Black 5% dal prezzo dell'H-Silver

Certified Product
Prodotto certificato



TECHNICAL INFORMATION

Wall sconce energy saving led light (Energy efficiency index A) with warm light, COB led. Clips, Ø 40 cm.

Cut phase dimmable per standard. DALI dimable upon request.

Available 110V.

Only for indoor use.

Finish

Black Burnished Steel, burnished brass, black burnished brass, H-Silver®, H-Silver black, shine Copper.

DIMENSIONS

7 Clips; 28W - 3000K

9 Clips; 36W - 3000K

10 Clips; 40W - 3000K

12 Clips; 48W - 3000K

INFORMAZIONI TECNICHE

Lampada a parete a led basso consumo (Classe energetica tipo A) con luce calda, LED COB. Clip Ø 40 cm.

Dimmerabile taglio di fase per standard. Dimmerabile DALI su richiesta.

Disponibile 110V.

Solo per uso interno.

Finitura

Acciaio brunito nero, ottone brunito, ottone brunito nero, H-Silver®, H-Silver nero, rame lucido.

DIMENSIONI

7 bottoni; 28W - 3000K

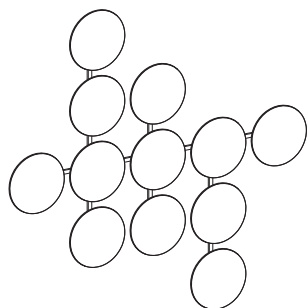
9 bottoni; 36W - 3000K

10 bottoni; 40W - 3000K

12 bottoni; 48W - 3000K

HENGE®

WALL CLIPS XL



Certified Product
Prodotto certificato



TECHNICAL INFORMATION

Wall sconce energy saving led light (Energy efficiency index A) with warm light, COB led. Clips, Ø 40 cm.

Cut phase dimmable per standard. DALI dimable upon request.

Available 110V.

Only for indoor use.

Finish

Black Burnished Steel, burnished brass, black burnished brass, H-Silver, H-Silver black, shine Copper.

DIMENSIONS

7 Clips; 28W - 3000K

9 Clips; 36W - 3000K

10 Clips; 40W - 3000K

12 Clips; 48W - 3000K

INFORMAZIONI TECNICHE

Lampada a parete a led basso consumo (Classe energetica tipo A) con luce calda, LED COB. Clip Ø 40 cm.

Dimmerabile taglio di fase per standard. Dimmerabile DALI su richiesta.

Disponibile 110V.

Solo per uso interno.

Finitura

Acciaio brunito nero, ottone brunito, ottone brunito nero, H-Silver®, H-Silver nero, rame lucido.

DIMENSIONI

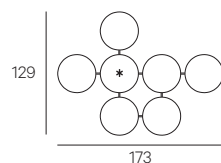
7 bottoni; 28W - 3000K

9 bottoni; 36W - 3000K

10 bottoni; 40W - 3000K

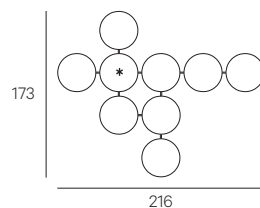
12 bottoni; 48W - 3000K

7 elements | 7 elementi 173x129h



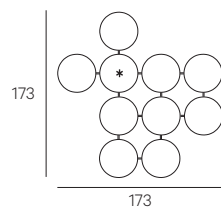
* Electrical Point . Alimentazione

9 elements | 9 elementi 216x173h



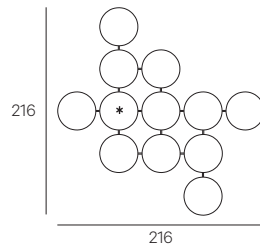
* Electrical Point . Alimentazione

10 elements | 10 elementi 173x173h



* Electrical Point . Alimentazione

12 elements | 12 elementi 216x216h



Surcharge for Black Burnished Brass 5% from Burnished brass price
Maggiorazione per finitura ottone brunito nero 5% dal prezzo dell'ottone brunito

Surcharge for H-Silver Patina, H-Silver Black 5% from H-Silver price
Maggiorazione per finitura H-Silver Patina, H-Silver Black 5% dal prezzo dell'H-Silver

Unique separate dimmer (Dali trailing-edge phase dimmer) 173 euro

Code Codice	Burnished Black Steel	Burnished Brass	Burnished Titanio / Platino	H-Silver®
---------------	-----------------------	-----------------	-----------------------------	-----------

IL.120WCL030	(CE)	4.551	5.023	5.280	8.482
	(UL)	4.551	5.023	5.280	8.482

IL.120WCL040	(CE)	5.570	6.152	6.467	10.594
	(UL)	5.570	6.152	6.467	10.594

IL.120WCL050	(CE)	6.152	6.772	7.118	11.758
	(UL)	6.152	6.772	7.118	11.758

IL.120WCL060	(CE)	7.159	8.046	8.458	13.980
	(UL)	7.159	8.046	8.458	13.980





Back to index

Bedroom

NOCTIS BED

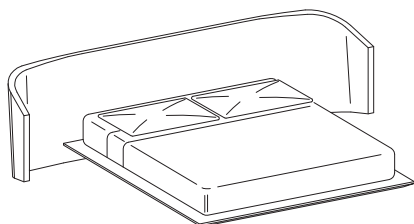
NOCTIS SLIM VERTICAL

NOCTIS VANITY

TWISTABLE CONSOLE NIGHT STAND

HENGE®

NOCTIS BED



TECHNICAL INFORMATION

Bedframe structure and headboard in solid wood padded with polyurethane foam, upholstered with leather from our range. Headboard back panel covered with leather from our range or in burnished brass

DIMENSIONS

Cm 305x220x90h (mattress 180x200)
 Cm 285x223x90h Queen (mattress 153x203)
 Cm 305x223x90h King (mattress 193x203)
 Cm 325x223x90h (mattress 203x203)

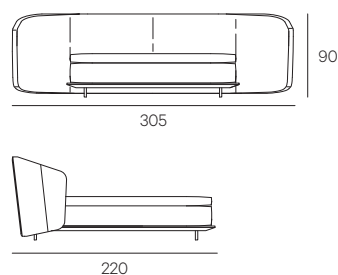
INFORMAZIONI TECNICHE

Giroletto e testiera con struttura in legno listellare imbottito con poliuretano espanso rivestito con pelle nelle finiture a campionario. Pannello retroletto rivestito in pelle nelle finiture a campionario o in ottone brunito.

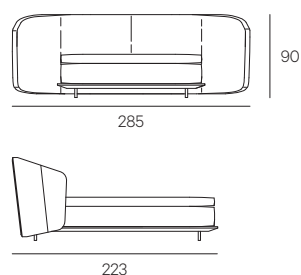
DIMENSIONI

Cm 305x220x90h (materasso 180x200)
 Cm 285x223x90h Queen (materasso 153x203)
 Cm 305x223x90h King (materasso 193x203)
 Cm 325x223x90h (materasso 203x203)

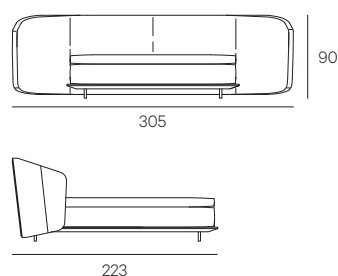
Bed | Letto 305x220x90h



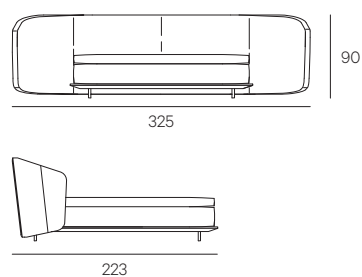
Bed | Letto 285x223x90h QUEEN



Bed | Letto 305x223x90h KING



Bed | Letto 325x223x90h



Finishes Finitura	Code Codice	Leather cat. 300	Leather cat. 400
---------------------	---------------	------------------	------------------

Retro testiera - Backpanel

Leather cat. 300	LE.060NC010	15.443	--
Leather cat. 400		--	16.427
Burnished brass		21.424	22.243

Retro testiera - Backpanel

Leather cat. 300	LE.060NC010Q	15.443	--
Leather cat. 400		--	16.427
Burnished brass		21.424	22.243

Retro testiera - Backpanel

Leather cat. 300	LE.060NC010K	15.443	--
Leather cat. 400		--	16.427
Burnished brass		21.424	22.243


Retro testiera - Backpanel

Leather cat. 300	LE.060NC020	17.573	--
Leather cat. 400		--	18.457

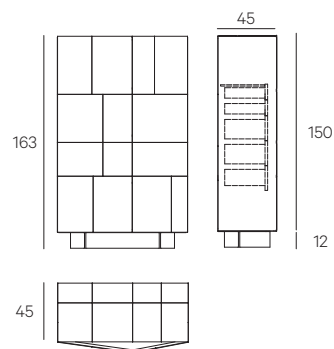
Backpanel in brass not available for cm 325
 Retro testiera in ottone non disponibile per cm 325

HENGE®

NOCTIS SLIM VERTICAL



Noctis Slim Vertical 100x45x163h



Code Codice	Burnished Platino Burnished Titanio	Burnished Brass	Brass Patina	H-Silver®	Silver Patina
MB.350NGS010	16.090	20.553	23.709	29.441	29.987

NATURAL LIGHTS LED KIT 3000K - KIT LUCI LED 3000K: Euro 532

TECHNICAL INFORMATION

Structure

Structure and doors in 2.5 cm thick solid wood black eucalyptus thermowood – oil finish veneer. Internal backrest in bronzed mirror.

Finish

Burnished Platino, Burnished Titanio, Burnished Brass, Brass Patina, H-Silver, H-Silver Patina.

Drawer unit

Structure in 2.5 cm thick solid wood black eucalyptus thermowood – oil finish veneer, with top in extra clear glass. 1st drawer with internal partition in black Burnished Steel and bottom in E-Type black leather. Push-pull opening.

Base

Black Burnished Steel cm 12h. Mandatory wall attachment kit included.

Optional

Natural led light kit 3000K flush with the top of the cabinet.

DIMENSIONS

Cm 100x45x163h

INFORMAZIONI TECNICHE

Struttura

Struttura e ante in legno listellare sp. 2,5 cm finitura eucalipto nero termizzato- finiture ad olio a base cera naturale ed acqua.

Schienale interno in specchio bronzato.

Finiture

Platino brunito, Titanio brunito, Ottone Brunito, Ottone Patina, H-Silver®, H-Silver Patina.

Cassettiera interna

Struttura in legno listellare spessore 2,5 cm finitura eucalipto nero termizzato- finita ad olio a base cera naturale ed acqua, con top in vetro extra chiaro. Primo cassetto con partizione interna in Acciaio brunito nero, fondo in pelle E-Type nero. Apertura push-pull.

Base

Acciaio brunito nero h 12 cm

Fissaggio a muro obbligatorio incluso.

Opzionale

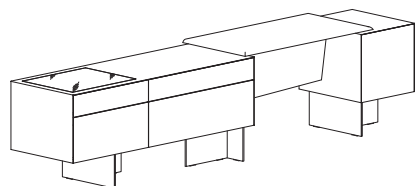
Kit luce led naturale 3000K con accensione ad apertura ante.

DIMENSIONI

Cm 100x45x163h

HENGE®

NOCTIS VANITY



TECHNICAL INFORMATION

Structure:

Structure and doors in solid wood. Desk in Black Burnished Steel. Outside covered with Black Burnished Steel, burnished Titanio, burnished Platino, burnished brass, black burnished brass, Brass Patina, H- Silver, H-Silver Patina. Drawers unit in solid wood black eucalyptus thermowood – oil finish veneer, with top in extra clear glass. 1st drawer with internal partition in black Burnished Steel and bottom in E-Type black leather. Push-pull opening. Storage unit in solid wood black eucalyptus thermowood – oil finish veneer, with shelf bronzed tempered glass thickness 1 cm

Base

In Black Burnished Steel h 25 cm.

Optional

Desktop in massive wood Oak Thermowood.

Desktop covered with leather from our range.

DIMENSIONS

Cm 320x60x75h

SIZES CAN BE CUSTOMIZED.

INFORMAZIONI TECNICHE

Struttura

Struttura e ante in legno listellare. Piano scrivania rivestito in Acciaio brunito nero. Struttura esterna rivestita in Acciaio brunito nero, Titanio brunito, Platino brunito, ottone brunito, ottone brunito nero, Ottone Patina H-Silver, H-Silver Patina.

Blocco cassetiera in legno listellare finitura eucalipto nero termizzato – finitura ad olio, con top in vetro extra chiaro. Primo cassette con partizioni interne in Acciaio brunito nero e fondo in pelle E-Type nero. Apertura push-pull.

Blocco contenitore in legno listellare finitura eucalipto nero termizzato – finitura ad olio, ripiano interno in vetro temperato bronzato spessore 1 cm.

Base

In Acciaio brunito nero h 25 cm.

Opzionale

Top scrittoio in rovere massello termizzato.

Top scrittoio rivestito in pelle nelle finiture a campionario.

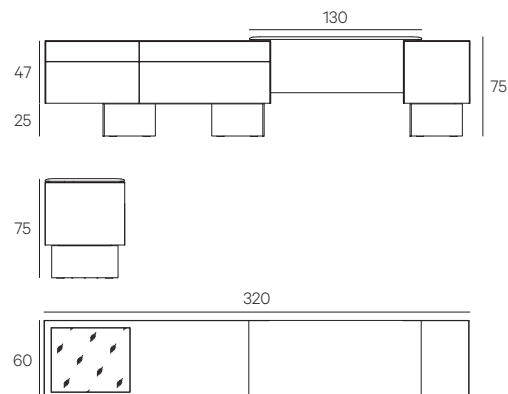
DIMENSIONI

Cm 320x60x75h

PERSONALIZZABILE A DISEGNO

Finishes Finitura	Code Codice	Black Eucalipthus
---------------------	---------------	-------------------

Cabinet | Cassettiera 320x60x75h



Wood top - Piano in essenza

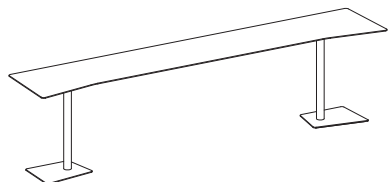
Black Burnished Steel	MB.360VNC010	13.803
Burnished Platino Burnished Titanio		14.970
Burnished Brass		15.442
Black burnished Brass		15.906
Brass Patina		19.883
H-Silver®		22.941
H-Silver Black		23.610
Silver Patina		24.366
Surcharge for backrest Maggiorazione per schienale	Black Burnished Steel	€ 765
	Burnished Platino Burnished Titanio	€ 984
	Burnished Brass	€ 1.693
	Black Burnished Brass	€ 1.744
	Ottone Patina	€ 2.376
	H-Silver®	€ 4.806
	H-Silver Black	€ 4.950
Silver Patina	€ 4.969	
		939
		1.584

Surcharge for desk top in wood.
Maggiorazione per top scrittoio in legno

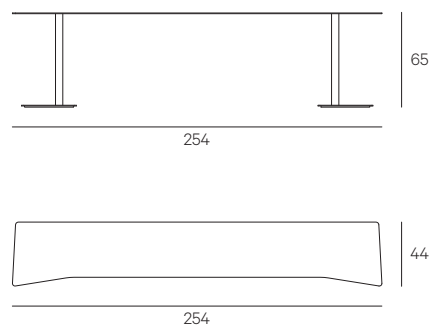
Surcharge for desktop covered with leather.
Maggiorazione per top scrittoio rivestito in pelle

HENGE®

TWISTABLE CONSOLLE NIGHTSTAND



Twistable Consolle Nightstand 254x44x65h



Top - Base

Burnished Platino Burnished Titanio	TA.190TWC010	5.243	5.592	5.971

TECHNICAL INFORMATION

Structure

Support in Sand Cast Brass, Sand Cast Bronze, Sand Cast Silver. Top and base in metal plate in Burnished Platino, Burnished Titanio.

Optional

Stone top with stone from our range.

DIMENSIONS

Cm 254x44x65h

INFORMAZIONI TECNICHE

Struttura

Supporto in metallo con fusione a terra ottone, bronzo o Silver. Top e base in metallo in platino brunito, titanio brunito.

Opzionale

Top in pietra nella gamma a campionario.

DIMENSIONI

Cm 254x44x65h



Back to index

Accessories

EDGE MIRROR

H-VASES

H-SILK CARPET

HIMALAYA SARTORIAL RUG

NEW ZEALAND SARTORIAL RUG

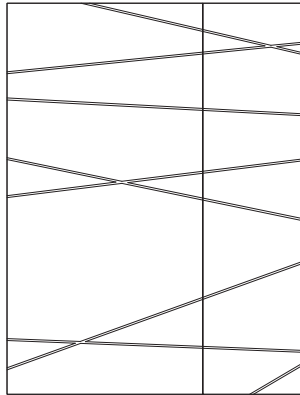
NEW ZEALAND SARTORIAL RUG RASATO

PATCH SILK RUG

CARE KIT

HENGE®

EDGE MIRROR



TECHNICAL INFORMATION

Frame
Solidwood, thickness 2.5 cm.

Finish
Heat treated woods as our samples, Swamp Oak and Swamp Elm oil finish based on natural wax and water.
Mirror with silver finish, thickness 0.6 cm, polished thread with Burnished Brass inlays.

DIMENSIONS
Cm 50x13x200h
Cm 75x13x200h
Cm 100x13x200h

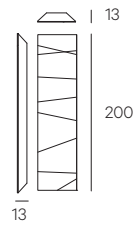
INFORMAZIONI TECNICHE

Struttura
Legno listellare spessore 2,5 cm.

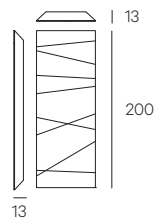
Finitura
Legni termotrattati nelle finiture a campionario, rovere di palude e olmo di palude finiti ad olio a base di cera naturale ed acqua.
Specchio argentato spessore 0,6 cm filo lucido con intarsi in ottone brunito.

DIMENSIONI
Cm 50x13x200h
Cm 75x13x200h
Cm 100x13x200h

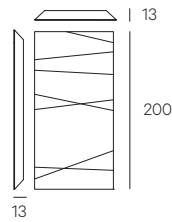
Mirror | Specchio 50x13x200h



Mirror | Specchio 75x13x200h



Mirror | Specchio 100x13x200h



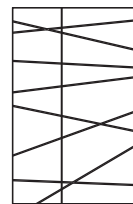
Code Codice	Mirror Specchio
---------------	-------------------

SP:010EDG050	2.620
--------------	-------

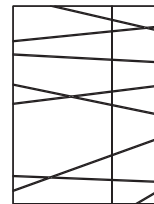
SP:010EDG075	3.446
--------------	-------

SP:010EDG100	4.190
--------------	-------

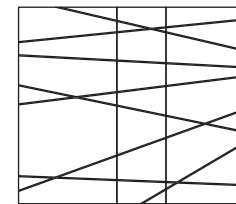
Suggested composition - Composizioni suggerite



2 mirrors | 2 specchi
(50+75)



2 mirrors | 2 specchi
(100+50)



3 mirrors | 3 specchi
(100+50+75)

HENGE®

H-VASES



TECHNICAL INFORMATION

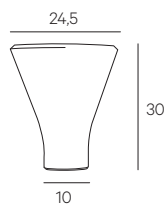
Vases made of porcelain stoneware fired at 1250 °C. Each one is individually hand-turned and the finish is made applying oxide and natural wax which are mixed and manually applied. Every piece and its finish is different, a one-of-a-kind work of art because they are all made entirely by hand.

INFORMAZIONI TECNICHE

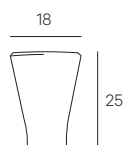
Vasi realizzati in grès cotto a 1250 °C. La foggatura viene fatta manualmente al tornio e la finitura della superficie è realizzata attraverso l'applicazione di ossidi e cere naturali mescolate assieme e applicate a mano.

Questi pezzi sono da considerarsi unici, in quanto la forma, essendo realizzata a mano, ed anche la finitura della superficie sono diverse.

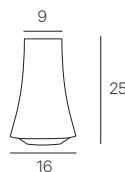
Large cone vase | Vaso cono grande Ø 24,5x30h



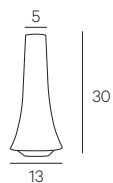
Small cone vase | Vaso cono piccolo Ø 18x25h



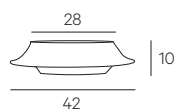
Smalle spool vase | Vaso rocchetto piccolo Ø 16x25h



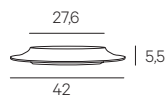
Long spool vase | Vaso rocchetto alto Ø 13x30h



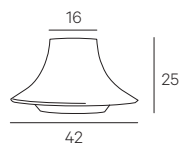
Medium bowl | Ciotola media Ø 42x10h



Low bowl | Ciotola bassa Ø 42x5,5h



Long bowl | Ciotola alta Ø 42x25h



Code Codice	Price Prezzi
VA.010HV010A	809
VA.010HV020B	673
VA.010HV030C	673
VA.010HV040D	488
VA.010HV050E	1.118
VA.010HV060F	1.039
VA.010HV070G	1.245

HENGE®

H-SILK CARPET

TECHNICAL INFORMATION

Structure

Quality 100% silk.
Color and weave of the yarns entirely handmade.

DIMENSIONS

Cm 200x300

Cm 300x400

Cm 300x500

Ø 350 cm

Sizes can be customized per sq € 1.035

INFORMAZIONI TECNICHE

Struttura

Qualità 100% seta.
Colorazione dei filati e tessitura interamente realizzate a mano.

DIMENSIONI

Cm 200x300

Cm 300x400

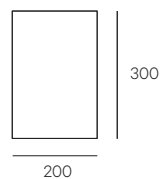
Cm 300x500

Ø 350 cm

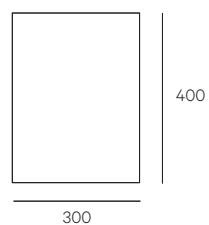
per misure customizzate prezzi al mq € 1.035

294

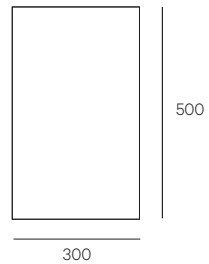
Carpet | Tappeto 200x300



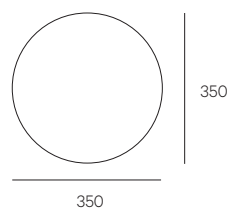
Carpet | Tappeto 300x400



Carpet | Tappeto 300x500



Carpet | Tappeto Ø 350



Code Codice	Price Prezzo
---------------	----------------

TP.010CAR010	6.194
--------------	-------

TP.010CAR020	12.387
--------------	--------

TP.010CAR030	15.481
--------------	--------

TP.010CAR040	12.645
--------------	--------

HENGE®

HIMALAYA SARTORIAL RUG

TECHNICAL INFORMATION

Structure

5 cm high hand-woven carpets on horizontal looms, finished with a knotting on the back. Made in Nepal using Himalaya wool, the most precious in the world, that only has a limited production per year. color obtained from the selection of the fleece of the sheep themselves. It is 100% natural, undyed wool. Spun, carded and knotted by hand, washed with sapid soap and hazelnuts that release a natural detergent. Edges tapered by hand on all sides. Completely organic product.

DIMENSIONS

Cm 520x517x5h

Cm 650x358x5h

Cm 559x355x5h

Cm 550x329x5h

Indicative dimensions, maximum variations of ±3%.

Sizes can be customized.

Price per sq for custom rug € 1.914

INFORMAZIONI TECNICHE

Struttura

Tappeti di altezza 5 cm, tessuti a mano su telai orizzontali finiti con un'annodatura sulla parte posteriore. Realizzato in Nepal con lana Himalayana, la più pregiata al mondo, che ha una produzione limitata all'anno. Il colore della lana è ricavato dalla selezione del vello delle pecore stesse. 100% naturale, non tinta. Filata, cardata e annodata a mano. Viene lavata con sapone sapido delle nocciole che rilasciano un detergente naturale.

Bordi rastremati a mano su tutti i lati. Prodotto completamente organico.

DIMENSIONI

Cm 520x517x5h

Cm 650x358x5h

Cm 559x355x5h

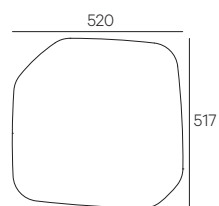
Cm 550x329x5h

Misure indicative, variazioni massime del ±3%.

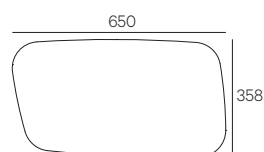
Personalizzabile a misura.

Prezzo al metro quadro per tappeti a misura € 1.914

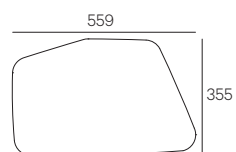
Carpet | Tappeto 520x517x5h



Carpet | Tappeto 650x358x5h



Carpet | Tappeto 559x355x5h



Carpet | Tappeto 550x329x5h



Code Codice	Price Prezzo
---------------	----------------

TP:100FLK010L	51.376
---------------	--------

TP:100FLK040L	37.860
---------------	--------

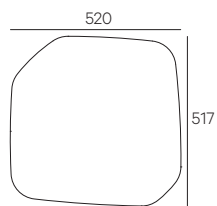
TP:100FLK020L	33.663
---------------	--------

TP:100FLK030L	34.479
---------------	--------

HENGE®

NEW ZEALAND SARTORIAL RUG

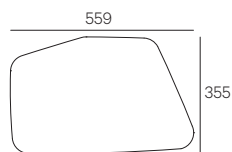
Carpet | Tappeto 520x517x5h



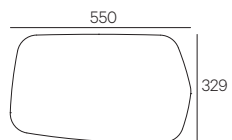
Carpet | Tappeto 650x358x5h



Carpet | Tappeto 559x355x5h



Carpet | Tappeto 550x329x5h



Code Codice	Price Prezzo
---------------	----------------

TP:100FLK010	32.292
--------------	--------

TP:100FLK040	23.798
--------------	--------

TP:100FLK020	21.672
--------------	--------

TP:100FLK030	27.956
--------------	--------

296

TECHNICAL INFORMATION

Structure

5 cm high hand-woven carpets on horizontal looms finished with a knotting on the back. Made with New Zealand wool, dyed in the range colors, hand loom knotted. Edges tapered by hand on all sides.

DIMENSIONS

Cm 520x517x5h

Cm 650x358x5h

Cm 559x355x5h

Cm 550x329x5h

Indicative dimensions, maximum variations of $\pm 3\%$

Sizes can be customized.

Price per sq for custom rug € 1.203

INFORMAZIONI TECNICHE

Struttura

Tappeti di altezza 5 cm, tessuti a mano su telai orizzontali rifiniti con un nodo sul retro. Realizzato con lana della Nuova Zelanda, tinta nei colori di gamma, telaio annodato a mano.

Bordi rastremati a mano su tutti i lati.

DIMENSIONI

Cm 520x517x5h

Cm 650x358x5h

Cm 559x355x5h

Cm 550x329x5h

Misure indicative, variazioni massime del $\pm 3\%$

Personalizzabile a misura.

Prezzo al metro quadro per tappeti a misura € 1.203

HENGE®

NEW ZEALAND SARTORIAL RUG RASATO

TECHNICAL INFORMATION

Structure

Hand-woven carpet on horizontal looms finished with a knotting on the back. Made with New Zealand wool, dyed in the range colors, hand loom knotted.

Edges tapered by hand on all sides.

DIMENSIONS

Cm 520x517x5h

Cm 650x358x5h

Cm 559x355x5h

Cm 550x329x5h

Indicative dimensions, maximum variations of ±3% Sizes can be customized.

Price per sq for custom rug € 1.203

INFORMAZIONI TECNICHE

Struttura

Tappeto tessuto a mano su telai orizzontali rifiniti con un nodo sul retro. Realizzato con lana della Nuova Zelanda, tinta nei colori di gamma, telaio annodato a mano.

Bordi rastremati a mano su tutti i lati.

DIMENSIONI

Cm 520x517x5h

Cm 650x358x5h

Cm 559x355x5h

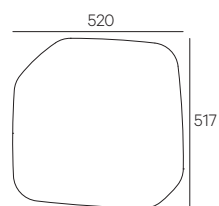
Cm 550x329x5h

Misure indicative, variazioni massime del ±3%

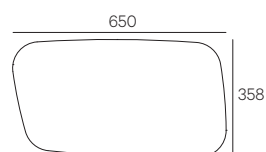
Personalizzabile a misura.

Prezzo al metro quadro per tappeti a misura € 1.203

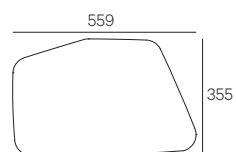
Carpet | Tappeto 520x517x5h



Carpet | Tappeto 650x358x5h



Carpet | Tappeto 559x355x5h



Carpet | Tappeto 550x329x5h



Code Codice	Price Prezzo
---------------	----------------

TP:100FLK210	32.292
--------------	--------

TP:100FLK240	23.798
--------------	--------

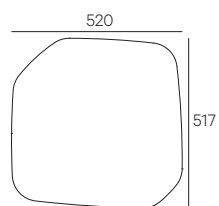
TP:100FLK220	27.956
--------------	--------

TP:100FLK230	21.672
--------------	--------

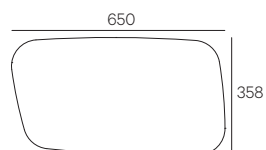
HENGE®

PATCH SILK RUG

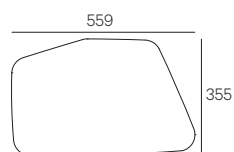
Carpet | Tappeto 520x517x1h



Carpet | Tappeto 650x358x1h



Carpet | Tappeto 559x355x1h



Carpet | Tappeto 550x329x1h



Code Codice	Price Prezzo
---------------	----------------

TP.200PZ010	30.826
-------------	--------

TP.200PZ040	22.718
-------------	--------

TP.200PZ020	20.687
-------------	--------

TP.200PZ030	26.686
-------------	--------

TECHNICAL INFORMATION

Structure

Hand-knotted carpet with the age-old 40-knot Persian technique, in Bamboo vegetable silk.

DIMENSIONS

Cm 520x517x1h

Cm 650x358x1h

Cm 559x355x1h

Cm 550x329x1h

Indicative dimensions, maximum variations of + or - 3%

Sizes can be customized.

Price per sq for costum rug € 1.149

INFORMAZIONI TECNICHE

Struttura

Tessuti a mano su telai orizzontali, annodato a mano in millenaria tecnica persiana a 40 nodi, in seta vegetale di Bamboo.

DIMENSIONI

Cm 520x517x1h

Cm 650x358x1h

Cm 559x355x1h

Cm 550x329x1h

Misure indicative, variazioni massime del + o - 3%

Personalizzabile a misura.

Prezzo al metro quadro per tappeti a misura € 1.149

HENGE®

CARE KIT

TECHNICAL INFORMATION

Specific care kit for Nabuk, Stone or Wood including cleaner, protector and accessories to preserve the beauty of our finishes over time.

INFORMAZIONI TECNICHE

Kit pulizia e manutenzione per Nabuk, pietra e legno composto da detergente specifico, protettore e relativi accessori per preservare la bellezza delle nostre finiture nel tempo.

Care kit Nabuk | Kit pulizia per Nabuk



Care kit Stone | Kit pulizia per la pietra



Care kit Wood | Kit pulizia per il legno



Code Codice	Price Prezzo
---------------	----------------

KIT.L010	332
----------	-----

KIT.S010	241
----------	-----

KIT.W010	241
----------	-----



Back to index



GENERAL SALES TERMS

This pricelist replaces all previous ones. The prices are expressed in units of one euro (€), and are retail to the public excluding VAT.

ORDERS

Orders must be sent in writing including an explanatory drawing if needed. Orders will only be valid once approved and accepted by Henge S.r.l.. Any change must be communicated within a day from the order validation by Henge.

CUSTOM ORDERS

Any customization will be accepted only if options are noted in this pricelist. The development of any spe

DELIVERIES

The delivery terms are indicative and are not binding. Any delays will not give rise to any penalty or right to cancel the order. The prices are ex-works from the dealer's store and include the packaging in cardboard boxes (or wooden crates if very fragile components are included). Transport costs to the customer's premises and installation are not included. Henge declines any responsibility for deliveries to other destinations other than the dealer's store.

CLAIMS

All claims relative to transport damage must be submitted immediately directly to the freight forwarder when the goods are unloaded. Any claims for production defects must be sent in writing (with relative explanatory photos) within 8 days from the reception of the goods.

Any claims due to delayed delivery are not eligible for compensation payment.

Returns must be granted by Henge before shipping. In case of goods replacement or repair, the goods must be returned to Henge perfectly packaged, using our courier and with the relative bill of lading. The transport costs for the returned goods are under the responsibility of the dealer, or the company, depending on the reason for the return. For any controversies, the Supreme Court of Treviso (Italy) will be the place of jurisdiction.

TOLERANCES

Henge products are unique pieces and entirely hand crafted. Hence, there could be notable differences in the finishes from product to product.

Pictures shown on the Henge website and social media channels may refer to prototypes, we reserve the right to make changes aimed at further improving the product even during the production phase. These photos are only for reference purposes, hence they are considered as non-binding between the parties.

MATERIALS

Leathers, woods, and stones of the Henge range are natural materials. Scars, scratches, veins, and stretch marks are typical of a natural material and are not considered defects, but rather features that highlight the beauty of a real material.

MAINTENANCE

To clean and maintain Henge products, follow the instructions provided with the maintenance card.

We will decline any responsibility for any damage caused by incorrect maintenance and cleaning.

PAYMENTS

Goods must be paid for in the agreed terms, also in case of active claims. Any delayed or failed payments will involve us writing off any discounts that may have been allowed and charging back all the bank costs plus interests at the current legal rate.

Failure to pay one invoice on the due date will give Henge the right to suspend all shipments of any other goods and to cancel any additional orders in progress.

The delivered products will remain our property until full and final payment has been received.

For any disputes, the Supreme Court of Treviso will be the place of jurisdiction.

CONDIZIONI GENERALI DI VENDITA

Il presente listino annulla e sostituisce i precedenti. I prezzi sono espressi in unità di euro (€), e sono da considerarsi al pubblico I.V.A. esclusa.

ORDINI

Tutti gli ordini devono essere trasmessi per iscritto e accompagnati, ove necessario, da disegno esplicativo. L'ordine assume validità solo ad avvenuta approvazione ed accettazione della Henge S.r.l., con tacito assenso entro il giorno successivo dal suo ricevimento. Eventuali variazioni e/o modifiche all'ordine, potranno essere effettuate entro e non oltre il giorno successivo al ricevimento dell'ordine stesso. Trascorso questo termine, l'ordine viene ritenuto valido a tutti gli effetti.

MODIFICHE

Eventuali riduzioni o realizzazioni di elementi su misura verranno effettuate solo se previste nel presente listino ed in base alle condizioni ivi riportate. Le realizzazioni di elementi speciali dovranno essere accettate e preventivate dal nostro ufficio tecnico.

CONSEGNE

I termini di consegna sono sempre indicativi, non costituiscono impegno ed, in caso di ritardi, non possono dar luogo a penalità o annullamenti di ordini. I prezzi si intendono per merce resa franco magazzino rivenditore ed includono l'imballo in scatole di cartone o casse di legno in caso di presenza di componenti di particolare fragilità. Sono esclusi i costi di trasporto a domicilio e posa in opera. Non si accetta alcuna responsabilità per consegne aventi destinazione diversa dal magazzino del rivenditore.

RECLAMI

Eventuali reclami per danni derivanti dal trasporto devono essere fatti al trasportatore al momento dello scarico. Eventuali reclami per difetti di fabbricazione dovranno essere fatti per iscritto, con documentazione fotografica, entro, e non oltre, 8 giorni dal ricevimento della merce. Eventuali reclami per ritardo nella consegna non potrà dar luogo a nessun risarcimento danni. Eventuali resi della merce dovranno essere autorizzati da noi preventivamente. In caso di sostituzione o riparazione, la merce deve ritornare perfettamente imballata a mezzo nostro corriere e con relativo documento di trasporto. Le spese di trasporto della merce, sono a carico del Cliente o dell'Azienda, a seconda della causale del reso. Per ogni controversia giudiziaria è competente il Foro di Treviso.

TOLLERANZE

I prodotti Henge sono da considerarsi pezzi unici, essendo realizzati interamente a mano, per cui le finiture possono presentare sensibili variazioni tra loro.

RIVESTIMENTI

Le pelli che rivestono i prodotti Henge vanno considerate come materia naturale e viva; perciò le eventuali cicatrici, i graffi, le venature e le smagliature, ne rappresentano una naturale peculiarità e non sono dunque da considerarsi difetti, bensì pregi che esaltano la bellezza della vera pelle. Marmi e pietre che rivestono i prodotti Henge sono materiali naturali e vivi, perciò le eventuali differenze di venature e colori non sono considerati difetti ma pregi.

MANUTENZIONE

Per la pulizia e la manutenzione dei rivestimenti si pone l'obbligo di rispettare tassativamente le modalità riportate nei cartellini di manutenzione. Contrariamente si declina ogni responsabilità per eventuali danni causati da una errata manutenzione e pulizia.

PAGAMENTI

Il pagamento della merce dovrà avvenire nei termini pattuiti anche in caso di eventuali contestazioni. Eventuali ritardi o insolvenze determineranno lo storno dello sconto cassa ove concesso e l'addebito delle spese bancarie e degli interessi mortori al tasso legale corrente. Il mancato pagamento anche di una sola fattura alla scadenza darà facoltà alla fornitrice di sospendere ogni inoltro di merce e di annullare qualsiasi altra commissione in corso. I prodotti consegnati, rimarranno di proprietà della fornitrice fino al momento in cui verranno completamente pagati. Per qualsiasi contestazione, sarà competente il Foro di Treviso.

CARATTERISTICHE E TOLLERANZE

Le foto mostrate possono riferirsi a prototipi che potrebbero subire delle modifiche, anche rilevanti, in fase d'industrializzazione e hanno scopo puramente informativo e di riferimento, pertanto non sono in alcun modo vincolanti per Henge.

HENGE[®]
LIMITED

HENGE
Via della Spiga, 34
20121 Milano (MI) - Italy
Tel. +39 0438 1710600
www.henge07.com | atelier@henge07.com
Open by appointment

Henge Headquarters
Via Fossa, 1
31051 Follina (TV) - Italy