

October **2022**



Price List

Codici finiture - Finishes codes



00
Trasparente
Clear
Transparent
Klar
Transparente
Прозрачный



01
Bianco
White
Blanc
Weiss
Blanco
Белый




02
Nero
Black
Noir
Schwarz
Negro
Черный




03
Grigio
Grey
Gris
Grau
Gris
Серый



05
Rosso
Red
Rouge
Rot
Rojo
Красный



06
Verde
Green
Vert
Grün
Verte
Зеленый



08
Giallo
Yellow
Jaune
Gelb
Amarillo
Желтый



09
Arancione
Orange
Orange
Orange
Naranja
Оранжевый



10
Azzurro
Light blue
Bleu ciel
Hellblau
Azul claro
Голубой



11
Rosa
Pink
Rose
Rose
Rosa
Пинк



14
Lavagna
Blackboard
Tableau noir
Tafel
Pizarra
Классная доска



23
Alluminio satinato
Satin aluminum
Aluminium satiné
Aluminium matt
Aluminio satinado
Атласный алюминий




24
Cromo nero
Black chrome
Chrome noir
Schwarzchrom
Cromo negro
Черный хром



25
Dorato satinato
Satin golded
Doré satiné
Vergoldet matt
Dourado sate
Атласное золото



28
Foglia rame
Copper leaf
Feuille d'or
Blatt Kupfer
Hoja de cobre
Медный лист



29
Foglia oro
Gold leaf
Feuille d'or
Blatt Gold
Hoja de oro
Сусальное золото




30
Foglia argento
Silver leaf
Feuille d'argent
Blatt Silber
Hoja de plata
Серебряный лист



31
Cromato
Chromed
Chromé
Verchromt
Cromado
Хромированный



32
Nickel satinato
Nickel mat
Nickel satiné
Nickelmatt
Niquel mate
Матовый никель



33
Acciaio satinato
Matt-steel
Acier satiné
Edelstahl matt
Acero mate
Матовая сталь




34
Verniciato corten
Painted corten finishing
Finition corten
Corten lackiert
Barnizado acabado corten
Кортен окрашены




35
Verniciato sabbia
Painted sand finishing
Finition sable
Sand lackiert
Barnizado arena
Песок



21
Dorato lucido
Shiny golded
Doré brillant
Glänzendes Gold
Daurado brillante
Позолоченный



38
Ramato lucido
Shiny copper
Cuivre brillant
Glänzendes Kupfer
Cobre brillante
Яркая меди



39
Verniciato antracite
Painted anthracite finishing
Finition anthracite
Anthrazit lackiert
Barnizado acabado antracita
Антрацит окрашен



45
Alluminio anodizzato
Anodized aluminum
Aluminium anodisé
Aluminium eloxiert
Aluminio anodizado
Анодированный алюминий



50
Cristallo
Crystal
Cristal
Kristall
Cristal
Хрусталь




56
Specchio
Mirror
Miroir
Spiegel
Espejo
Зеркало




57
Vetro bianco
White glass
Verre blanc
Weisses Glas
Vidrio blanco
Белое стекло



85
Verniciato argento
Painted silver finishing
Finition d'argent
Silver lackiert
Barnizado plateada
Крашеное серебро



86
Verniciato oro
Painted gold finishing
Finition d'or
Gold lackiert
Barnizado dorada
Окрашенные золото



87
Verniciato rame
Painted copper finishing
Finition en cuivre
Kupfer lackiert
Barnizado de cobre
Окрашенные золото



88
Verniciato bronzo
Painted bronze finishing
Finition en bronze
Bronze lackiert
Barnizado de bronce
Бронзовое украшение

Sommario
Summary

Listino <i>Pricelist</i>	pag. 3
Lampadine <i>Bulbs</i>	pag. 128
LED Drivers <i>LED Drivers</i>	pag. 132
Accessori <i>Accessories</i>	pag. 138
Codici misure speciali <i>Customized length</i>	pag. 143
Indicazioni generali <i>General information</i>	pag. 168

Il presente listino sostituisce ed annulla i precedenti.
Egoluce s.r.l. si riserva la facoltà di eliminare o modificare i prodotti della collezione
in base ad esigenze tecniche o commerciali.

NOTA: possibili variazioni dei parametri tecnici sono imputabili a migliorie tecnologiche.

This pricelist void and replaces any previous one.
EGOLUCE reserves the right to add, modify or delete without prior notice any of the products contained
in this pricelist both for technical or commercial reasons.

NOTE: possible changes in technical parameters are attributed to advancements in technology.

associato a:



Codice Articolo Prezzo €
IVA esclusa

1104
LIOLA' 17
H 15,5 cm
3,5W G9 LED (art. 0092/16)



57 161,00



0,70

0532 Elemento per decentramento
Displacement component **31** 10,00

1106
LIOLA' 35
H 28 cm
12W E27 LED (art. 0109/12...)
15W E27 LED (art. 0109/15...)



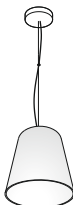
57 327,00



2,50

0532 Elemento per decentramento
Displacement component **31** 10,00

1107
LIOLA' 25
H 20 cm
12W E27 LED (art. 0109/12...)
15W E27 LED (art. 0109/15...)



57 228,00



1,20

0532 Elemento per decentramento
Displacement component **31** 10,00

1108
LIOLA' 42
H 38 cm
12W E27 LED (art. 0109/12...)
15W E27 LED (art. 0109/15...)



57 437,00

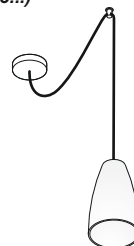


4,20

0532 Elemento per decentramento
Displacement component **31** 10,00

Codice Articolo Prezzo €
IVA esclusa

1133
MIR
H 22,5 cm
Ø 15 cm
12W E27 LED (art. 0109/12...)
15W E27 LED (art. 0109/15...)



1 elemento di decentramento incluso
1 displacement element included

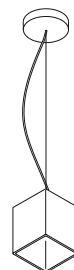
57 151,50

Accessori e rosoni per sistemi a sospensione pag. 30
Accessories and ceiling roses for suspension systems page 30



1,00

1147
ALEA
10x10x12 cm vetro-glass
3,5W G9 LED (art. 0092/16)



57 195,00



1,10

0532 Elemento per decentramento
Displacement component **31** 10,00

1148
FOKUS
H 38 cm
Ø 11 cm vetro-glass
3,5W G9 LED (art. 0092/16)



57 203,00



1,00

0532 Elemento per decentramento
Displacement component **31** 10,00

33 Acciaio satinato - 34 Verniciato corten - 35 Verniciato sabbia - 38 Ramato lucido - 39 Verniciato antracite - 45 Alluminio anodizzato
50 Cristallo - 56 Specchio - 57 Vetro bianco - 85 Verniciato argento - 86 Verniciato oro - 87 Verniciato rame - 88 Verniciato bronzo

Codice Articolo Prezzo € IVA esclusa

1171 LANCIA TONDA CAVO

Ø 35 cm

/W - LED 18W 2260lm 4000K

/WW - LED 18W 2020lm 3000K

/XW - LED 18W 1890lm 2700K

01/W	01/WW	01/XW	473,00
02/W	02/WW	02/XW	473,00
25/W	25/WW	25/XW	560,50
31/W	31/WW	31/XW	494,00

0,80

1172 LANCIA TONDA CAVO

Ø 50 cm

/W - LED 27W 3390lm 4000K

/WW - LED 27W 3030lm 3000K

/XW - LED 27W 2835lm 2700K

01/W	01/WW	01/XW	522,00
02/W	02/WW	02/XW	522,00
25/W	25/WW	25/XW	657,00
31/W	31/WW	31/XW	563,50

1,00

1173 LANCIA TONDA CAVO

Ø 70 cm

/W - LED 37,8W 4746lm 4000K

/WW - LED 37,8W 4242lm 3000K

/XW - LED 37,8W 3969lm 2700K

01/W	01/WW	01/XW	577,50
02/W	02/WW	02/XW	577,50
25/W	25/WW	25/XW	749,00
31/W	31/WW	31/XW	637,00

1,20

Rosone con alimentatore inclusi
Tenditori con cavi (art. 0970) da ordinare separatamente

Ceiling rose with driver included
Tensors with cables (art. 0970) to be ordered separately

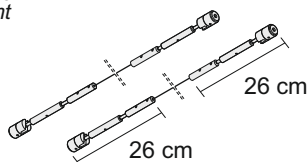
Dimmerabile su richiesta
Dimmable on request

0970 **31** 374,50

4 tenditori con 2 cavi di acciaio lunghezza 6 mt
4 chromed brass tensors with 2 steel cables 6 mt

0970 **31/10** 390,00

4 tenditori con 2 cavi di acciaio lunghezza 10 mt
4 chromed brass tensors with 2 steel cables 10 mt



Codice Articolo Prezzo € IVA esclusa

1504 POOL

H 74 cm

Ø 3 cm

LED 2W 220lm 3000K

01	248,00
02	248,00
31	260,00
38	276,00



Codice Articolo Prezzo € IVA esclusa

1516 PRÊT-À-PORTER **01** 262,50
 12W E27 LED (art. 0109/12...) **02.21** 268,00



Vetro Pyrex trasparente con inserto bianco incluso

Clear Pyrex glass with white insert included

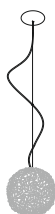
Accessori e rosoni per sistemi a sospensione pag. 30
Accessories and ceiling roses for suspension systems page 30



Kg 1,00

1517 MATASSA **00** 281,00

Ø 23 cm
 3,5W G9 LED (art. 0092/16)



Kg 2,20

0532 Elemento per decentramento **31** 10,00
Displacement component

1518 MATASSA **00** 411,00

Ø 34 cm
 12W E27 LED (art. 0109/12...)
 15W E27 LED (art. 0109/15...)



Kg 4,30

0532 Elemento per decentramento **31** 10,00
Displacement component

Codice Articolo Prezzo € IVA esclusa

1519 MATASSA **00** 603,00
 Ø 46 cm
 12W E27 LED (art. 0109/12...)
 15W E27 LED (art. 0109/15...)



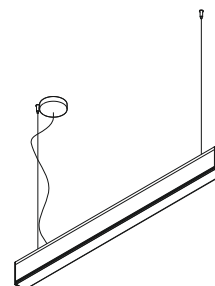
Kg 7,70

0532 Elemento per decentramento **31** 10,00
Displacement component

1524 PHANTOM **01/W** 381,50

89 cm
 /W - LED 18,8W 2910lm 4000K
 /WW - LED 18,8W 2770lm 3000K

01/WW 381,50



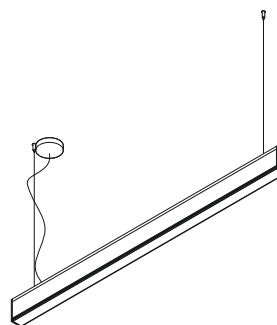
Dimmerabile su richiesta
Dimmable on request

Kg 1,50

1525 PHANTOM **01/W** 424,00

119 cm
 /W - LED 25W 3860lm 4000K
 /WW - LED 25W 3680lm 3000K

01/WW 424,00



Dimmerabile su richiesta
Dimmable on request

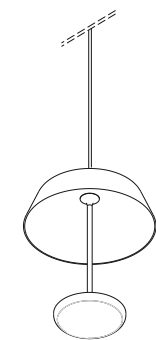
Kg 1,80

33 Acciaio satinato - 34 Verniciato corten - 35 Verniciato sabbia - 38 Ramato lucido - 39 Verniciato antracite - 45 Alluminio anodizzato
 50 Cristallo - 56 Specchio - 57 Vetro bianco - 85 Verniciato argento - 86 Verniciato oro - 87 Verniciato rame - 88 Verniciato bronzo

Codice Articolo Prezzo € IVA esclusa

1535 SPIRITS

H 26
LED 51V 250mA 12,6W 2253lm 3000K



01/WW	268,50
02.29/WW	331,00
01.30/WW	331,00

Senza rosone/driver
Without ceiling rose/driver



1,00

0951
50/60Hz 220-240V



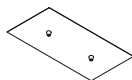
Rosone completo di alimentatore - 1 Spirits
Ceiling rose with converter - 1 Spirits

01	145,50
02	145,50

Dimmerabile su richiesta
Dimmable on request

1,00

0952
50/60Hz 220-240V



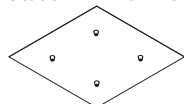
Rosone completo di alimentatore - 2 Spirits
Ceiling rose with converter - 2 Spirits

01	218,50
02	218,50

Dimmerabile su richiesta
Dimmable on request

2,00

0953
50/60Hz 220-240V



Rosone completo di alimentatore - 4 Spirits
Ceiling rose with driver - 4 Spirits

01	333,00
02	333,00

Dimmerabile su richiesta
Dimmable on request

3,80

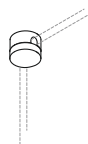
0954	01	88,50
10,8x5,2x2,2 cm 5,5 cm	02	88,50

Rosone per cartongesso con alimentatore - 1 Spirits
Plasterboard ceiling rose with driver - 1 Spirits



0,20

0605 Ø 1,7 cm h. 2,2 cm	01	10,00
	02	10,00

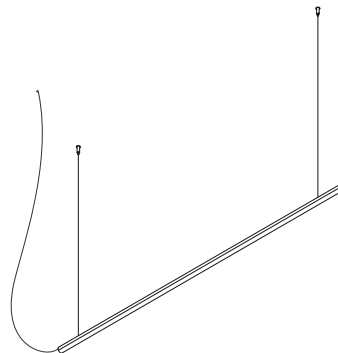


1 Deviatore e decentratore
1 Displacement element

Codice Articolo Prezzo € IVA esclusa

1539 LANCIA SYSTEM

152 cm
/W - LED 27W 3390lm 4000K
/WW - LED 27W 3030lm 3000K
/XW - LED 27W 2835lm 2700K



01/W	01/WW	01/XW	204,00
02/W	02/WW	02/XW	204,00
85/W	85/WW	85/XW	256,00
86/W	86/WW	86/XW	256,00
87/W	87/WW	87/XW	256,00
88/W	88/WW	88/XW	256,00

Senza rosone/driver
Without ceiling rose/driver

Con cavo coassiale
With coaxial cable

Kit di fissaggio fornito con la lampada
Fixing kit supplied with the lamp

Misure speciali pagina 146
Customized length page 146

Accessori e rosone per sistemi a sospensione pag. 32
Accessories and ceiling roses for suspension systems page 32



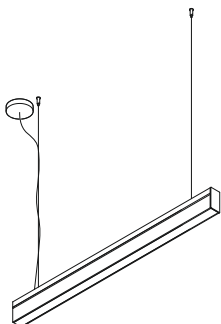
1,10

Codice Articolo Prezzo € IVA esclusa

1541 RAIL

77 cm
 /W - LED 13,5W 1695lm 4000K
 /WW - LED 13,5W 1515lm 3000K
 /XW - LED 13,5W 1417lm 2700K

01/W	01/WW	01/XW	340,00
02/W	02/WW	02/XW	366,00
85/W	85/WW	85/XW	376,50
86/W	86/WW	86/XW	376,50
87/W	87/WW	87/XW	376,50
88/W	88/WW	88/XW	376,50



Misure speciali pagina 149
 Customized length page 149

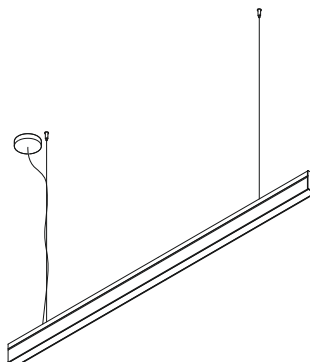
F 200 CM Dimmerabile su richiesta
 Dimmable on request Kg 1,10

Codice Articolo Prezzo € IVA esclusa

1542 RAIL

152 cm
 /W - LED 27W 3390lm 4000K
 /WW - LED 27W 3030lm 3000K
 /XW - LED 27W 2835lm 2700K

01/W	01/WW	01/XW	424,50
02/W	02/WW	02/XW	478,50
85/W	85/WW	85/XW	487,00
86/W	86/WW	86/XW	487,00
87/W	87/WW	87/XW	487,00
88/W	88/WW	88/XW	487,00



Misure speciali pagina 149
 Customized length page 149

F 200 CM Dimmerabile su richiesta
 Dimmable on request Kg 1,50



33 Acciaio satinato - 34 Verniciato corten - 35 Verniciato sabbia - 38 Ramato lucido - 39 Verniciato antracite - 45 Alluminio anodizzato
 50 Cristallo - 56 Specchio - 57 Vetro bianco - 85 Verniciato argento - 86 Verniciato oro - 87 Verniciato rame - 88 Verniciato bronzo

Codice Articolo Prezzo € IVA esclusa

1543 RAIL SISTEMA 81,5 cm	01/W	355,50
/W - LED 14,4W 1808lm 4000K	01/WW	355,50
/WW - LED 14,4W 1616lm 3000K	01/XW	355,50
/XW - LED 14,4W 1512lm 2700K		

Dimmerabile su richiesta
Dimmable on request 1,00

1544 RAIL SISTEMA 151,5 cm	01/W	430,00
/W - LED 27W 3390lm 4000K	01/WW	430,00
/WW - LED 27W 3030lm 3000K	01/XW	430,00
/XW - LED 27W 2835lm 2700K		

Elementi di giunzione inclusi
Junction elements included

Misure speciali pagina 151
Customized length page 151

Dimmerabile su richiesta
Dimmable on request 1,40

0941 230V 3,6W Angolo 90° 90° Corner	01/W	181,00
	01/WW	181,00
	01/XW	181,00

Alimentatore e schermo inclusi
Driver and shade included 0,40

0942 230V 5,4W Giunzione a T T joint	01/W	145,50
	01/WW	145,50
	01/XW	145,50

Alimentatore e schermo inclusi
Driver and shade included 0,35

0943 230V 5,4W Giunzione a croce Cross joint	01/W	166,50
	01/WW	166,50
	01/XW	166,50

Alimentatore e schermo inclusi
Driver and shade included 0,35

0944 Raccordo parete - plafone Wall-ceiling joint	01	57,00
--	-----------	-------

0945 2 testate di chiusura 2 closing heads	01	8,00
---	-----------	------

0946 Rosone completo di cavo di alimentazione 250 cm Ceiling rose with cable 250 cm	01	50,00
--	-----------	-------

0947 Piastra con molle per controsoffitti Ceiling plate with springs	01	44,00
---	-----------	-------

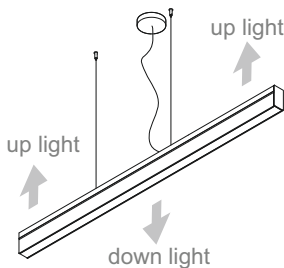
0948/100 Schermo diffusore satinato 105 cm Satin methacrylate diffuser 105 cm		16,00
--	--	-------

0948/200 Schermo diffusore satinato 205 cm Satin methacrylate diffuser 205 cm		26,00
--	--	-------

0948/300 Schermo diffusore satinato 305 cm Satin methacrylate diffuser 305 cm		36,00
--	--	-------

Codice Articolo Prezzo € IVA esclusa

1545 RAIL BIEMISSION 127 cm	01/W	01/WW	01/XW	487,00
/W - LED 37,5W 1883lm up light + 2825lm down light 4000K	02/W	02/WW	02/XW	541,00
/WW - LED 37,5W 1683lm up light + 2525lm down light 3000K	85/W	85/WW	85/XW	549,50
/XW - LED 37,5W 1575lm up light + 2362lm down light 2700K	86/W	86/WW	86/XW	549,50
	87/W	87/WW	87/XW	549,50
	88/W	88/WW	88/XW	549,50

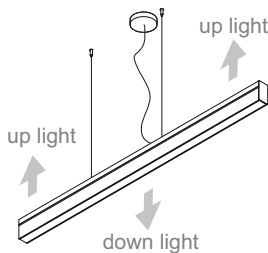


Misure speciali pagina 150
Customized length page 150

Dimmerabile su richiesta
Dimmable on request 1,30

1546
RAIL BIEMISSION UGR

LED Source 25W/mt



Con schermo microprismato ad alta efficienza
Whit hight efficiency microprismatic diffuser

/125 (L. 127 cm)	01/125/W	491,00
/W - LED 46W 1883lm up light + 3440lm down light 4000K	01/125/WW	491,00
/WW - LED 46W 1683lm up light + 3000lm down light 3000K	01/125/XW	491,00
/XW - LED 46W 1575lm up light + 2860lm down light 2700K		0,80

/150 (L. 152 cm)	01/150/W	532,00
/W - LED 55,5W 2260lm up light + 4130lm down light 4000K	01/150/WW	532,00
/WW - LED 55,5W 2020lm up light + 3600lm down light 3000K	01/150/XW	532,00
/XW - LED 55,5W 1890lm up light + 3440lm down light 2700K		1,00

/175 (L. 177 cm)	01/175/W	608,50
/W - LED 68W 3013lm up light + 4800lm down light 4000K	01/175/WW	608,50
/WW - LED 68W 2693lm up light + 4200lm down light 3000K	01/175/XW	608,50
/XW - LED 68W 2520lm up light + 4000lm down light 2700K		1,20

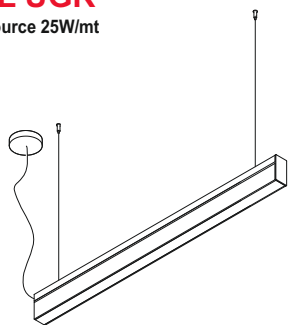
Dimmerabile su richiesta
Dimmable on request

Codice
Articolo

Prezzo €
IVA esclusa

1547 RAIL UGR

LED Source 25W/mt



Con schermo microprismato ad alta efficienza
Whit hight efficiency microprismatic diffuser

/125 (L. 127 cm)	01/125/W	395,00
/W - LED 31W 3440lm 4000K	01/125/WW	395,00
/WW - LED 31W 3000lm 3000K	01/125/XW	395,00
/XW - LED 31W 2860lm 2700K		

0,80

/150 (L. 152 cm)	01/150/W	436,50
/W - LED 37,5W 4130lm 4000K	01/150/WW	436,50
/WW - LED 37,5W 3600lm 3000K	01/150/XW	436,50
/XW - LED 37,5W 3440lm 2700K		

1,00

/175 (L. 177 cm)	01/175/W	465,00
/W - LED 44W 4800lm 4000K	01/175/WW	465,00
/WW - LED 44W 4200lm 3000K	01/175/XW	465,00
/XW - LED 44W 4000lm 2700K		

1,20

Dimmerabile su richiesta
Dimmable on request

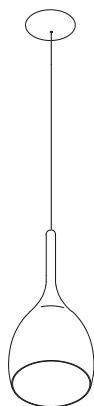
1549 BALOON

H 25 cm

Ø 15 cm

12W E27 LED (art. 0109/12...)

15W E27 LED (art. 0100/15...)



01 220,50

31 281,00

38 **ELIMINATO**

Accessori e rosoni per sistemi a sospensione pag. 30
Accessories and ceiling roses for suspension systems page 30



1,60

33 Acciaio satinato - 34 Verniciato corten - 35 Verniciato sabbia - 38 Ramato lucido - 39 Verniciato antracite - 45 Alluminio anodizzato
50 Cristallo - 56 Specchio - 57 Vetro bianco - 85 Verniciato argento - 86 Verniciato oro - 87 Verniciato rame - 88 Verniciato bronzo

Codice
Articolo

Prezzo €
IVA esclusa

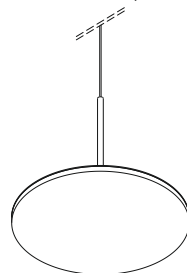
1554 BUREAU

Ø 37 cm

/W - LED 25,3W 4080lm

/WW - LED 25,3W 3880lm

/XW - LED 25,3W 3620lm



01/W 325,00

01/WW 325,00

01/XW 325,00

02/W 325,00

02/WW 325,00

02/XW 325,00

Senza rosone/driver
Without ceiling rose/driver



1,20

0955

50/60Hz 220-230V

Ø 20 cm



01 155,50

02 154,00

Rosone completo di alimentatore - 1 Bureau
Ceiling rose with driver - 1 Bureau



0,60

0955

50/60Hz 220-230V

Ø 20 cm



01/DIM 222,00

02/DIM 222,00

Rosone completo di alimentatore **dimmerabile PUSH - 1...10V** - 1 Bureau
Ceiling rose with **dimmable PUSH - 1...10V** driver - 1 Bureau



0,60

0955

50/60Hz 220-230V

Ø 20 cm



01/DALI 247,00

02/DALI 247,00

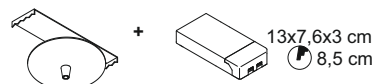
Rosone completo di alimentatore **dimmerabile DALI** - 1 Bureau
Ceiling rose with **dimmable DALI** driver - 1 Bureau



0,60

0959

50/60Hz 220-240V



01 113,00

02 113,00

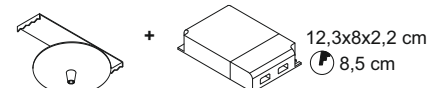
Piastra per cartongesso con alimentatore - 1 Bureau
Plasterboard ceiling rose with driver - 1 Bureau



0,30

0959

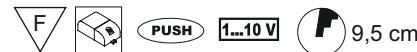
50/60Hz 220-240V



01/DIM 177,00

02/DIM 177,00

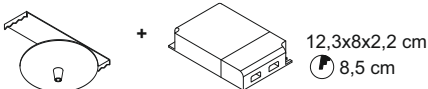
Piastra per cartongesso con alimentatore **dimmerabile PUSH - 1...10V** - 1 Bureau
Plasterboard ceiling rose with **dimmable PUSH - 1...10V** driver - 1 Bureau



0,30

0959

50/60Hz 220-240V



01/DALI 210,50

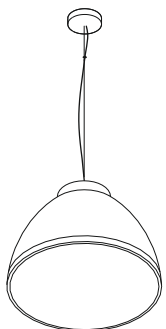
02/DALI 210,50

Piastra per cartongesso con alimentatore **dimmerabile DALI** - 1 Bureau
Plasterboard ceiling rose with **dimmable DALI** driver - 1 Bureau



0,30

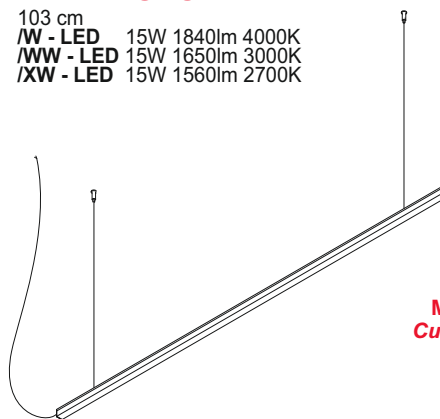
Codice Articolo	Prezzo € IVA esclusa
1558 PAVILLON	
H 35 cm	
Ø 46 cm	
12W E27 LED (art. 0109/12...)	
15W E27 LED (art. 0109/15...)	
01	330,00
02.01	446,50
05.01	446,50
35	330,00



02.01 - 05.01
Doppia finitura:
esterno in colore,
interno bianco

Double finish:
exterior in color,
white interior

Codice Articolo	Prezzo € IVA esclusa
1559 EXTRA SYSTEM	
103 cm	
/W - LED 15W 1840lm 4000K	
/WW - LED 15W 1650lm 3000K	
/XW - LED 15W 1560lm 2700K	
01/W	177,00
01/WW	177,00
01/XW	177,00



Senza rosone/driver
Without ceiling rose/driver

Kit di fissaggio fornito
con la lampada
Fixing kit supplied with the lamp

Misure speciali pagina 146
Customized length page 146

Accessori e rosone per sistemi a sospensione pag. 32
Accessories and ceiling roses for suspension systems page 32



1,10

0532 Elemento per decentramento
Displacement component

31 10,00



1,10



00 Trasparente - 01 Bianco - 02 Nero - 03 Grigio - 05 Rosso - 06 Verde - 08 Giallo - 09 Arancione - 10 Azzurro - 11 Rosa - 14 Lavagna - 21 Dorato lucido
23 Alluminio satinato - 24 Cromo nero - 25 Dorato satinato - 28 Foglia rame - 29 Foglia oro - 30 Foglia argento - 31 Cromato lucido - 32 Nickel satinato

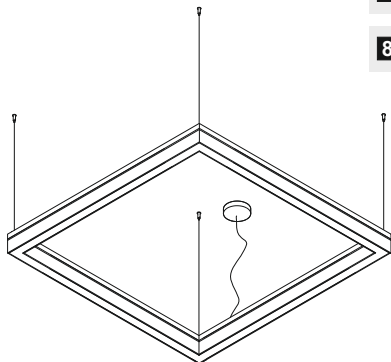
Codice Articolo Prezzo € IVA esclusa

1561 RAIL QUADRA

80x80 cm

/W - LED 54W 6780lm 4000K
/WW - LED 54W 6060lm 3000K
/XW - LED 54W 5670lm 2700K

01/W	01/WW	01/XW	799,00
02/W	02/WW	02/XW	799,00
85/W	85/WW	85/XW	821,50
86/W	86/WW	86/XW	821,50
87/W	87/WW	87/XW	821,50
88/W	88/WW	88/XW	821,50



BIEMISSIONE su richiesta
BIEMISSION on request

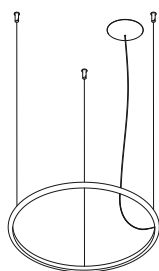
Dimmerabile su richiesta
Dimmable on request 3,80

1562 LANCIA TONDA

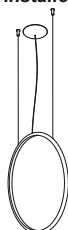
Ø 70 cm

/W - LED 37,8W 4746lm 4000K
/WW - LED 37,8W 4242lm 3000K
/XW - LED 37,8W 3969lm 2700K

01/W	01/WW	01/XW	561,50
02/W	02/WW	02/XW	561,50
25/W	25/WW	25/XW	754,00
31/W	31/WW	31/XW	612,50
85/W	85/WW	85/XW	567,00
86/W	86/WW	86/XW	567,00
87/W	87/WW	87/XW	567,00
88/W	88/WW	88/XW	567,00



Installabile in verticale
Can be installed vertically



Composizioni multiple pagina 144
Multiple installations page 144

Dimmerabile su richiesta
Dimmable on request 1,40

	01	28,00
	02	28,00
	25	36,00
	31	32,00

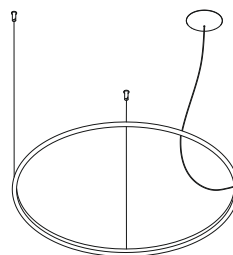
Codice Articolo Prezzo € IVA esclusa

1563 LANCIA TONDA

Ø 100 cm

/W - LED 54W 6780lm 4000K
/WW - LED 54W 6060lm 3000K
/XW - LED 54W 5670lm 2700K

01/W	01/WW	01/XW	660,50
02/W	02/WW	02/XW	660,50
85/W	85/WW	85/XW	671,00
86/W	86/WW	86/XW	671,00
87/W	87/WW	87/XW	671,00
88/W	88/WW	88/XW	671,00



Installabile in verticale
Can be installed vertically



Composizioni multiple pagina 144
Multiple installations page 144

Dimmerabile su richiesta
Dimmable on request 1,70

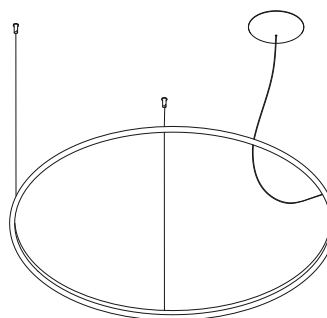
	01	28,00
	02	28,00

1564 LANCIA TONDA

Ø 150 cm

/W - LED 81W 10170lm 4000K
/WW - LED 81W 9090lm 3000K
/XW - LED 81W 8505lm 2700K

01/W	01/WW	01/XW	889,00
02/W	02/WW	02/XW	889,00
85/W	85/WW	85/XW	910,00
86/W	86/WW	86/XW	910,00
87/W	87/WW	87/XW	910,00
88/W	88/WW	88/XW	910,00



Composizioni multiple pagina 144
Multiple installations page 144

Dimmerabile su richiesta
Dimmable on request 2,50

	01	28,00
	02	28,00

Codice
Articolo

Prezzo €
IVA esclusa

1565 LANCIA CAVO

(L. 102 cm)

/W - LED 18W 2260lm 4000K
/WW - LED 18W 2020lm 3000K
/XW - LED 18W 1890lm 2700K

01 02 /100 /W 320,00

01 02 /100 /WW 320,00

01 02 /100 /XW 320,00

85 86 87 88 /100 /W 346,00

85 86 87 88 /100 /WW 346,00

85 86 87 88 /100 /XW 346,00



Kg 0,80

(L. 152 cm)

/W - LED 27W 3390lm 4000K
/WW - LED 27W 3030lm 3000K
/XW - LED 27W 2835lm 2700K

01 02 /150 /W 377,00

01 02 /150 /WW 377,00

01 02 /150 /XW 377,00

85 86 87 88 /150 /W 426,50

85 86 87 88 /150 /WW 426,50

85 86 87 88 /150 /XW 426,50



Kg 1,00

(L. 202 cm)

/W - LED 36W 4520lm 4000K
/WW - LED 36W 4040lm 3000K
/XW - LED 36W 3780lm 2700K

01 02 /200 /W 411,00

01 02 /200 /WW 411,00

01 02 /200 /XW 411,00

85 86 87 88 /200 /W 463,00

85 86 87 88 /200 /WW 463,00

85 86 87 88 /200 /XW 463,00



Kg 1,20

(L. 302 cm)

/W - LED 54W 6780lm 4000K
/WW - LED 54W 6060lm 3000K
/XW - LED 54W 5670lm 2700K

01 02 /300 /W 478,50

01 02 /300 /WW 478,50

01 02 /300 /XW 478,50

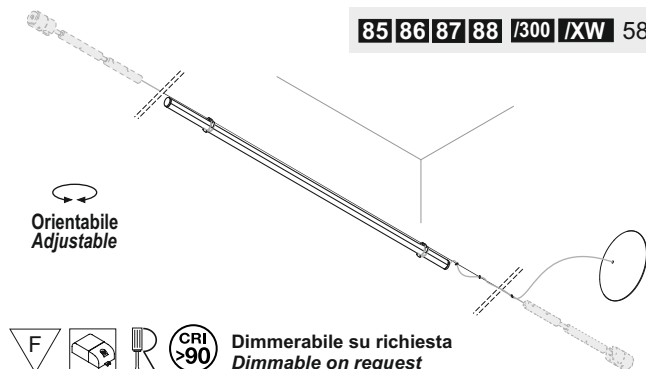
85 86 87 88 /300 /W 582,50

85 86 87 88 /300 /WW 582,50

85 86 87 88 /300 /XW 582,50



Kg 2,00



Orientabile
Adjustable

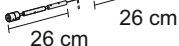
F Dimmerabile su richiesta
Dimmable on request

0965

Tenditori con cavo 6 mt
Tensors with 6 mt cable **31** 183,00

0965

Tenditori con cavo 10 mt
Tensors with 10 mt cable **31/10** 190,00



0991/C

Kit di sostegno a soffitto
Ceiling support kit 11,00



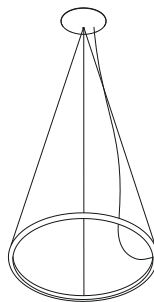
00 Trasparente - 01 Bianco - 02 Nero - 03 Grigio - 05 Rosso - 06 Verde - 08 Giallo - 09 Arancione - 10 Azzurro - 11 Rosa - 14 Lavagna - 21 Dorato lucido
23 Alluminio satinato - 24 Cromo nero - 25 Dorato satinato - 28 Foglia rame - 29 Foglia oro - 30 Foglia argento - 31 Cromato lucido - 32 Nickel satinato

Codice
Articolo

Prezzo €
IVA esclusa

1566 LANCIA TONDA

Ø 50 cm
/W - LED 27W 3390lm 4000K
/WW - LED 27W 3030lm 3000K
/XW - LED 27W 2835lm 2700K



01/W 01/WW 01/XW 491,00

02/W 02/WW 02/XW 491,00

25/W 25/WW 25/XW 629,00

31/W 31/WW 31/XW 538,00

85/W 85/WW 85/XW 494,00

86/W 86/WW 86/XW 494,00

87/W 87/WW 87/XW 494,00

88/W 88/WW 88/XW 494,00

Composizioni multiple pagina 144
Multiple installations page 144

F 250 CM Dimmerabile su richiesta
Dimmable on request

Kg 1,20

0536 Elemento per decentramento
Displacement component



01 28,00

02 28,00

25 36,00

31 32,00

1567 LANCIA DI ACHILLE

L 122 cm
/W - LED 19,5W 2486lm 4000K
/WW - LED 19,5W 2222lm 3000K
/XW - LED 19,5W 2079lm 2700K

01/W 421,00

01/WW 421,00

01/XW 421,00

02/W 421,00

02/WW 421,00

02/XW 421,00

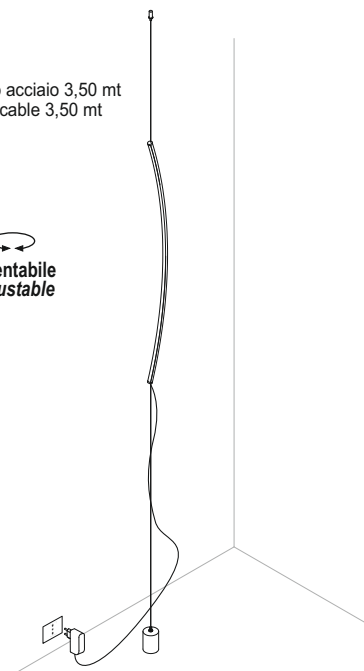
31/W 494,00

31/WW 494,00

31/XW 494,00

Cavo acciaio 3,50 mt
Stell cable 3,50 mt

Orientabile
Adjustable



Con interruttore dimmer touch
Touch dimmer switch included

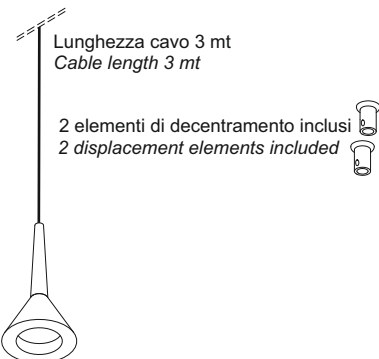
F IP40 Dim

Kg 2,80

Codice Articolo Prezzo € IVA esclusa

1568 PEVERA SYSTEM

H 24,5 cm
 Ø 13 cm
 /W - LED 6W 1073lm 4000K
 /WW - LED 6W 1011lm 3000K
 /XW - LED 6W 970lm 2700K



Lunghezza cavo 3 mt
 Cable length 3 mt

2 elementi di decentramento inclusi
 2 displacement elements included

01/W	298,50
01/WW	298,50
01/XW	298,50
02/W	298,50
02/WW	298,50
02/XW	298,50
05/W	298,50
05/WW	298,50
05/XW	298,50

Senza rosone/driver
 Without ceiling rose/driver

0535

IN: 50/60Hz 220-240V
 OUT: 350mA DC
 Ø 9,5 cm
 H 10 cm



01	76,50
02	76,50
05	76,50

Rosone per sospensione con driver integrato senza cavo - 1 lampada
 Ceiling rose for suspension with driver without cable - 1 lamp



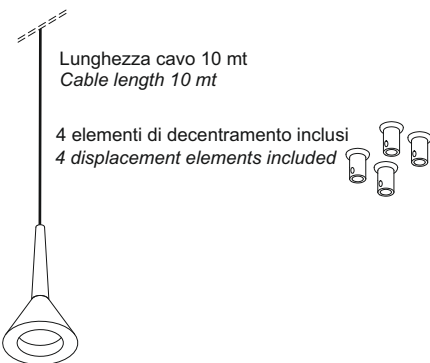
Accessori e rosone per sistemi a sospensione pag. 28
 Accessories and ceiling roses for suspension systems page 28



Kg 0,50

1569 PEVERA SYSTEM

H 24,5 cm
 Ø 13 cm
 /W - LED 6W 1073lm 4000K
 /WW - LED 6W 1011lm 3000K
 /XW - LED 6W 970lm 2700K



Lunghezza cavo 10 mt
 Cable length 10 mt

4 elementi di decentramento inclusi
 4 displacement elements included

01/W	336,00
01/WW	336,00
01/XW	336,00
02/W	336,00
02/WW	336,00
02/XW	336,00
05/W	336,00
05/WW	336,00
05/XW	336,00

Senza rosone/driver
 Without ceiling rose/driver

0535

IN: 50/60Hz 220-240V
 OUT: 350mA DC
 Ø 9,5 cm
 H 10 cm



01	76,50
02	76,50
05	76,50

Rosone per sospensione con driver integrato senza cavo - 1 lampada
 Ceiling rose for suspension with driver without cable - 1 lamp



Accessori e rosone per sistemi a sospensione pag. 28
 Accessories and ceiling roses for suspension systems page 28

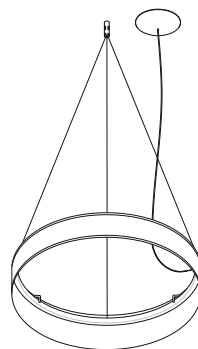


Kg 0,70

Codice Articolo Prezzo € IVA esclusa

1570 RADAR

Ø 72 cm
 /W - LED 37,8W 4746lm 4000K
 /WW - LED 37,8W 4242lm 3000K
 /XW - LED 37,8W 3969lm 2700K



01/W	802,50
01/WW	802,50
01/XW	802,50
02.01/W	802,50
02.01/WW	802,50
02.01/XW	802,50
02.21/W	811,50
02.21/WW	811,50
02.21/XW	811,50

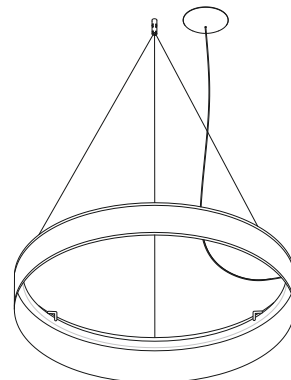


Dimmerabile su richiesta
 Dimmable on request

Kg 2,50

1571 RADAR

Ø 102 cm
 /W - LED 54W 6780lm 4000K
 /WW - LED 54W 6060lm 3000K
 /XW - LED 54W 5670lm 2700K



01/W	973,50
01/WW	973,50
01/XW	973,50
02.01/W	984,50
02.01/WW	984,50
02.01/XW	984,50
02.21/W	1.006,50
02.21/WW	1.006,50
02.21/XW	1.006,50

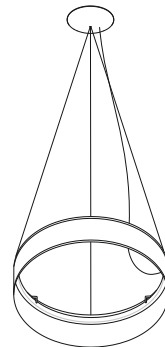


Dimmerabile su richiesta
 Dimmable on request

Kg 3,00

1572 RADAR

Ø 54 cm
 /W - LED 27W 3390lm 4000K
 /WW - LED 27W 3030lm 3000K
 /XW - LED 27W 2835lm 2700K



01/W	660,00
01/WW	660,00
01/XW	660,00
02.01/W	660,00
02.01/WW	660,00
02.01/XW	660,00
02.21/W	676,50
02.21/WW	676,50
02.21/XW	676,50

Kg 1,80



Dimmerabile su richiesta
 Dimmable on request

01	28,00
02	28,00
25	36,00
31	32,00

0536 Elemento per decentramento
 Displacement component

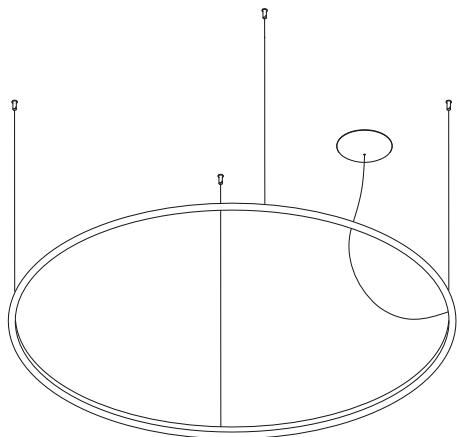


Codice
Articolo

Prezzo €
IVA esclusa

1575 LANCIA TONDA XL

Ø 200 cm
/W - LED 67W 7560lm 4000K
/WW - LED 67W 7140lm 3000K
/XW - LED 67W 6720lm 2700K



01/W 01/WW 01/XW 1.347,00

02/W 02/WW 02/XW 1.347,00

Fornita in 4 settori da unire
in fase di installazione

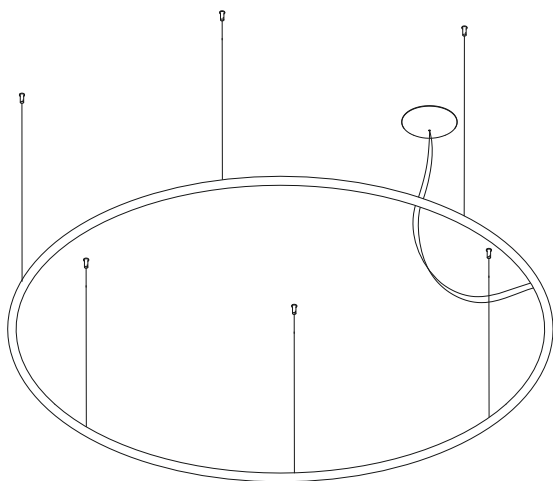
Supplied in 4 sectors to be joined
during installation

F 250 CM Dimmerabile su richiesta
Dimmable on request

3,00

1576 LANCIA TONDA XXL

Ø 300 cm
/W - LED 96W 10800lm 4000K
/WW - LED 96W 10120lm 3000K
/XW - LED 96W 9600lm 2700K



01/W 01/WW 01/XW 1.591,00

02/W 02/WW 02/XW 1.591,00

Fornita in 4 settori da unire
in fase di installazione

Supplied in 4 sectors to be joined
during installation

F 250 CM Dimmerabile su richiesta
Dimmable on request

5,00

Codice
Articolo

Prezzo €
IVA esclusa

1577 LANCIA

L 122 cm
/W - LED 19,5W 2486lm 4000K
/WW - LED 19,5W 2222lm 3000K
/XW - LED 19,5W 2079lm 2700K

01/W 386,50

01/WW 386,50

01/XW 386,50

02/W 386,50

02/WW 386,50

02/XW 386,50

31/W 452,50

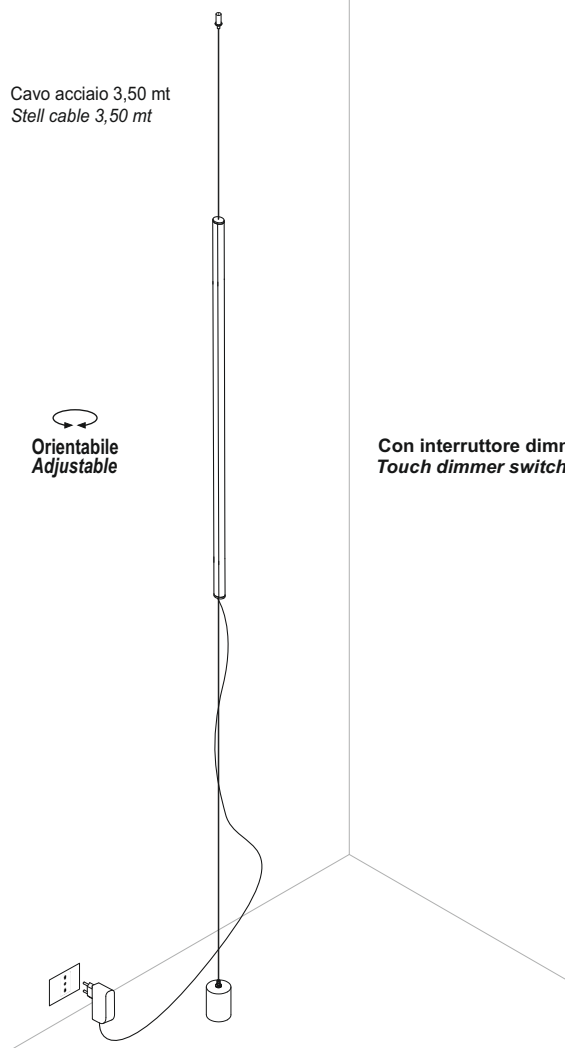
31/WW 452,50

31/XW 452,50

Cavo acciaio 3,50 mt
Stell cable 3,50 mt

Orientabile
Adjustable

Con interruttore dimmer touch
Touch dimmer switch included



F IP40 Dim 2,80

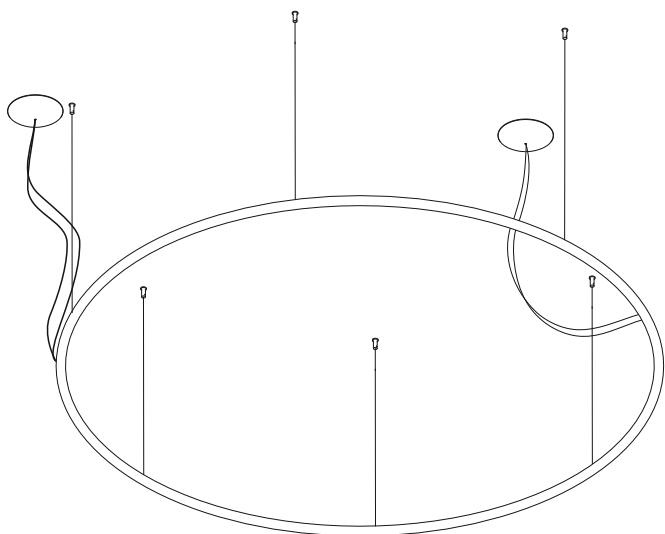
00 Trasparente - 01 Bianco - 02 Nero - 03 Grigio - 05 Rosso - 06 Verde - 08 Giallo - 09 Arancione - 10 Azzurro - 11 Rosa - 14 Lavagna - 21 Dorato lucido
23 Alluminio satinato - 24 Cromo nero - 25 Dorato satinato - 28 Foglia rame - 29 Foglia oro - 30 Foglia argento - 31 Cromato lucido - 32 Nickel satinato

Codice
Articolo

Prezzo €
IVA esclusa

1578 LANCIA TONDA MEGA

Ø 400 cm
/W - LED 125W 17280lm 4000K
/WW - LED 125W 16320lm 3000K
/XW - LED 125W 15330lm 2700K



01/W 01/WW 01/XW 2.912,00

02/W 02/WW 02/XW 2.912,00

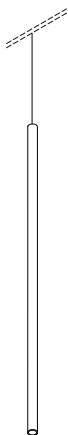
Fornita in 6 settori da unire
in fase di installazione

Supplied in 6 sectors to be joined
during installation

Dimmerabile su richiesta
Dimmable on request 8,00

1581 STICK SYSTEM

H 75 cm
Ø 3,2 cm



01/W 01/WW 01/XW /48 273,00

01/W 01/WW 01/XW /ST 273,00

02/W 02/WW 02/XW /48 273,00

02/W 02/WW 02/XW /ST 273,00

21/W 21/WW 21/XW /48 329,00

21/W 21/WW 21/XW /ST 329,00

25/W 25/WW 25/XW /48 329,00

25/W 25/WW 25/XW /ST 329,00

/W - LED 6,1W 17,3V 350mA 975lm 4000K
/WW - LED 6,1W 17,3V 350mA 939lm 3000K
/XW - LED 6,1W 17,3V 350mA 896lm 2700K

Senza rosone/driver
Without ceiling rose/driver

2 elementi di decentramento inclusi
2 displacement elements included

Accessori e rosone per sistemi a sospensione pag. 28
Accessories and ceiling roses for suspension systems page 28

1,00

0612 Elemento per decentramento 01 4,50
Displacement component

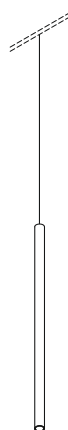
02 4,50

Codice
Articolo

Prezzo €
IVA esclusa

1580 STICK SYSTEM

H 50 cm
Ø 3,2 cm



01/W 01/WW 01/XW /48 255,00

01/W 01/WW 01/XW /ST 255,00

02/W 02/WW 02/XW /48 255,00

02/W 02/WW 02/XW /ST 255,00

21/W 21/WW 21/XW /48 299,00

21/W 21/WW 21/XW /ST 299,00

25/W 25/WW 25/XW /48 299,00

25/W 25/WW 25/XW /ST 299,00

/W - LED 6,1W 17,3V 350mA 975lm 4000K
/WW - LED 6,1W 17,3V 350mA 939lm 3000K
/XW - LED 6,1W 17,3V 350mA 896lm 2700K

Senza rosone/driver
Without ceiling rose/driver

2 elementi di decentramento inclusi
2 displacement elements included

Accessori e rosone per sistemi a sospensione pag. 28
Accessories and ceiling roses for suspension systems page 28

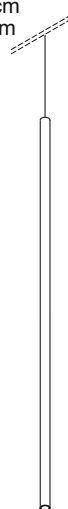
0,90

0612 Elemento per decentramento 01 4,50
Displacement component

02 4,50

1582 STICK SYSTEM

H 100 cm
Ø 3,2 cm



01/W 01/WW 01/XW /48 291,00

01/W 01/WW 01/XW /ST 291,00

02/W 02/WW 02/XW /48 291,00

02/W 02/WW 02/XW /ST 291,00

21/W 21/WW 21/XW /48 381,00

21/W 21/WW 21/XW /ST 381,00

25/W 25/WW 25/XW /48 381,00

25/W 25/WW 25/XW /ST 381,00

/W - LED 6,1W 17,3V 350mA 975lm 4000K
/WW - LED 6,1W 17,3V 350mA 939lm 3000K
/XW - LED 6,1W 17,3V 350mA 896lm 2700K

Senza rosone/driver
Without ceiling rose/driver

2 elementi di decentramento inclusi
2 displacement elements included

Accessori e rosone per sistemi a sospensione pag. 28
Accessories and ceiling roses for suspension systems page 28

1,10

0612 Elemento per decentramento 01 4,50
Displacement component

02 4,50

Codice Articolo Prezzo € IVA esclusa

1584 VIRGOLA

L 145 cm

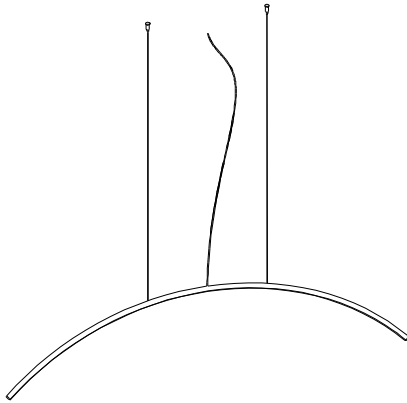
/W - LED 27W 3390lm 4000K
/WW - LED 27W 3030lm 3000K
/XW - LED 27W 2835lm 2700K

01/W | 01/WW | 01/XW 390,00

02/W | 02/WW | 02/XW 390,00

Senza rosone/driver
Without ceiling rose/driver

Kit di fissaggio fornito con la lampada
Fixing kit supplied with the lamp



Accessori e rosone per sistemi a sospensione pag. 32
Accessories and ceiling roses for suspension systems page 32



Kg 1,10

Codice Articolo Prezzo € IVA esclusa

1585 VIRGOLA

L 215 cm

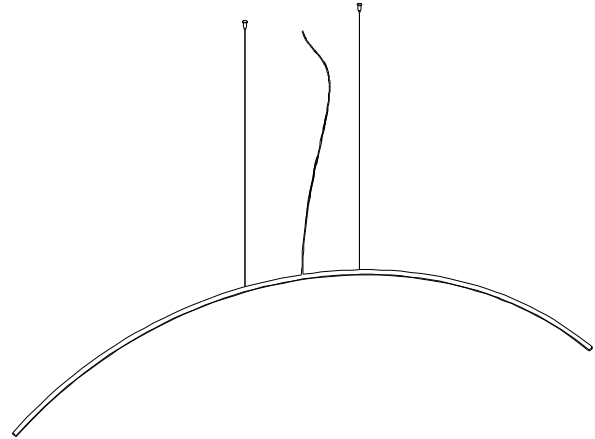
/W - LED 41,4W 5198lm 4000K
/WW - LED 41,4W 4646lm 3000K
/XW - LED 41,4W 4347lm 2700K

01/W | 01/WW | 01/XW 457,50

02/W | 02/WW | 02/XW 457,50

Senza rosone/driver
Without ceiling rose/driver

Kit di fissaggio fornito con la lampada
Fixing kit supplied with the lamp



Accessori e rosone per sistemi a sospensione pag. 32
Accessories and ceiling roses for suspension systems page 32



Kg 1,50



00 Trasparente - 01 Bianco - 02 Nero - 03 Grigio - 05 Rosso - 06 Verde - 08 Giallo - 09 Arancione - 10 Azzurro - 11 Rosa - 14 Lavagna - 21 Dorato lucido
23 Alluminio satinato - 24 Cromo nero - 25 Dorato satinato - 28 Foglia rame - 29 Foglia oro - 30 Foglia argento - 31 Cromato lucido - 32 Nickel satinato

Codice
Articolo

Prezzo €
IVA esclusa

1591 NEWTON SYSTEM

H 10 cm
Ø 4,7 cm

/W - LED 6,1W 17,3V 350mA 975lm 4000K
/WW - LED 6,1W 17,3V 350mA 939lm 3000K
/XW - LED 6,1W 17,3V 350mA 896lm 2700K



Lunghezza cavo 3 mt
Cable length 3 mt

02/W	02/WW	02/XW		139,50
02/W	02/WW	02/XW	/ST	139,50
25/W	25/WW	25/XW		177,50
25/W	25/WW	25/XW	/ST	177,50
32/W	32/WW	32/XW		172,50
32/W	32/WW	32/XW	/ST	172,50

2 elementi di decentramento inclusi
2 displacement elements included

Senza rosone/driver
Without ceiling rose/driver

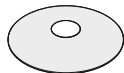
Su richiesta aperture ottiche da 24° e 58°
On request available beams of 24° and 58°

Accessori e rosone per sistemi a sospensione pag. 28
Accessories and ceiling roses for suspension systems page 28



Kg 0,50

0547 Schermo in metallo verniciato nero
Ø 28 cm Black painted metal screen **02** 83,50



0549 Diffusore in vetro soffiato trasparente
Ø 15 cm. Transparent blown glass diffuser **02 00** 106,00



25 00 107,00
32 00 106,00

0549 Diffusore in vetro soffiato bianco
Ø 15 cm White blown glass diffuser **02 57** 93,00



25 57 97,00
32 57 97,00

0612 Elemento per decentramento
Displacement component **01** 4,50



02 4,50

Codice
Articolo

Prezzo €
IVA esclusa

1592 NEWTON SYSTEM

H 10 cm
Ø 4,7 cm

/W - LED 6,1W 17,3V 350mA 975lm 4000K
/WW - LED 6,1W 17,3V 350mA 939lm 3000K
/XW - LED 6,1W 17,3V 350mA 896lm 2700K



Lunghezza cavo 10 mt
Cable length 10 mt

02/W	02/WW	02/XW		173,00
02/W	02/WW	02/XW	/ST	173,00
25/W	25/WW	25/XW		218,50
25/W	25/WW	25/XW	/ST	218,50
32/W	32/WW	32/XW		211,50
32/W	32/WW	32/XW	/ST	211,50



4 elementi di decentramento inclusi
4 displacement elements included

Senza rosone/driver
Without ceiling rose/driver

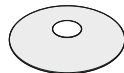
Su richiesta aperture ottiche da 24° e 58°
On request available beams of 24° and 58°

Accessori e rosone per sistemi a sospensione pag. 28
Accessories and ceiling roses for suspension systems page 28



Kg 0,70

0547 Schermo in metallo verniciato nero
Ø 28 cm Black painted metal screen **02** 83,50



0549 Diffusore in vetro soffiato trasparente
Ø 15 cm Transparent blown glass diffuser **02 00** 106,00



25 00 107,00
32 00 106,00

0549 Diffusore in vetro soffiato bianco
Ø 15 cm White blown glass diffuser **02 57** 93,00



25 57 97,00
32 57 97,00

0612 Elemento per decentramento
Displacement component **01** 4,50



02 4,50



Newton + 0547.02



Newton + 0549.02.00



Newton + 0549.02.57



Newton + 0547.02 + 0549.02.00



Newton + 0547.02 + 0549.02.57

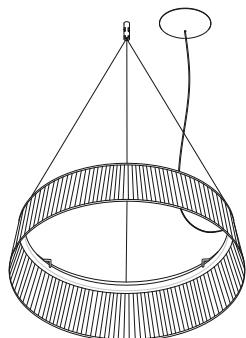
33 Acciaio satinato - 34 Verniciato corten - 35 Verniciato sabbia - 38 Ramato lucido - 39 Verniciato antracite - 45 Alluminio anodizzato
50 Cristallo - 56 Specchio - 57 Vetro bianco - 85 Verniciato argento - 86 Verniciato oro - 87 Verniciato rame - 88 Verniciato bronzo

Codice Articolo Prezzo € IVA esclusa

1593 CHARME

Ø 92 cm
 /W - LED 37,8W 4746lm 4000K
 /WW - LED 37,8W 4242lm 3000K
 /XW - LED 37,8W 3969lm 2700K

01/W	1.439,00
01/WW	1.439,00
01/XW	1.439,00



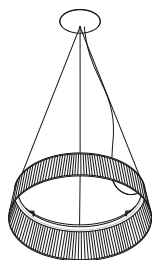
F Dimmerabile su richiesta
 Dimmable on request

2,50

1594 CHARME

Ø 62 cm
 /W- LED 27W 3390lm 4000K
 /WW- LED 27W 3030lm 3000K
 /XW- LED 27W 2835lm 2700K

01/W	840,00
01/WW	840,00
01/XW	840,00



F Dimmerabile su richiesta
 Dimmable on request

1,80

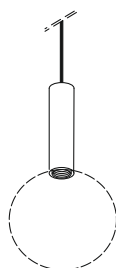
0536 Elemento per decentramento
 Displacement component



01	28,00
02	28,00
25	36,00
31	32,00

1598 EDISON SYSTEM

H 16 cm
 Ø 5 cm
 E27 LED



Lunghezza cavo 5 mt
 Cable length 5 mt

Senza rosone
 Without ceiling rose

Lampadine decorative a filamento
 LED disponibili con attacco E27 pag. 129
 E27 LED filament decorative bulbs page 129

01	114,50
02	114,50
25	140,50
32	126,50

Accessori e rosone per sistemi a sospensione pag. 30
 Accessories and ceiling roses for suspension systems page 30



0,40

0606 01 33,00

Cavo con rivestimento in tessuto 5 mt
 Textile covered cable 5 mt

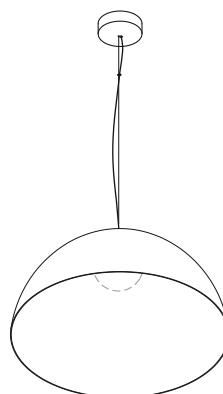
02 33,00

Codice Articolo Prezzo € IVA esclusa

1599 GIOVE

Ø 60 cm
 12W E27 LED (art. 0109/12...)
 15W E27 LED (art. 0109/15...)

01	421,00
02	421,00
02.01	541,00
02.29	668,00



3,50

0532 Elemento per decentramento
 Displacement component



31 10,00



1599.02.29

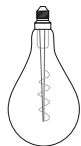


1599.01

Codice
Articolo

Prezzo €
IVA esclusa

**1600
UNIDEA**
50/60Hz 220-240V



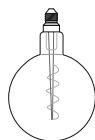
RETRO' **70** 99,50

5W E27 LED 250lm 2000K DIM

FUME' **71** 104,50

5W E27 LED 150lm 2000K DIM

**1601
UNIDEA**
50/60Hz 220-240V



RETRO' **70** 99,50

5W E27 LED 250lm 2000K DIM

FUME' **71** 104,50

5W E27 LED 150lm 2000K DIM

**1602
UNIDEA**
50/60Hz 220-240V



RETRO' **70** 105,00

5W E27 LED 250lm 2000K DIM

FUME' **71** 110,50

5W E27 LED 150lm 2000K DIM

**1603
UNIDEA**
50Hz 220-240V
11W E27 LED 1000lm 2000K DIM



RETRO' **70** 105,50

**1604
UNIDEA**
50Hz 220-240V
11W E27 LED 1000lm 2000K DIM



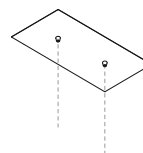
RETRO' **70** 100,00

Codice
Articolo

Prezzo €
IVA esclusa

Accessori - Accessories

0978/2
48x24 cm
H 3 cm

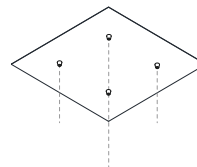


02 156,00

F Rosone - 4 Unidea
Ceiling rose - 4 Unidea

Kg 2,00

0978/4
48x48 cm
H 3 cm



02 236,50

F Rosone - 4 Unidea
Ceiling rose - 4 Unidea

Kg 3,80

0975/1
Ø 2 cm
H 2,5 cm



10,50

Decentratore per soffitto in ottone satinato
Satin brass displacement element for ceiling fixing

0977/3



FUME' **71** 120,00

F Portalampane E27 con cavo 3 mt
Lamp holder E27 with cable 3 mt

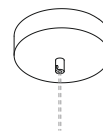
0977/5



FUME' **71** 132,50

F Portalampane E27 con cavo 5 mt
Lamp holder E27 with cable 5 mt

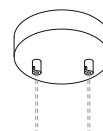
0976/1
Ø 10 cm
H 3 cm



FUME' **71** 39,00

F Rosone - 1 Unidea
Ceiling rose - 1 Unidea

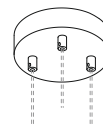
0976/2
Ø 10 cm
H 3 cm



FUME' **71** 44,00

F Rosone - 2 Unidea
Ceiling rose - 2 Unidea

0976/3
Ø 10 cm
H 3 cm



FUME' **71** 49,50

F Rosone - 3 Unidea
Ceiling rose - 3 Unidea

Codice Articolo Prezzo € IVA esclusa

1660 EGOTUBE SYSTEM

H 14 cm
Ø 7 cm
7W GU10 LED DIM (art. 0104/...)
7W GU10 LED (art. 0094/...)



01	106,00
02	106,00
35	106,00
02.28	165,00
02.29	157,00
31.01	134,50

Senza rosone
Without ceiling rose

Accessori e rosone per sistemi a sospensione pag. 30
Accessories and ceiling roses for suspension system page 30



0,30

1661 EGOTUBE SYSTEM

H 21 cm
Ø 7 cm
7W GU10 LED DIM (art. 0104/...)
7W GU10 LED (art. 0094/...)



01	112,50
02	115,50
35	115,50
02.28	181,50
02.29	159,50
31.01	153,00

Senza rosone
Without ceiling rose

Accessori e rosone per sistemi a sospensione pag. 30
Accessories and ceiling roses for suspension systems page 30



0,40



Codice Articolo Prezzo € IVA esclusa

1665 WANDA SOSPENSIONE SISTEMA

/128 (L. 128 cm)

/W - LED 18W 2208lm 4000K
/WW - LED 18W 1980lm 3000K
/XW - LED 18W 1872lm 2700K

33/128/W 259,00

33/128/WW 259,00

33/128/XW 259,00

1,10

/158 (L. 158 cm)

/W - LED 22,5W 2760lm 4000K
/WW - LED 22,5W 2475lm 3000K
/XW - LED 22,5W 2340lm 2700K

33/158/W 281,00

33/158/WW 281,00

33/158/XW 281,00

1,36

/178 (L. 178 cm)

/W - LED 25,5W 3128lm 4000K
/WW - LED 25,5W 2805lm 3000K
/XW - LED 25,5W 2652lm 2700K

33/178/W 302,50

33/178/WW 302,50

33/178/XW 302,50

1,53

/208 (L. 208 cm)

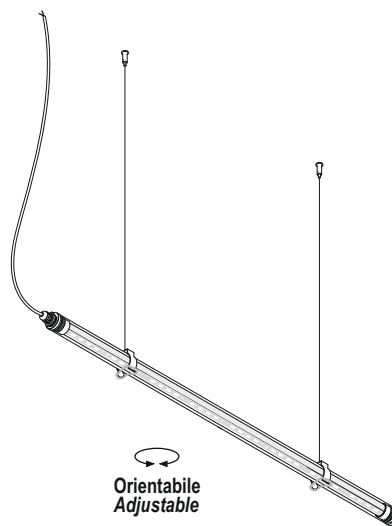
/W - LED 30W 3680lm 4000K
/WW - LED 30W 3300lm 3000K
/XW - LED 30W 3120lm 2700K

33/208/W 329,50

33/208/WW 329,50

33/208/XW 329,50

1,79



Senza rosone/driver
Without ceiling rose/driver

Kit di fissaggio fornito con la lampada
Fixing kit supplied with the lamp

Orientabile
Adjustable

Accessori e rosone per sistemi a sospensione pag. 32
Accessories and ceiling roses for suspension systems page 32



00 Trasparente - 01 Bianco - 02 Nero - 03 Grigio - 05 Rosso - 06 Verde - 08 Giallo - 09 Arancione - 10 Azzurro - 11 Rosa - 14 Lavagna - 21 Dorato lucido
23 Alluminio satinato - 24 Cromo nero - 25 Dorato satinato - 28 Foglia rame - 29 Foglia oro - 30 Foglia argento - 31 Cromato lucido - 32 Nickel satinato

Codice
Articolo

Prezzo €
IVA esclusa

1670 MULTI LANCIA SYSTEM

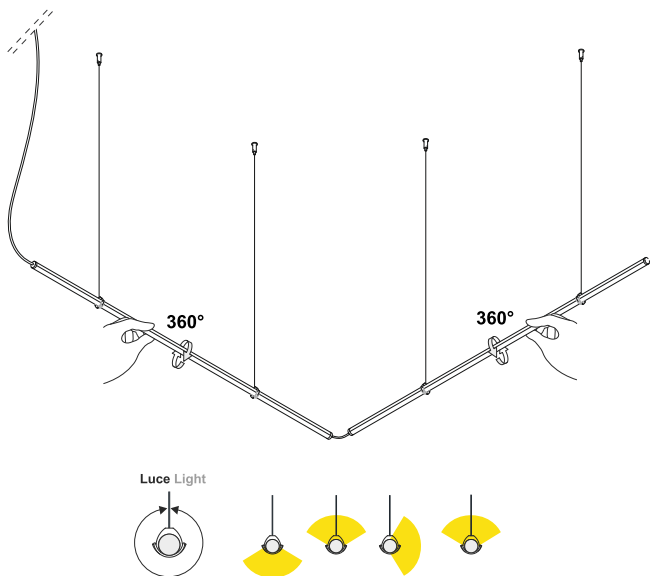
2 x 200 cm
/W - LED 72W 9040lm 4000K
/WW - LED 72W 8080lm 3000K
/XW - LED 72W 7560lm 2700K

01/W 01/WW 01/XW 457,50

02/W 02/WW 02/XW 457,50

Senza rosone/driver
Without ceiling rose/driver

Kit di fissaggio a sospensione fornito con la lampada
Suspension fixing kit supplied with the lamp



Accessori e rosone per sistemi a sospensione pag. 32
Accessories and ceiling roses for suspension systems page 32



kg 2,80

0091 Kit di fissaggio lampade parete/soffitto
Fixing kit ceiling/wall lamps 01 02 77,50

0092 Clip di fissaggio tra lampade
Fixing clip between lamps 00 11,50

0093 Clip di fissaggio a soffitto
Ceiling fixing clip 00 3,00

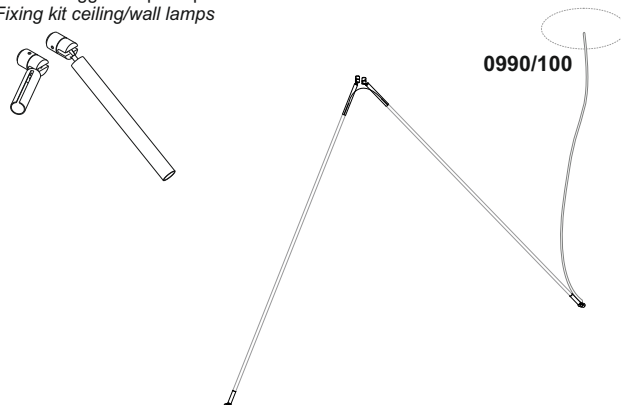
Codice
Articolo

Prezzo €
IVA esclusa

Accessori - Accessories

0091 01 02 77,50

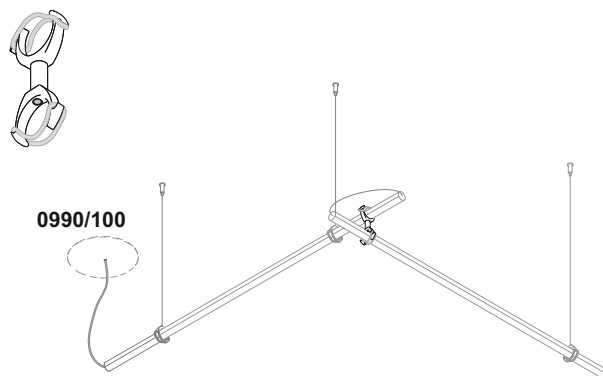
Kit di fissaggio lampade parete/soffitto
Fixing kit ceiling/wall lamps



Esempio di installazione con 2 art. 0091 + 1 art. 1670
Example of installation with 2 art. 0091 + 1 art. 1670

0092 00 11,50

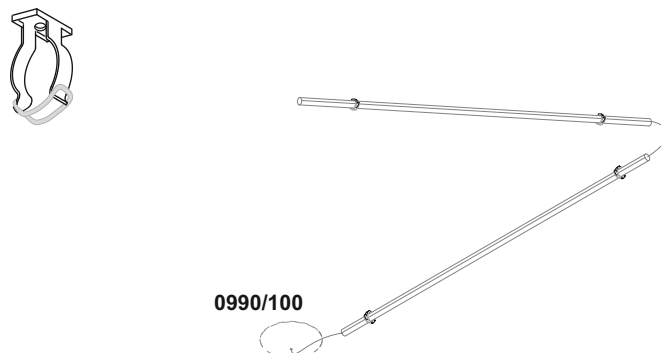
Clip di fissaggio tra lampade
Fixing clip between lamps



Esempio di installazione con 1 art. 0092 + 1 art. 1670
Example of installation with 1 art. 0092 + 1 art. 1670

0093 00 3,00

Clip di fissaggio a soffitto
Ceiling fixing clip



Esempio di installazione con 4 art. 0093 + 1 art. 1670
Example of installation with 4 art. 0093 + 1 art. 1670

33 Acciaio satinato - 34 Verniciato corten - 35 Verniciato sabbia - 38 Ramato lucido - 39 Verniciato antracite - 45 Alluminio anodizzato
50 Cristallo - 56 Specchio - 57 Vetro bianco - 85 Verniciato argento - 86 Verniciato oro - 87 Verniciato rame - 88 Verniciato bronzo

Codice
Articolo

Prezzo €
IVA esclusa

1671 MULTI LANCIA SYSTEM

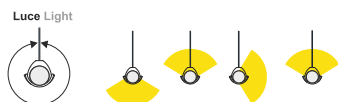
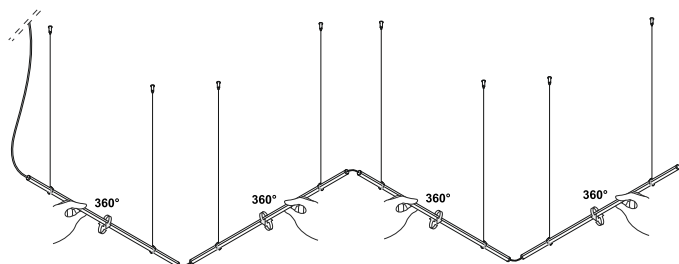
4 x 100 cm
/W - LED 72W 9040lm 4000K
/WW - LED 72W 8080lm 3000K
/XW - LED 72W 7560lm 2700K

01/W 01/WW 01/XW 535,50

02/W 02/WW 02/XW 535,50

Senza rosone/driver
Without ceiling rose/driver

Kit di fissaggio a sospensione fornito con la lampada
Suspension fixing kit supplied with the lamp



Accessori e rosoni per sistemi a sospensione pag. 32
Accessories and ceiling roses for suspension systems page 32



Kg 2,80

0091 Kit di fissaggio lampade parete/soffitto 01 02 77,50
Fixing kit ceiling/wall lamps

0092 Clip di fissaggio tra lampade 00 11,50
Fixing clip between lamps

0093 Clip di fissaggio a soffitto 00 3,00
Ceiling fixing clip

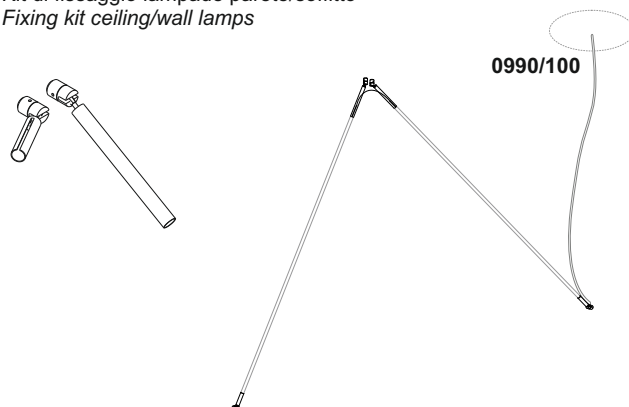
Codice
Articolo

Prezzo €
IVA esclusa

Accessori - Accessories

0091 01 02 77,50

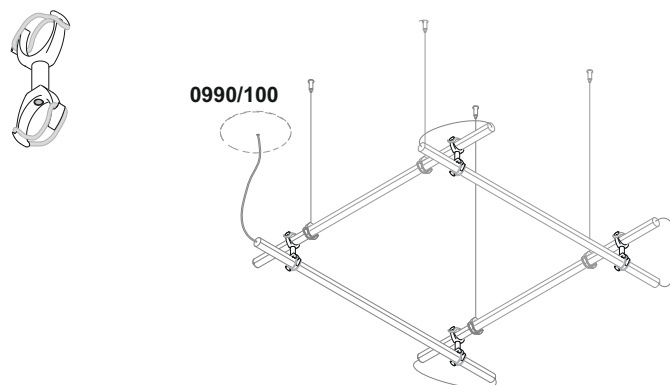
Kit di fissaggio lampade parete/soffitto
Fixing kit ceiling/wall lamps



Esempio di installazione con 2 art. 0091 + 1 art. 1670
Example of installation with 2 art. 0091 + 1 art. 1670

0092 00 11,50

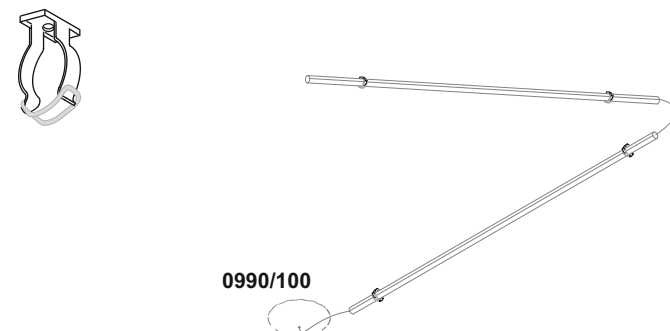
Clip di fissaggio tra lampade
Fixing clip between lamps



Esempio di installazione con 4 art. 0092 + 1 art. 1671
Example of installation with 4 art. 0092 + 1 art. 1671

0093 00 3,00

Clip di fissaggio a soffitto
Ceiling fixing clip



Esempio di installazione con 4 art. 0093 + 1 art. 1670
Example of installation with 4 art. 0093 + 1 art. 1670

00 Trasparente - 01 Bianco - 02 Nero - 03 Grigio - 05 Rosso - 06 Verde - 08 Giallo - 09 Arancione - 10 Azzurro - 11 Rosa - 14 Lavagna - 21 Dorato lucido
23 Alluminio satinato - 24 Cromo nero - 25 Dorato satinato - 28 Foglia rame - 29 Foglia oro - 30 Foglia argento - 31 Cromato lucido - 32 Nickel satinato

Codice Articolo Prezzo € IVA esclusa

1672 LANCIA NO LIMITS CAVO

L 500 cm
/W - LED 60W 9200lm 4000K
/WW - LED 60W 8250lm 3000K
/XW - LED 60W 7800lm 2700K

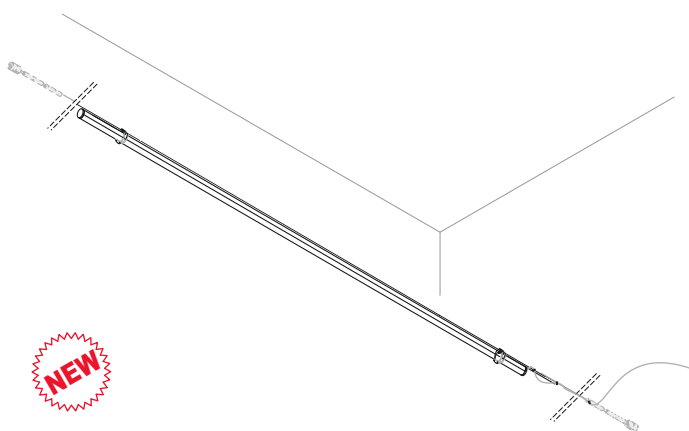
01 02 /500 /W	697,00
01 02 /500 /WW	697,00
01 02 /500 /XW	697,00

  3,00

L 900 cm
/W - LED 108W 16560lm 4000K
/WW - LED 108W 14850lm 3000K
/XW - LED 108W 14040lm 2700K

01 02 /900 /W	1.165,00
01 02 /900 /WW	1.165,00
01 02 /900 /XW	1.165,00

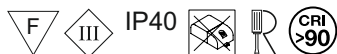
  5,50



NEW

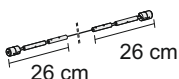
Senza rosone/driver
 Without ceiling rose/driver

Rosoni per sistemi a sospensione pag. 32
 Ceiling roses for suspension systems page 32

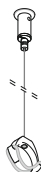


0965 Tenditori con cavo 6 mt **31** 183,00
 Tensors with 6 mt cable

0965 Tenditori con cavo 10 mt **31/10** 190,00
 Tensors with 10 mt cable



0991/C Kit fissaggio a soffitto **00** 11,00
 Ceiling fixing kit



0093 Clip di fissaggio a soffitto **00** 3,00
 Ceiling fixing clip



Codice Articolo Prezzo € IVA esclusa

1673 LANCIA NO LIMITS

L 500 cm
/W - LED 60W 9200lm 4000K
/WW - LED 60W 8250lm 3000K
/XW - LED 60W 7800lm 2700K

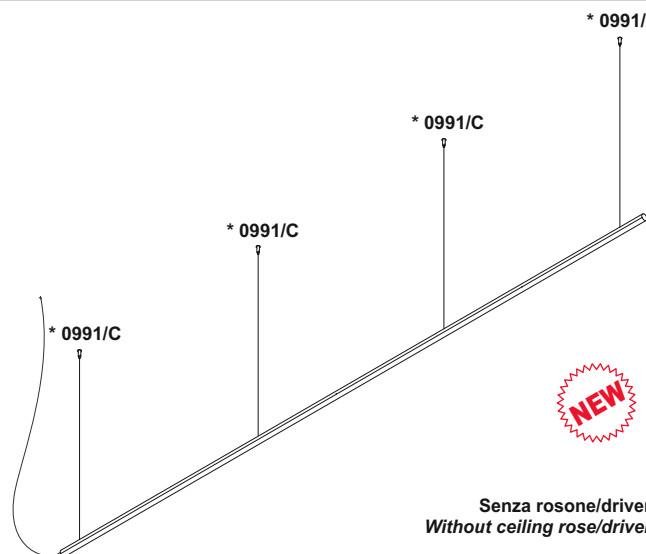
01 02 /500 /W	571,00
01 02 /500 /WW	571,00
01 02 /500 /XW	571,00

  4,20

L 900 cm
/W - LED 108W 16560lm 4000K
/WW - LED 108W 14850lm 3000K
/XW - LED 108W 14040lm 2700K

01 02 /900 /W	1.139,00
01 02 /900 /WW	1.139,00
01 02 /900 /XW	1.139,00

  6,30

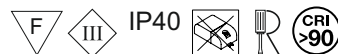


NEW

Senza rosone/driver
 Without ceiling rose/driver

* Kit di fissaggio a sospensione non fornito con la lampada
 * Suspension fixing kit not supplied with the lamp

Rosoni per sistemi a sospensione pag. 32
 Ceiling roses for suspension systems page 32



33 Acciaio satinato - 34 Verniciato corten - 35 Verniciato sabbia - 38 Ramato lucido - 39 Verniciato antracite - 45 Alluminio anodizzato
 50 Cristallo - 56 Specchio - 57 Vetro bianco - 85 Verniciato argento - 86 Verniciato oro - 87 Verniciato rame - 88 Verniciato bronzo

Codice
Articolo

Prezzo €
IVA esclusa

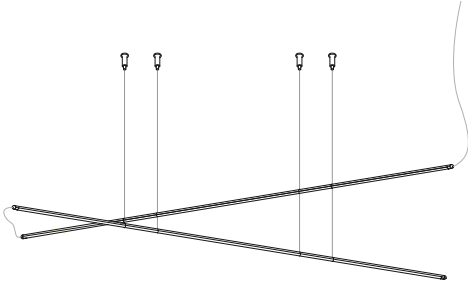
1674 MATITA

2 x 150 cm

/W - LED 37,5W 4440lm 4000K
/WW - LED 37,5W 4050lm 3000K
/XW - LED 37,5W 3600lm 2700K

02/W 02/WW 02/XW 338,00

Senza rosone/driver
Without ceiling rose/driver



Kit di fissaggio a sospensione fornito con la lampada
Suspension fixing kit supplied with the lamp

Rosoni per sistemi a sospensione 24V a pag. 32
Ceiling roses for suspension systems 24V page 32



Kg 0,50

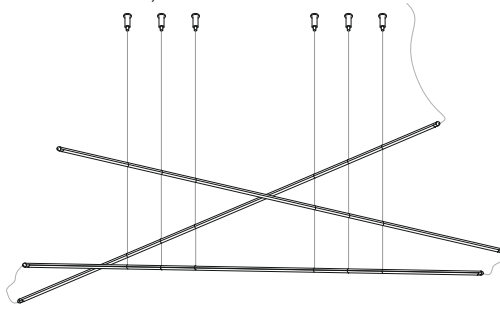
1675 MATITA

3 x 100 cm

/W - LED 37,5W 4440lm 4000K
/WW - LED 37,5W 4050lm 3000K
/XW - LED 37,5W 3600lm 2700K

02/W 02/WW 02/XW 402,50

Senza rosone/driver
Without ceiling rose/driver



Kit di fissaggio a sospensione fornito con la lampada
Suspension fixing kit supplied with the lamp

Rosoni per sistemi a sospensione 24V a pag. 32
Ceiling roses for suspension systems 24V page 32



Kg 0,60

Codice
Articolo

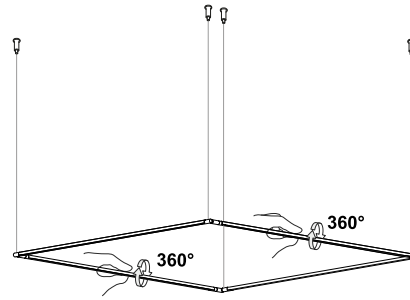
Prezzo €
IVA esclusa

1676* MATITA

4 x 50 cm

/W - LED 25W 2970lm 4000K
/WW - LED 25W 2700lm 3000K
/XW - LED 25W 2400lm 2700K

*Eliminato
Deleted

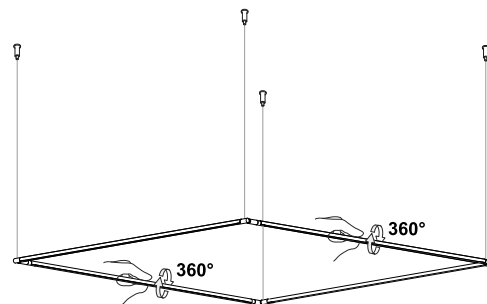


1677* MATITA

4 x 70 cm

/W - LED 35W 4144lm 4000K
/WW - LED 35W 3780lm 3000K
/XW - LED 35W 3360lm 2700K

*Eliminato
Deleted

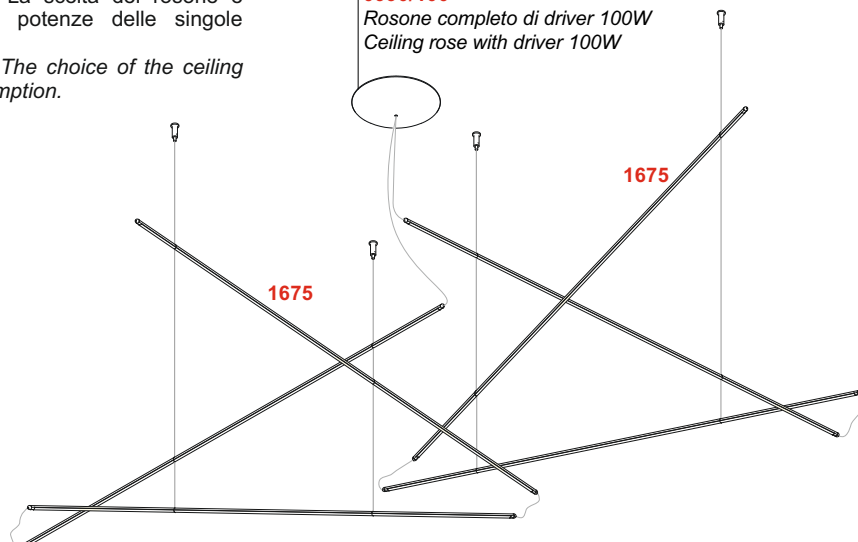


Esempi di installazione multipla. La scelta del rosone è determinata dalla somma delle potenze delle singole lampade.

Examples of multiple installation. The choice of the ceiling rose depends on total power consumption.

0990/100

Rosone completo di driver 100W
Ceiling rose with driver 100W



Codice
Articolo

Prezzo €
IVA esclusa

1678 IRIS

L 150 cm

/W - LED 18,3W 2925lm 4000K

/WW - LED 18,3W 2817lm 3000K

/XW - LED 18,3W 2688lm 2700K

01/W | 01/WW | 01/XW 706,00

02/W | 02/WW | 02/XW 706,00

01/W | 01/WW | 01/XW /DIM 773,50

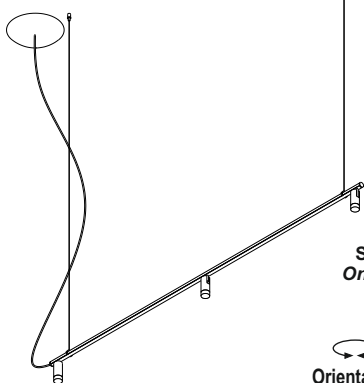
02/W | 02/WW | 02/XW /DIM 773,50

PUSH 1...10V

01/W | 01/WW | 01/XW /DALI 794,50

02/W | 02/WW | 02/XW /DALI 794,50

DALI



Su richiesta aperture ottiche da 25° e 63°
On request available beams of 25° and 63°

Orientabile
Adjustable



Kg 1,40

Codice
Articolo

Prezzo €
IVA esclusa

1679 IRIS

Ø 70 cm

/W - LED 18,3W 2925lm 4000K

/WW - LED 18,3W 2817lm 3000K

/XW - LED 18,3W 2688lm 2700K

01/W | 01/WW | 01/XW 881,00

02/W | 02/WW | 02/XW 881,00

01/W | 01/WW | 01/XW /DIM 950,00

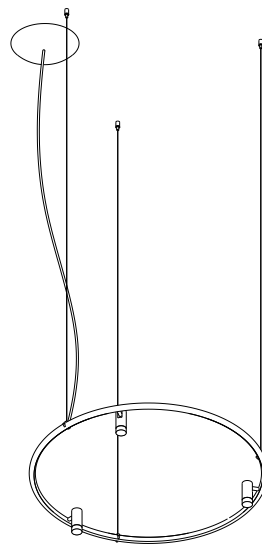
02/W | 02/WW | 02/XW /DIM 950,00

PUSH 1...10V

01/W | 01/WW | 01/XW /DALI 965,50

02/W | 02/WW | 02/XW /DALI 965,50

DALI



Su richiesta aperture ottiche da 25° e 63°
On request available beams of 25° and 63°

Orientabile
Adjustable



Kg 1,40



33 Acciaio satinato - 34 Verniciato corten - 35 Verniciato sabbia - 38 Ramato lucido - 39 Verniciato antracite - 45 Alluminio anodizzato
50 Cristallo - 56 Specchio - 57 Vetro bianco - 85 Verniciato argento - 86 Verniciato oro - 87 Verniciato rame - 88 Verniciato bronzo

Codice
Articolo

Prezzo €
IVA esclusa

1680 TULIPANO

/WW - LED 3W 315lm 3000K
/XW - LED 3W 278lm 2700K

4000K su richiesta
4000K on request

Lunghezza cavo 250 cm
Cable length 250 cm



02/WW	183,00
02/XW	183,00
25/WW	225,50
25/XW	225,50

0,15



1681 TULIPANO

/WW - LED 3W 315lm 3000K
/XW - LED 3W 278lm 2700K

4000K su richiesta
4000K on request

Lunghezza cavo 250 cm
Cable length 250 cm



02/WW	196,00
02/XW	196,00
25/WW	233,00
25/XW	233,00

0,20



1682 TULIPANO

/WW - LED 3W 315lm 3000K
/XW - LED 3W 278lm 2700K

4000K su richiesta
4000K on request

Lunghezza cavo 500 cm
Cable length 500 cm



02/WW	196,00
02/XW	196,00
25/WW	238,50
25/XW	238,50

0,25



1683 TULIPANO

/WW - LED 3W 315lm 3000K
/XW - LED 3W 278lm 2700K

4000K su richiesta
4000K on request

Lunghezza cavo 500 cm
Cable length 500 cm



02/WW	217,50
02/XW	217,50
25/WW	249,00
25/XW	249,00

0,30



Codice
Articolo

Prezzo €
IVA esclusa

Accessori e rosoni per composizioni a cascata Accessories and ceiling roses for multiple compositions

0614/1

IN: 50/60Hz 220-240V OUT: 1 TULIPANO
Ø 9 cm
H 3 cm



01	62,50
02	62,50

Rosone con driver integrato - 1 lampada
Ceiling rose with integrated driver - 1 lamp

0614/2

IN: 50/60Hz 220-240V OUT: 2 TULIPANO
Ø 12 cm
H 3 cm

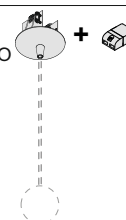


01	83,00
02	79,00

Rosone con driver integrato - 2 lampade
Ceiling rose with integrated driver - 2 lamps

0614/R

IN: 50/60Hz 220-240V OUT: 1 TULIPANO
Ø 9 cm

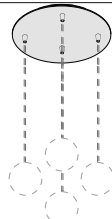


01	76,50
02	76,50

Rosone per cartongesso con driver integrato - 1 lampada
Ceiling rose for plasterboard with integrated driver - 1 lamp 7,5 cm

0614/4

IN: 50/60Hz 220-240V OUT: 4 TULIPANO
Ø 20 cm
H 3,50 cm



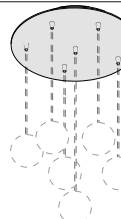
01	177,00
02	177,00

Dimmerabile su richiesta
Dimmable on request

Rosone con driver integrato - 4 lampade
Ceiling rose with integrated driver - 4 lamps 1,20

0614/6

IN: 50/60Hz 220-240V OUT: 6 TULIPANO
Ø 27 cm
H 4 cm



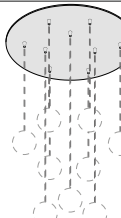
01	222,50
02	222,50

Dimmerabile su richiesta
Dimmable on request

Rosone con driver integrato - 6 lampade
Ceiling rose with integrated driver - 6 lamps 1,20

0614/9

IN: 50/60Hz 220-240V OUT: 9 TULIPANO
Ø 38 cm
H 4 cm



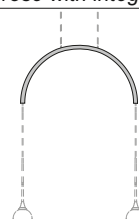
01	270,50
02	270,50

Dimmerabile su richiesta
Dimmable on request

Rosone con driver integrato - 9 lampade
Ceiling rose with integrated driver - 9 lamps 2,40

0302

Ø 50 cm



02	49,50
25	99,00

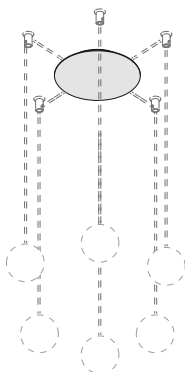
Arco in metallo per composizioni a 2 lampade
Metal arch for compositions with 2 lamps 0,20

00 Trasparente - 01 Bianco - 02 Nero - 03 Grigio - 05 Rosso - 06 Verde - 08 Giallo - 09 Arancione - 10 Azzurro - 11 Rosa - 14 Lavagna - 21 Dorato lucido
23 Alluminio satinato - 24 Cromo nero - 25 Dorato satinato - 28 Foglia rame - 29 Foglia oro - 30 Foglia argento - 31 Cromato lucido - 32 Nickel satinato

Accessori e rosoni per composizioni radiali
Accessories and ceiling roses for radial compositions

0615/6
IN: 50/60Hz 220-240V OUT: 6 TULIPANO
Ø 27 cm
H 3,5 cm

01	270,50
02	270,50



Dimmerabile su richiesta
Dimmable on request

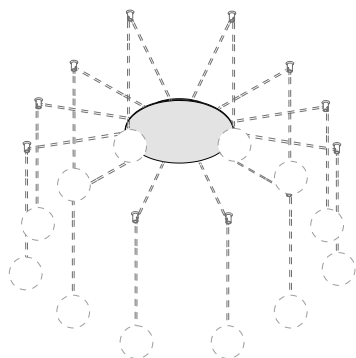


Rosone con driver integrato 3-6 lampade
Ceiling rose with drive 3-6 lamps

Kg 0,50

0615/12
IN: 50/60Hz 220-240V OUT: 7-12 TULIPANO
Ø 38 cm
H 4 cm

01	359,00
02	359,00



Dimmerabile su richiesta
Dimmable on request

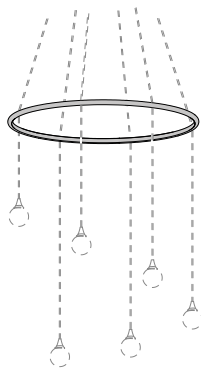


Rosone con driver integrato 7-12 lampade
Ceiling rose with drive 7-12 lamps

Kg 1,80

0304
Ø 50 cm

02	83,00
25	151,00

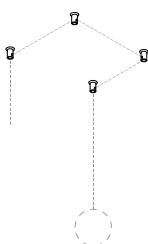


Anello in metallo per composizioni da 3 a 6 lampade
Metal ring for compositions from 3 to 6 lamps

Kg 0,40

0612
Ø 1,4 cm
H 2,2 cm
1 Deviatore e decentratore
1 Displacement element

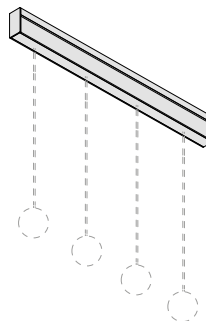
01	4,50
02	4,50



Accessori e rosoni per composizioni lineari
Accessories and ceiling roses for linear compositions

0616/4
IN: 50/60Hz 220-240V OUT: 4 TULIPANO
L 73 cm
H 6,8 cm

01	229,00
02	229,00



Dimmerabile su richiesta
Dimmable on request

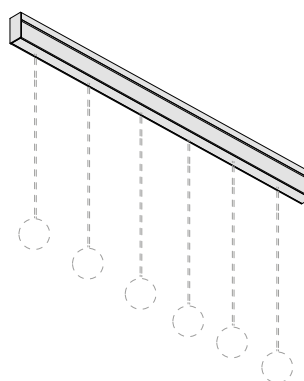


Rosone con driver integrato - 4 lampade
Ceiling rose with drive - 4 lamps

Kg 1,10

0616/6
IN: 50/60Hz 220-240V OUT: 6 TULIPANO
L 109 cm
H 6,8 cm

01	322,50
02	322,50



Dimmerabile su richiesta
Dimmable on request

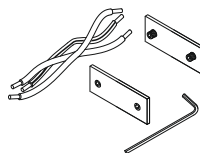


Rosone con driver integrato - 6 lampade
Ceiling rose with drive - 6 lamps

Kg 1,30

0305

17,00

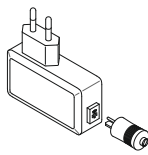




Kit elemento di giunzione tra rosoni con cavi
Kit: connectors with cables

Accessori e rosoni per sistemi a sospensione con LED 350mA

Accessories and ceiling roses for LED suspension systems with 350mA


Codice Articolo	Prezzo € IVA esclusa
0968 50/60Hz 220-240V	02 53,00



  Spina a parete con driver integrato + Jack senza cavo - 1 lampada
Plug in driver + Jack without cable - 1 lamp



0969 50/60Hz 220-240V Ø 9,3 cm H 3 cm	01 85,50
	02 85,50



 Rosone senza interruttore con driver integrato senza cavo - 1 lampada
Ceiling rose without switch with integrated driver without cable - 1 lamp


0967 IN: 50/60Hz 220-240V OUT: 350mA DC Ø 9,3 cm H 3 cm	01 56,00
	02 56,00



  Rosone per sospensione con driver integrato senza cavo - 1 lampada
Ceiling rose with integrated driver without cable - 1 lamp

0969/S 50/60Hz 220-240V Ø 9,3 cm H 3 cm	01 78,50
	02 78,50



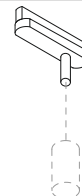
 Rosone con interruttore con driver integrato senza cavo - 1 lampada
Ceiling rose with switch with integrated driver without cable - 1 lamp

Codice Articolo	Prezzo € IVA esclusa
0987 IN: 48V OUT : 350mA DC	01 119,50
	02 119,50






Adattatore per binario 48V senza cavo - 1 lampada
Adapter for 48V track without cable - 1 lamp

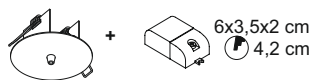
0988 IN: 50/60Hz 220-240V OUT : 350mA DC	01 90,00
	02 90,00





Su richiesta disponibile versione
DIMMERABILE CASAMBI
CASAMBI DIMMABLE version on request

   Adattatore per binario 220-240V senza cavo - 1 lampada
Adapter for 220-240V track without cable - 1 lamp

0970 50/60Hz 220-240V Ø 9 cm	01 73,00
	02 73,00



  Rosone per cartongesso con driver senza cavo - 1 lampada
Plasterboard ceiling rose with driver without cable - 1 lamp  7,5 cm

0612 Ø 1,4 cm H 2,2 cm 1 Deviatore e decentratore 1 Displacement element	01 4,50
	02 4,50



1 Newton System 1591... + 0969.02



3 Pevera System 1568... + 0556/3.01

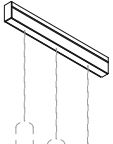


4 Stick Sistem 1582... + 0979/4.01

Accessori e rosoni per sistemi a sospensione con LED 350mA




Accessories and ceiling roses for LED suspension systems with 350mA

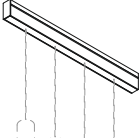
Codice Articolo Prezzo € IVA esclusa

0556/3 IN: 50/60Hz 220-240V OUT: 350mA DC L 90 cm H 6,8 cm		01	250,00
		02	268,00
		05	268,00

NO Art. 1569 - 1592

Dimmerabile su richiesta
Dimmable on request

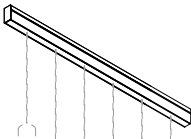
  Rosone con driver integrato senza cavo - 3 lampade
Ceiling rose with integrated driver without cable - 3 lamps  1,20

0556/4 IN: 50/60Hz 220-240V OUT: 350mA DC L 120 cm H 6,8 cm		01	270,50
		02	296,50
		05	296,50

NO Art. 1569 - 1592

Dimmerabile su richiesta
Dimmable on request

  Rosone con driver integrato senza cavo - 4 lampade
Ceiling rose with integrated driver without cable - 4 lamps  1,40

0556/6 IN: 50/60Hz 220-240V OUT: 350mA DC L 180 cm H 6,8 cm		01	357,00
		02	416,00
		05	416,00

NO Art. 1569 - 1592

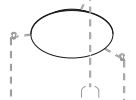
Dimmerabile su richiesta
Dimmable on request

  Rosone con driver integrato senza cavo - 6 lampade
Ceiling rose with integrated driver without cable - 6 lamps  1,60

0557/2 IN: 50/60Hz 220-240V OUT: 350mA DC Ø 20 cm H 3 cm		01	219,00
		02	219,00

Dimmerabile su richiesta
Dimmable on request

  Rosone con driver integrato senza cavo - 2 lampade
Ceiling rose with integrated driver without cable - 2 lamps  0,50

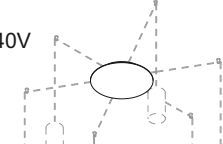
0557/3 IN: 50/60Hz 220-240V OUT: 350mA DC Ø 38 cm H 4 cm		01	258,00
		02	258,00

NO Art. 1569 - 1592

Dimmerabile su richiesta
Dimmable on request




  Rosone con driver integrato senza cavo - 3 lampade
Ceiling rose with integrated driver without cable - 3 lamps  1,70

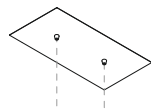
Codice Articolo Prezzo € IVA esclusa

0557/6 IN: 50/60Hz 220-240V OUT: 350mA DC Ø 38 cm H 4 cm		01	322,50
		02	322,50

NO Art. 1569 - 1592

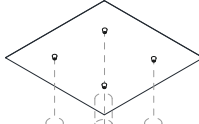
Dimmerabile su richiesta
Dimmable on request

  Rosone con driver integrato senza cavo - 4/6 lampade
Ceiling rose with integrated driver without cable - 4/6 lamps  1,80

0979/2 IN: 50/60Hz 220-240V OUT: 350mA DC L 48 x 24 cm H 3 cm		01	192,50
		02	192,50




Dimmerabile su richiesta
Dimmable on request

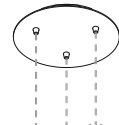
  Rosone con driver integrato senza cavo - 2 lampade
Ceiling rose with integrated driver without cable - 2 lamps  2,00

0979/4 IN: 50/60Hz 220-240V OUT: 350mA DC 48 x 48 cm H 3 cm		01	312,00
		02	312,00

NO Art. 1569 - 1592

Dimmerabile su richiesta
Dimmable on request

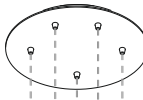
  Rosone con driver integrato senza cavo - 4 lampade
Ceiling rose with integrated driver without cable - 4 lamps  3,80

0980/3 IN: 50/60Hz 220-240V OUT: 350mA DC Ø 35 cm H 3 cm		01	221,00
		02	221,00

NO Art. 1569 - 1592

Dimmerabile su richiesta
Dimmable on request

  Rosone con driver integrato senza cavo - 3 lampade
Ceiling rose with integrated driver without cable - 3 lamps  1,20

0980/5 IN: 50/60Hz 220-240V OUT: 350mA DC Ø 45 cm H 3 cm		01	288,50
		02	288,50

NO Art. 1569 - 1592


Dimmerabile su richiesta
Dimmable on request

  Rosone con driver integrato senza cavo - 5 lampade
Ceiling rose with integrated driver without cable - 5 lamps  2,40


Accessori e rosoni per sistemi a sospensione a 230V


Accessories and ceiling roses for suspension systems 230V

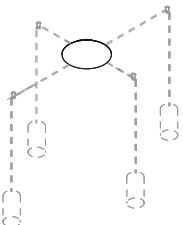
Codice Articolo Prezzo € IVA esclusa


0607 50/60Hz 220-240V Ø 9,3 cm H 3 cm		01	25,00
		02	25,00
		35	25,00

F Rosone per sospensione senza cavo - 1 lampada
Ceiling rose for suspension without cable - 1 lamp


0947 50/60Hz 220-240V Ø 9 cm		01	44,00
		02	44,00
		35	44,00

F Rosone per cartongesso senza cavo - 1 lampada
Plasterboard ceiling rose without cable - 1 lamp  7,5 cm

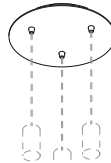
0603 50/60Hz 220-240V Ø 20 cm H 3 cm		01	161,00
		02	161,00


F Rosone per sospensione senza cavo - 1/4 lampade
Ceiling rose for suspension without cable - 1/4 lamps  0,50

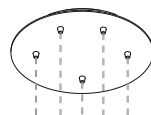
0602 50/60Hz 220-240V Ø 38 cm H 4 cm		01	234,00
		02	234,00


F Rosone per sospensione senza cavo - 1/12 lampade
Ceiling rose for suspension without cable - 1/12 lamps  1,70

Codice Articolo Prezzo € IVA esclusa


0600 50/60Hz 220-240V Ø 35 cm H 3 cm		01	182,00
		02	182,00
		35	182,00

F Rosone per sospensione senza cavo - 3 lampade
Ceiling rose for suspension without cable - 3 lamps  0,50


0601 50/60Hz 220-240V Ø 45 cm H 3 cm		01	216,00
		02	216,00
		35	216,00


F Rosone per sospensione senza cavo - 5 lampade
Ceiling rose for suspension without cable - 5 lamps  1,70

0978/2 50/60Hz 220-240V 48x24 cm H 3 cm		01	156,00
		02	156,00

F Rosone per sospensione senza cavo - 2 lampade
Ceiling rose for suspension without cable - 2 lamps  2,00

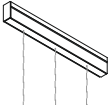
0978/4 50/60Hz 220-240V 48x48 cm H 3 cm		01	236,50
		02	236,50


F Rosone per sospensione senza cavo - 4 lampade
Ceiling rose for suspension without cable - 4 lamps  3,80

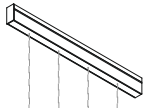



Accessori e rosoni per sistemi a sospensione a 230V Accessories and ceiling roses for suspension systems 230V

Codice Articolo Prezzo € IVA esclusa


0613/3 50/60Hz 220-240V L 90 cm H 6,8 cm		01	135,00
		02	158,00
		35	158,00

F Rosone per sospensione senza cavo - 3 lampade
Ceiling rose for suspension without cable - 3 lamps  1,10

0613/4 50/60Hz 220-240V L 120 cm H 6,8 cm		01	173,50
		02	199,00
		35	199,00

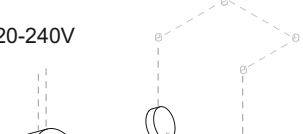
F Rosone per sospensione senza cavo - 4 lampade
Ceiling rose for suspension without cable - 4 lamps  1,30

0613/6 50/60Hz 220-240V L 180 cm H 6,8 cm		01	204,00
		02	255,00
		35	255,00

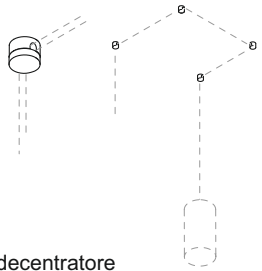
F Rosone per sospensione senza cavo - 6 lampade
Ceiling rose for suspension without cable - 6 lamps  1,50



Codice Articolo Prezzo € IVA esclusa

0604 50/60Hz 220-240V Ø 9,3 cm H 3 cm		01	47,00
		02	47,00

F Rosone senza cavo - 1 lampada
Ceiling rose without cable - 1 lamp  0,15

0605 Ø 1,7 cm H 2,2 cm		01	10,00
		02	10,00

1 Deviatore e decentratore
1 Displacement element

0975/1 Ø 2 cm H 2,5 cm			10,50
-------------------------------------	---	--	-------

Decentratore per soffitto in ottone satinato
Satin brass displacement element for ceiling fixing

0976/1 Ø 10 cm H 3 cm		01	47,00
		02	47,00

FUME' **71** 39,00

F Rosone per sospensione senza cavo - 1 lampada
Ceiling rose for suspension without cable - 1 lamp

0976/2 Ø 10 cm H 3 cm		01	57,00
		02	57,00

FUME' **71** 44,00

F Rosone per sospensione senza cavo - 2 lampade
Ceiling rose for suspension without cable - 2 lamps

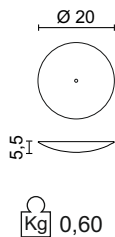
0976/3 Ø 10 cm H 3 cm		01	60,00
		02	60,00

FUME' **71** 49,50

F Rosone per sospensione senza cavo - 3 lampade
Ceiling rose for suspension without cable - 3 lamps

Rosoni per sistemi a sospensione 24V

Ceiling roses for suspension systems 24V

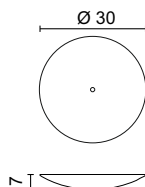


Rosone completo di driver **60W**
Ceiling rose with driver **60W**

0990/60	60W	.01	Bianco - White	171,50
0990/60	60W	.02	Nero - Black	171,50
0990/60	60W	.85	Verniciato argento - Painted silver finishing	187,00
0990/60	60W	.86	Verniciato oro - Painted gold finishing	187,00
0990/60	60W	.87	Verniciato rame - Painted copper finishing	187,00
0990/60	60W	.88	Verniciato bronzo - Painted bronze finishing	187,00

Rosone completo di driver **60W DIMMERABILE**
Ceiling rose with driver **60W DIMMABLE**

		PUSH	1...10V	DALI	
/P	208,00	/V	208,00	/D	210,50
/P	208,00	/V	208,00	/D	210,50
/P	229,00	/V	229,00	/D	223,50
/P	229,00	/V	229,00	/D	223,50
/P	229,00	/V	229,00	/D	223,50
/P	229,00	/V	229,00	/D	223,50



Rosone completo di driver **100W**
Ceiling rose with driver **100W**

0990/100	100W	.01	Bianco - White	236,00
0990/100	100W	.02	Nero - Black	236,00
0990/100	100W	.85	Verniciato argento - Painted silver finishing	249,50
0990/100	100W	.86	Verniciato oro - Painted gold finishing	249,50
0990/100	100W	.87	Verniciato rame - Painted copper finishing	249,50
0990/100	100W	.88	Verniciato bronzo - Painted bronze finishing	249,50

Rosone completo di driver **100W DIMMERABILE**
Ceiling rose with driver **100W DIMMABLE**

		PUSH	1...10V	DALI	
/P	267,00	/V	267,00	/D	267,00
/P	267,00	/V	267,00	/D	267,00
/P	281,00	/V	281,00	/D	281,00
/P	281,00	/V	281,00	/D	281,00
/P	281,00	/V	281,00	/D	281,00
/P	281,00	/V	281,00	/D	281,00

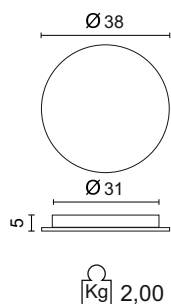


Rosone completo di driver **150W**
Ceiling rose with driver **150W**

0990/150	150W	.01	Bianco - White	258,00
0990/150	150W	.02	Nero - Black	258,00
0990/150	150W	.85	Verniciato argento - Painted silver finishing	270,50
0990/150	150W	.86	Verniciato oro - Painted gold finishing	270,50
0990/150	150W	.87	Verniciato rame - Painted copper finishing	270,50
0990/150	150W	.88	Verniciato bronzo - Painted bronze finishing	270,50

Rosone completo di driver **150W DIMMERABILE**
Ceiling rose with driver **150W DIMMABLE**

		PUSH	1...10V	DALI	
/P	308,00	/V	308,00	/D	308,00
/P	308,00	/V	308,00	/D	308,00
/P	322,50	/V	322,50	/D	322,50
/P	322,50	/V	322,50	/D	322,50
/P	322,50	/V	322,50	/D	322,50
/P	322,50	/V	322,50	/D	322,50



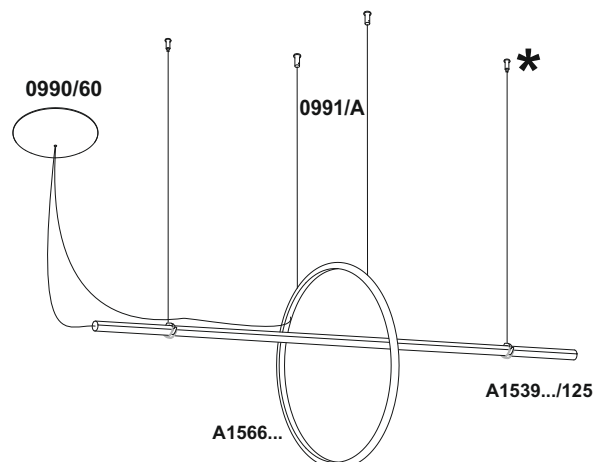
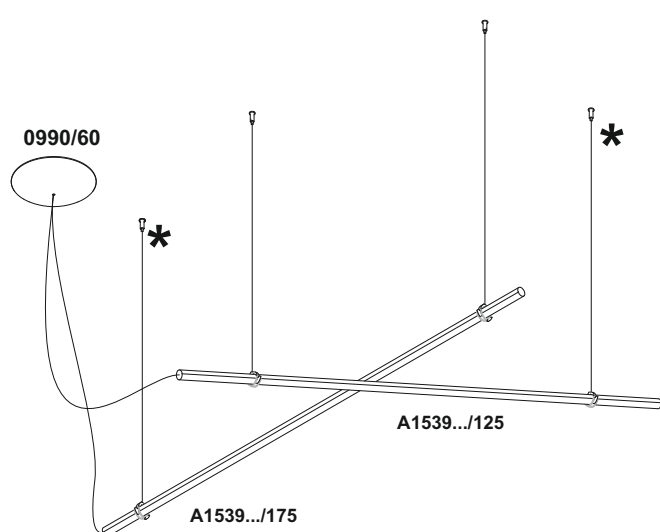
Rosone completo di driver **200W (2x100W)**
Ceiling rose with driver **200W (2x100W)**

0990/200	200W	.01	Bianco - White	426,50
0990/200	200W	.02	Nero - Black	426,50
0990/200	200W	.85	Verniciato argento - Painted silver finishing	463,00
0990/200	200W	.86	Verniciato oro - Painted gold finishing	463,00
0990/200	200W	.87	Verniciato rame - Painted copper finishing	463,00
0990/200	200W	.88	Verniciato bronzo - Painted bronze finishing	463,00

Rosone completo di driver **200W (2x100W) DIMMERABILE**
Ceiling rose with driver **200W (2x100W) DIMMABLE**

		PUSH	1...10V	DALI	
/P	504,50	/V	504,50	/D	504,50
/P	504,50	/V	504,50	/D	504,50
/P	546,00	/V	546,00	/D	546,00
/P	546,00	/V	546,00	/D	546,00
/P	546,00	/V	546,00	/D	546,00
/P	546,00	/V	546,00	/D	546,00

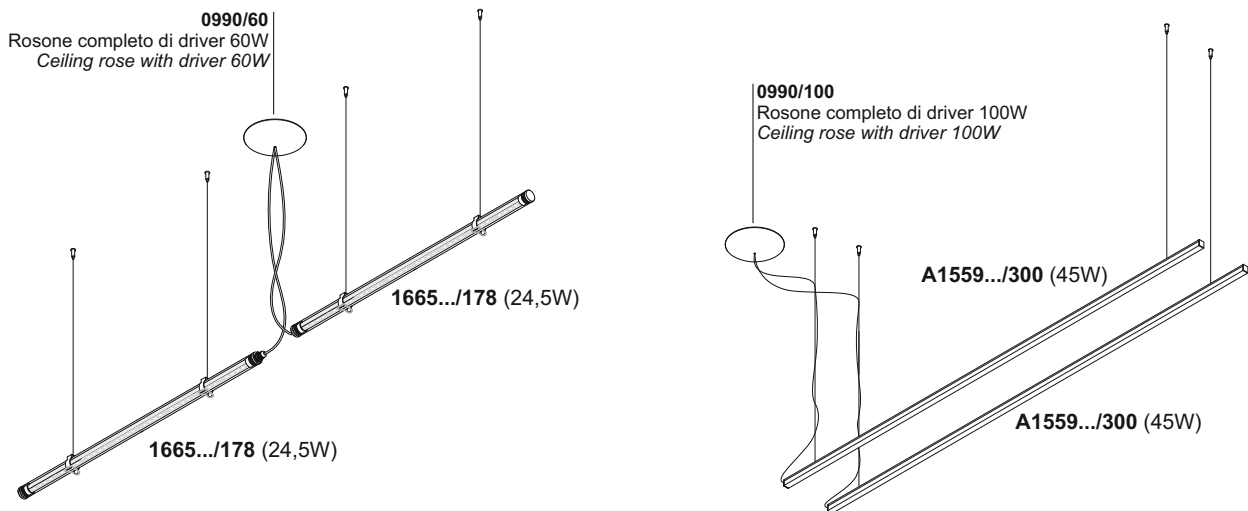
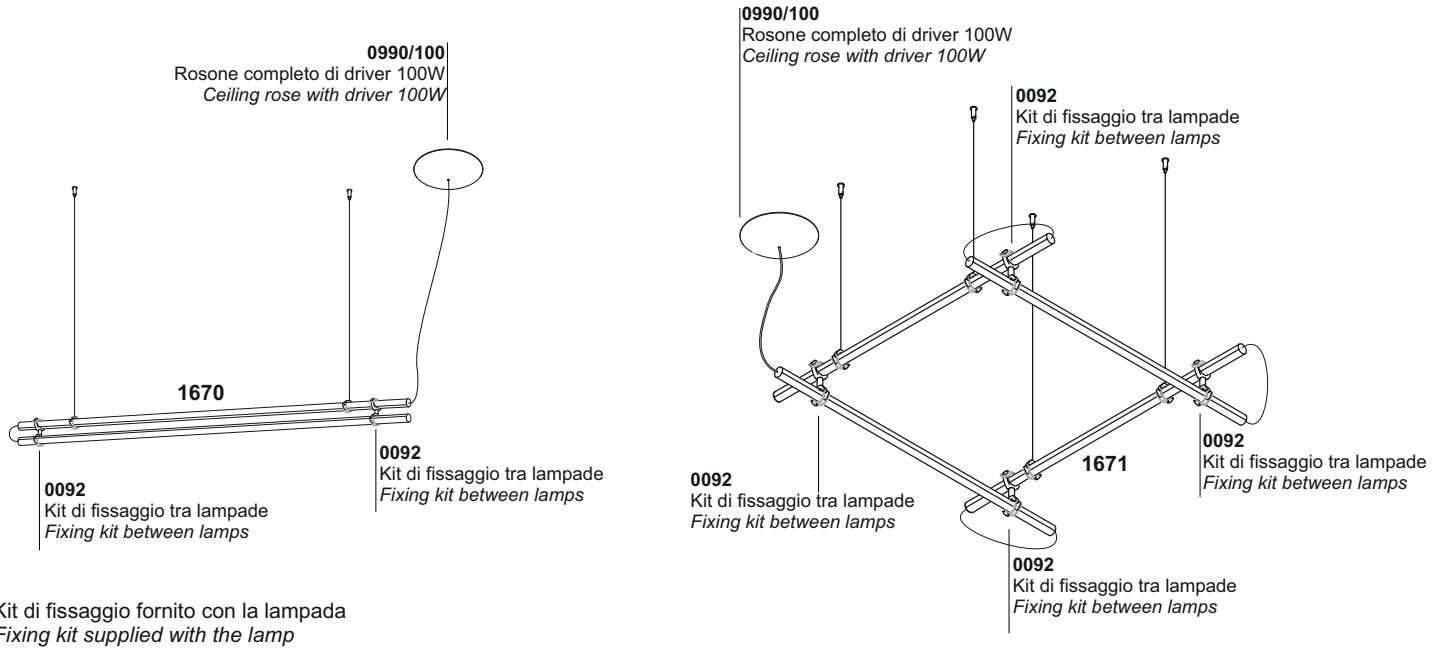
Esempi di installazione multipla, la scelta del rosone è determinata dalla somma delle potenze delle singole lampade.
Examples of multiple installation, the choice of the ceiling rose depends on total power consumption.



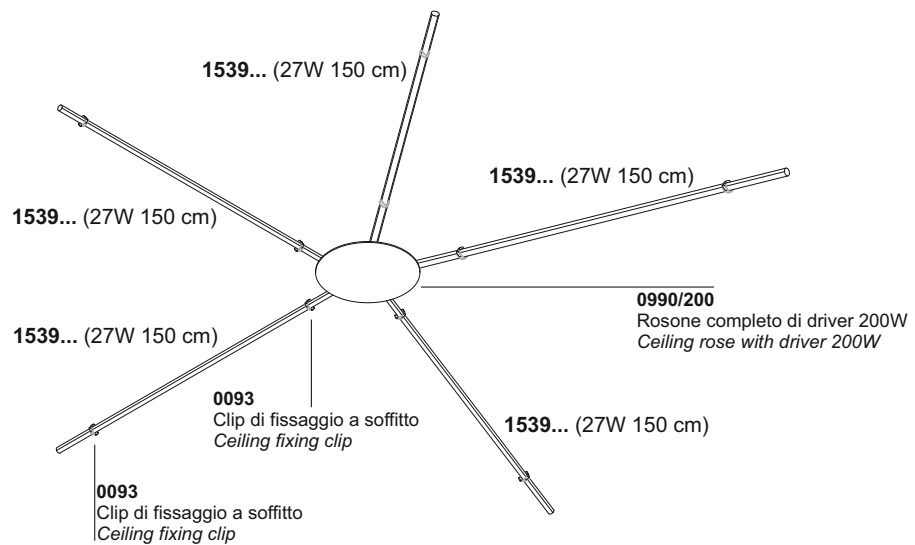
* Kit di fissaggio fornito con la lampada
Fixing kit supplied with the lamp

Rosoni per sistemi a sospensione 24V

Ceiling roses for suspension systems 24V



Kit di fissaggio fornito con la lampada
Fixing kit supplied with the lamp



Kit di fissaggio fornito con la lampada
Fixing kit supplied with the lamp


Codice Articolo Prezzo € IVA esclusa

2110 DAMA 15 **57** 244,50
 H 36 cm
 6W E14 LED (art. 0105/MINI)




 **Kg** 1,30

2111 DAMA 25 **57** 409,00
 H 50 cm
 12W E27 LED (art. 0109/12)




 **Kg** 2,90

2117 ALBA **01** 269,00
 H 49 cm
 12W E27 LED (art. 0109/12)

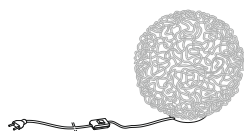


Senza paralume
Without shade

 **Kg** 1,60

8020 Paralume in tessuto tecnico bianco ignifugo **01** 70,00
 Fireproof shade in white technical fabric 

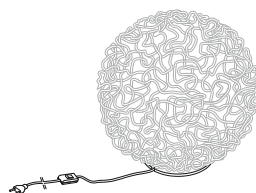
2127 MATASSA **00** 270,00
 Ø 23 cm
 3,5W G9 LED (art. 0092/16)



 **Kg** 2,40


Codice Articolo Prezzo € IVA esclusa

2128 MATASSA **00** 395,00
 Ø 34 cm
 12W E27 LED (art. 0109/12)



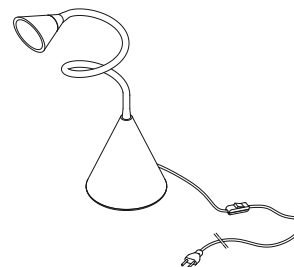
 **Kg** 5,20

2129 MATASSA **00** 587,50
 Ø 46 cm
 12W E27 LED (art. 0109/12)
 15W E27 LED (art. 0109/15)



 **Kg** 9,70

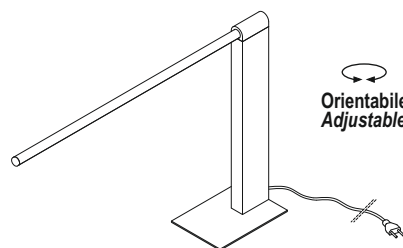
2502 KALLA **01** 231,50
 H 56
 LED 1W 113lm 3000K



2700K - 4000K su richiesta
2700K - 4000K on request

 **Kg** 0,90

2506 LANCIA **01/W** 374,50
 H 43,5 cm
 L 64,5 cm
 /W - LED 9W 1190lm 4000K
 /WW - LED 9W 1010lm 3000K
 /XW - LED 9W 945lm 2700K



Orientabile
Adjustable

 **COMPLETA DI PUSH DIMM WITH PUSH DIMM** **Kg** 2,20

00 Trasparente - 01 Bianco - 02 Nero - 03 Grigio - 05 Rosso - 06 Verde - 08 Giallo - 09 Arancione - 10 Azzurro - 11 Rosa - 14 Lavagna - 21 Dorato lucido
 23 Alluminio satinato - 24 Cromo nero - 25 Dorato satinato - 28 Foglia rame - 29 Foglia oro - 30 Foglia argento - 31 Cromato lucido - 32 Nickel satinato

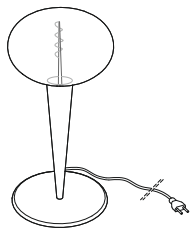
Codice
Articolo

Prezzo €
IVA esclusa

2512
UNIDEA
5W E27 LED 250lm 2000K

70 301,00

Lampadina LED inclusa
LED bulb included



1,00

2513
LANCIA TONDA
Ø 35 cm


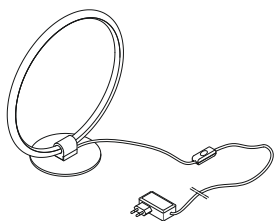
01/W 01/WW 01/XW 440,50

02/W 02/WW 02/XW 440,50

25/W 25/WW 25/XW 483,50

31/W 31/WW 31/XW 452,50

/W - LED 9,6W 1080lm 4000K
/WW - LED 9,6W 1020lm 3000K
/XW - LED 9,6W 960lm 2700K



COMPLETA DI PUSH DIMM SU CAVO
WITH PUSH DIMM ON CABLE 0,70

2514
LANCIA TONDA
Ø 50 cm

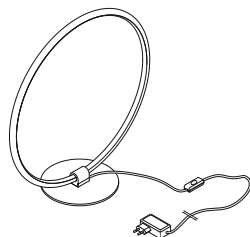
01/W 01/WW 01/XW 489,00

02/W 02/WW 02/XW 489,00

25/W 25/WW 25/XW 578,00

31/W 31/WW 31/XW 498,00

/W - LED 14W 1620lm 4000K
/WW - LED 14W 1530lm 3000K
/XW - LED 14W 1440lm 2700K



COMPLETA DI PUSH DIMM SU CAVO
WITH PUSH DIMM ON CABLE 1,00

Codice
Articolo

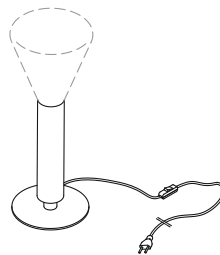
Prezzo €
IVA esclusa

2515
OLIM
H 20 cm

21 256,50

25 256,50

Senza lampadina
Without bulb



1,00

01LP2

Ø 14 cm
H 17 cm

6W 2700K 540lm CRI>90

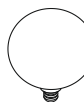


57 88,50

01LP8

Ø 15,4 cm
H 19 cm

6W 2700K 540lm CRI>90

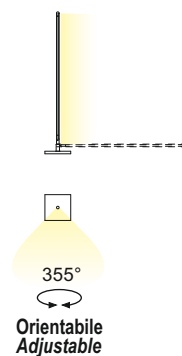
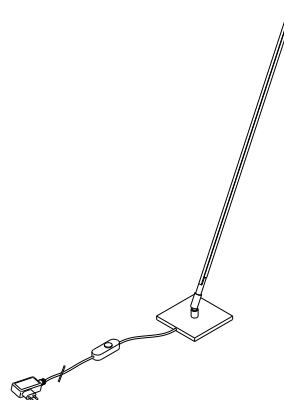


57 76,00

2520
MATITA
H 55 cm

02/W 02/WW 02/XW 265,00

/W - LED 6,2W 740lm 4000K
/WW - LED 6,2W 675lm 3000K
/XW - LED 6,2W 600lm 2700K



COMPLETA DI PUSH DIMM SU CAVO
WITH PUSH DIMM ON CABLE 0,50

33 Acciaio satinato - 34 Verniciato corten - 35 Verniciato sabbia - 38 Ramato lucido - 39 Verniciato antracite - 45 Alluminio anodizzato
50 Cristallo - 56 Specchio - 57 Vetro bianco - 85 Verniciato argento - 86 Verniciato oro - 87 Verniciato rame - 88 Verniciato bronzo

Codice
Articolo

Prezzo €
IVA esclusa

Codice
Articolo

Prezzo €
IVA esclusa

2522
ZETA

H 30 cm
L 45 cm

/W - LED 6W 736lm 4000K

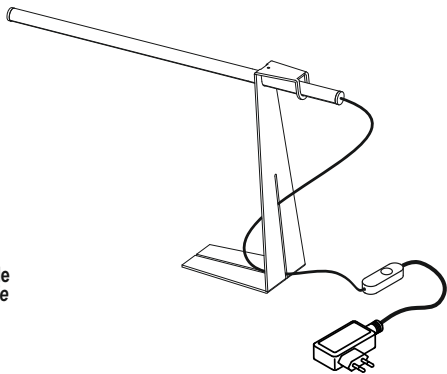
/WW - LED 6W 660lm 3000K

/XW - LED 6W 624lm 2700K

01/W 01/WW 01/XW 238,00

02/W 02/WW 02/XW 238,00


Orientabile
Adjustable



COMPLETA DI PUSH DIMM SU CAVO
WITH PUSH DIMM ON CABLE

 Kg 1,30

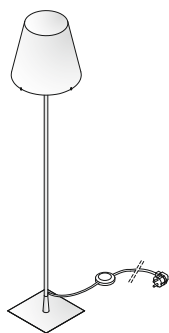


00 Trasparente - 01 Bianco - 02 Nero - 03 Grigio - 05 Rosso - 06 Verde - 08 Giallo - 09 Arancione - 10 Azzurro - 11 Rosa - 14 Lavagna - 21 Dorato lucido
23 Alluminio satinato - 24 Cromo nero - 25 Dorato satinato - 28 Foglia rame - 29 Foglia oro - 30 Foglia argento - 31 Cromato lucido - 32 Nickel satinato

Codice Articolo Prezzo € IVA esclusa

3091 DAMA 35 **57** 723,00

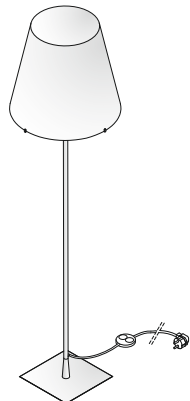
H 177
12W E27 LED (art. 0109/12...)
15W E27 LED (art. 0109/15...)



ACCENSIONE ON-OFF ON-OFF SWITCH 7,30

3092 DAMA 42 **57** 1.149,00

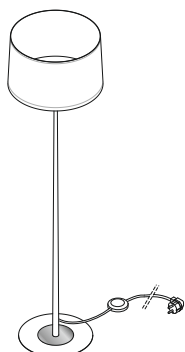
H 184
Up light:
12W E27 LED (art. 0109/12...)
15W E27 LED (art. 0109/15...)
Down light:
2x 12W E27 LED (art. 0109/12...)
2x 15W E27 LED (art. 0109/15...)



DOPPIA ACCENSIONE DOUBLE SWITCH 11,70

3098 ALBA **01** 444,50

H 170
12W E27 LED (art. 0109/12...)
15W E27 LED (art. 0109/15...)



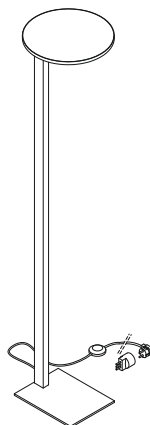
ACCENSIONE ON-OFF ON-OFF SWITCH 5,80

8021 Paralume in tessuto tecnico bianco ignifugo **01** 125,00
Fireproof shade in white technical fabric

Codice Articolo Prezzo € IVA esclusa

3508 BUREAU **01/W** 935,00

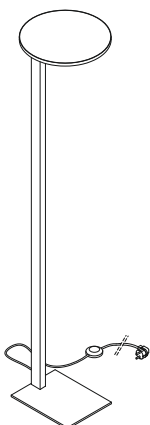
H 195
/W - LED 25,3W 4080lm 4000K
/WW - LED 25,3W 3880lm 3000K
/XW - LED 25,3W 3720lm 2700K



ACCENSIONE ON-OFF ON-OFF SWITCH 8,50

3509 BUREAU DIM **01/W** 995,50

H 195
/W - LED 25,3W 4080lm 4000K
/WW - LED 25,3W 3880lm 3000K
/XW - LED 25,3W 3720lm 2700K



COMPLETA DI PUSH DIMM SU CAVO WITH PUSH DIMM ON CABLE 8,50

3510 NEWTON **01/W** **01/WW** **01/XW** **/24** 1.262,50

H 195 **01/W** **01/WW** **01/XW** **/38** 1.262,50

01/W **01/WW** **01/XW** **/58** 1.262,50

01/W **01/WW** **01/XW** **/ST** 1.262,50

02/W **02/WW** **02/XW** **/24** 1.262,50

02/W **02/WW** **02/XW** **/38** 1.262,50

02/W **02/WW** **02/XW** **/58** 1.262,50

02/W **02/WW** **02/XW** **/ST** 1.262,50

/W - LED 35,6W 5412lm 4000K CRI>80
/WW - LED 35,6W 5212lm 3000K CRI>80
/XW - LED 35,6W 4976lm 2700K CRI>80

ACCENSIONE ON-OFF ON-OFF SWITCH 9,50

33 Acciaio satinato - 34 Verniciato corten - 35 Verniciato sabbia - 38 Ramato lucido - 39 Verniciato antracite - 45 Alluminio anodizzato
50 Cristallo - 56 Specchio - 57 Vetro bianco - 85 Verniciato argento - 86 Verniciato oro - 87 Verniciato rame - 88 Verniciato bronzo

3511 UNIDEA

H 183,5
11W E27 LED 1000lm 2000K



70 484,00


Lampadina LED inclusa
LED bulb included

ACCENSIONE ON-OFF
ON-OFF SWITCH

4,30

3512 UNIDEA

H 173,5
11W E27 LED 1000lm 2000K



70 478,50

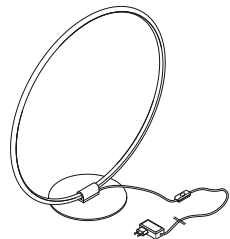
Lampadina LED inclusa
LED bulb included

ACCENSIONE ON-OFF
ON-OFF SWITCH

4,30

3513 LANCIA TONDA

Ø 70 cm
/W- LED 20W 2268lm 4000K
/WW- LED 20W 2142lm 3000K
/XW- LED 20W 2016lm 2700K



01/W 01/WW 01/XW 654,50

02/W 02/WW 02/XW 654,50

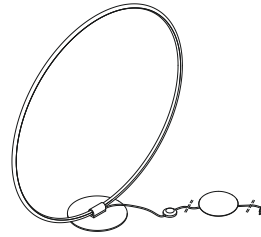
25/W 25/WW 25/XW 803,00

31/W 31/WW 31/XW 709,50

COMPLETA DI PUSH DIMM SU CAVO
WITH PUSH DIMM ON CABLE 2,00

3514 LANCIA TONDA

Ø 100 cm
/W- LED 29W 3240lm 4000K
/WW- LED 29W 3060lm 3000K
/XW- LED 29W 2880lm 2700K



01/W 01/WW 01/XW 770,00

02/W 02/WW 02/XW 770,00

COMPLETA DI PUSH DIMM SU CAVO
WITH PUSH DIMM ON CABLE 3,90

3515 LANCIA TONDA

Ø 150 cm
/W- LED 43W 4860lm 4000K
/WW- LED 43W 4590lm 3000K
/XW- LED 43W 4224lm 2700K




01/W 01/WW 01/XW 1.028,50

02/W 02/WW 02/XW 1.028,50

COMPLETA DI PUSH DIMM SU CAVO
WITH PUSH DIMM ON CABLE 4,50

3517 BALOON

H 173,5
12W E27 LED (art. 0109/12...)
15W E27 LED (art. 0109/15...)



01 517,00

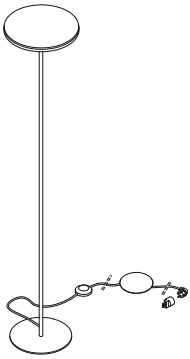
02 517,00

ACCENSIONE ON-OFF
ON-OFF SWITCH 4,20

Codice Articolo Prezzo € IVA esclusa

3520 SILHOUETTE

H 187
/W - LED 25,3W 4080lm 4000K
/WW - LED 25,3W 3880lm 3000K
/XW - LED 25,3W 3720lm 2700K



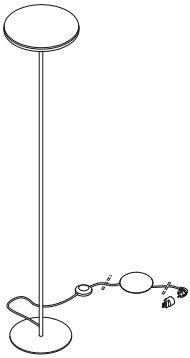
01/W	819,50
01/WW	819,50
01/XW	819,50
02/W	819,50
02/WW	819,50
02/XW	819,50

ACCENSIONE ON-OFF ON-OFF SWITCH

Kg 8,50

3521 SILHOUETTE DIM

H 187
/W - LED 25,3W 4080lm 4000K
/WW - LED 25,3W 3880lm 3000K
/XW - LED 25,3W 3720lm 2700K




01/W	891,00
01/WW	891,00
01/XW	891,00
02/W	891,00
02/WW	891,00
02/XW	891,00

COMPLETA DI PUSH DIMM SU CAVO WITH PUSH DIMM ON CABLE

Kg 8,50

3522 LANCIA

H 180 cm
/W - LED 31,5W 3955lm 4000K
/WW - LED 31,5W 3535lm 3000K
/XW - LED 31,5W 3308lm 2700K



Orientabile Adjustable

01/W	555,50
01/WW	555,50
01/XW	555,50
02/W	555,50
02/WW	555,50
02/XW	555,50


COMPLETA DI DIMMER SU CAVO WITH DIMMER ON CABLE

Kg 2,50

Codice Articolo Prezzo € IVA esclusa

3523 LANCIA

H 205 cm
/W - LED 36W 4520lm 4000K
/WW - LED 36W 4040lm 3000K
/XW - LED 36W 3780lm 2700K



Orientabile Adjustable

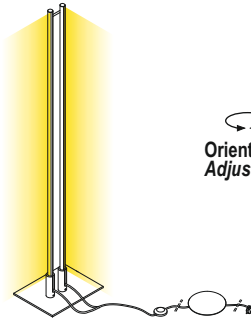
01/W	605,00
01/WW	605,00
01/XW	605,00
02/W	605,00
02/WW	605,00
02/XW	605,00

COMPLETA DI DIMMER SU CAVO WITH DIMMER ON CABLE

Kg 2,50

3524 BI LANCIA

H 180 cm
/W - LED 52,5W 6400lm 4000K
/WW - LED 52,5W 5770lm 3000K
/XW - LED 52,5W 5460lm 2700K



Orientabile Adjustable

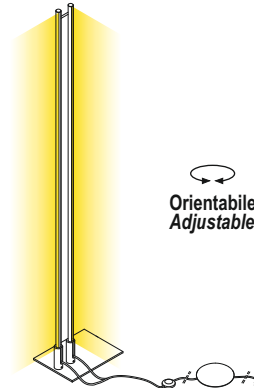
01/W	1.067,00
01/WW	1.067,00
01/XW	1.067,00
02/W	1.067,00
02/WW	1.067,00
02/XW	1.067,00

COMPLETA DI DIMMER SU CAVO WITH DIMMER ON CABLE

Kg 4,00

3525 BI LANCIA

H 205 cm
/W - LED 60W 7360lm 4000K
/WW - LED 60W 6600lm 3000K
/XW - LED 60W 6240lm 2700K



Orientabile Adjustable

01/W	1.177,00
01/WW	1.177,00
01/XW	1.177,00
02/W	1.177,00
02/WW	1.177,00
02/XW	1.177,00

COMPLETA DI DIMMER SU CAVO WITH DIMMER ON CABLE

Kg 4,00

33 Acciaio satinato - 34 Verniciato corten - 35 Verniciato sabbia - 38 Ramato lucido - 39 Verniciato antracite - 45 Alluminio anodizzato
50 Cristallo - 56 Specchio - 57 Vetro bianco - 85 Verniciato argento - 86 Verniciato oro - 87 Verniciato rame - 88 Verniciato bronzo

Codice
Articolo

Prezzo €
IVA esclusa

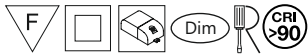
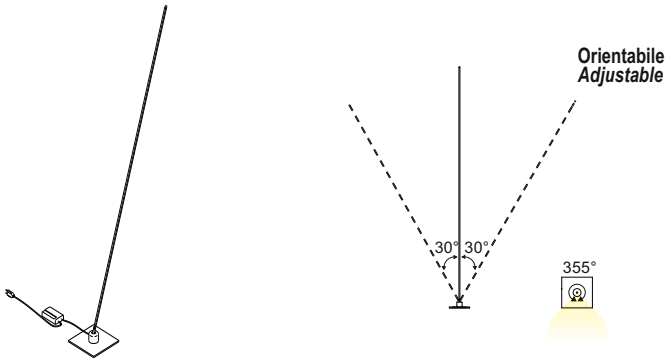
Codice
Articolo

Prezzo €
IVA esclusa

3530 MATITA

H 200 cm
/W - LED 24W 2812lm 4000K
/WW - LED 24W 2565lm 3000K
/XW - LED 24W 2280lm 2700K

02/W 02/WW 02/XW 509,00

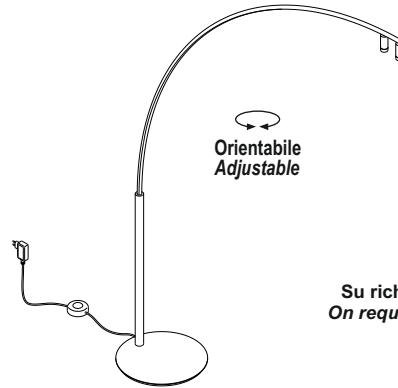


COMPLETA DI DIMMER SU CAVO NERO
WITH DIMMER ON BLACK CABLE Kg 1,90

3533 IRIS

H 210 cm
/W - LED 12,2W 1950lm 4000K
/WW - LED 12,2W 1878lm 3000K
/XW - LED 12,2W 1792lm 2700K

01/W 1.325,50
01/WW 1.325,50
01/XW 1.325,50
02/W 1.325,50
02/WW 1.325,50
02/XW 1.325,50



Su richiesta aperture ottiche da 25° e 63°
On request available beams of 25° and 63°

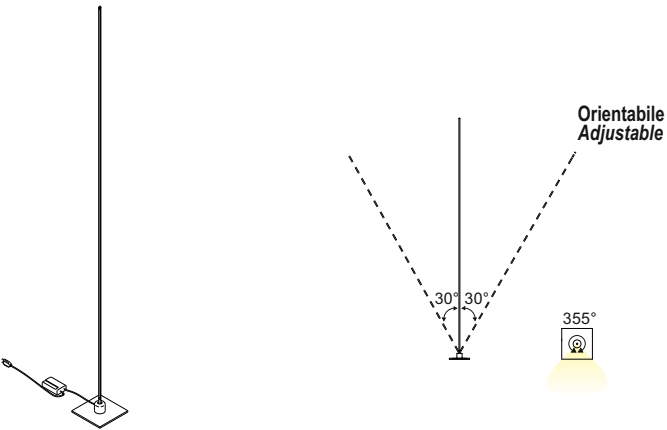


COMPLETA DI DIMMER SU CAVO NERO
WITH DIMMER ON BLACK CABLE Kg 7,00

3531 MATITA

H 250 cm
/W - LED 30W 3552lm 4000K
/WW - LED 30W 3240lm 3000K
/XW - LED 30W 2880lm 2700K

02/W 02/WW 02/XW 550,00

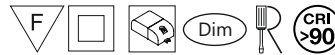
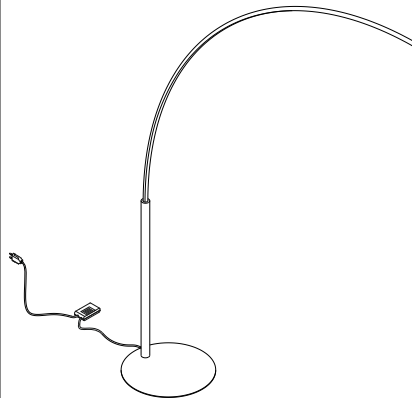


COMPLETA DI DIMMER SU CAVO NERO
WITH DIMMER ON BLACK CABLE Kg 2,40

3535 VIRGOLA

H 220 cm
/W - LED 33W 4048lm 4000K
/WW - LED 33W 3630lm 3000K
/XW - LED 33W 3432lm 2700K

01/W 1.028,50
01/WW 1.028,50
01/XW 1.028,50
02/W 1.028,50
02/WW 1.028,50
02/XW 1.028,50

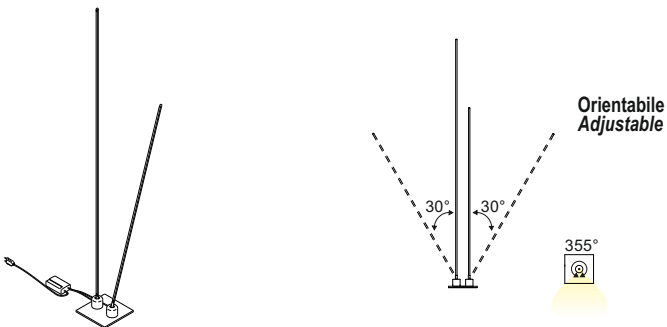


COMPLETA DI DIMMER SU CAVO NERO
WITH DIMMER ON BLACK CABLE Kg 7,00

3532 MATITA

H 180 cm
/W - LED 35W 4144lm 4000K
/WW - LED 35W 3780lm 3000K
/XW - LED 35W 3360lm 2700K

02/W 02/WW 02/XW 726,00

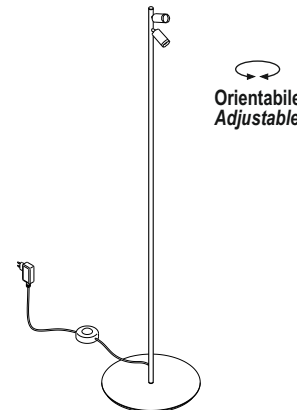


COMPLETA DI DIMMER SU CAVO NERO
WITH DIMMER ON BLACK CABLE Kg 4,40

3536 FARO

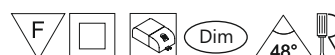
H 230 cm
/W - LED 12,2W 1950lm 4000K
/WW - LED 12,2W 1875lm 3000K
/XW - LED 12,2W 1792lm 2700K

01/W 885,50
01/WW 885,50
01/XW 885,50
02/W 885,50
02/WW 885,50
02/XW 885,50



Su richiesta aperture ottiche da 25° e 63°
On request available beams of 25° and 63°

NEW

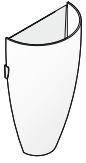


COMPLETA DI DIMMER SU CAVO NERO
WITH DIMMER ON BLACK CABLE Kg 6,00

00 Trasparente - 01 Bianco - 02 Nero - 03 Grigio - 05 Rosso - 06 Verde - 08 Giallo - 09 Arancione - 10 Azzurro - 11 Rosa - 14 Lavagna - 21 Dorato lucido
23 Alluminio satinato - 24 Cromo nero - 25 Dorato satinato - 28 Foglia rame - 29 Foglia oro - 30 Foglia argento - 31 Cromato lucido - 32 Nickel satinato

Codice Articolo Prezzo € IVA esclusa

4021 FUSO' 30 **57** 158,50
 L 17 cm
 12W E27 LED (art. 0109/12...)
 15W E27 LED (art. 0109/15...)



Kg 0,90

0009/P Griglia di protezione Net protection  20,50

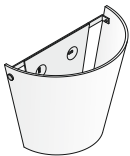
4023 FUSO' 40 **57** 203,00
 L 20 cm
 12W E27 LED (art. 0109/12...)
 15W E27 LED (art. 0109/15...)



Kg 1,50

0009/G Griglia di protezione Net protection  23,00

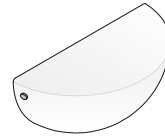
4209 LIOLA' **57** 156,00
 H 20 cm
 L 25 cm
 12W E27 LED (art. 0109/12...)
 15W E27 LED (art. 0109/15...)



Kg 0,80

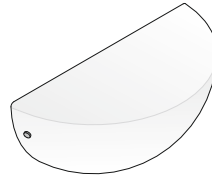
Codice Articolo Prezzo € IVA esclusa

4249 FRIDA 27 **57** 140,50
 H 13,5 cm
 12W E27 LED (art. 0109/12...)



Kg 1,40

4251 FRIDA 33 **57** 197,50
 H 17 cm
 12W E27 LED (art. 0109/12...)
 15W E27 LED (art. 0109/15...)

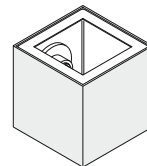


Kg 1,70

4281 ALEA **01** 125,00
 10x10x10 cm
 3,5W G9 LED (art. 0092/16)

02 125,00

35 125,00

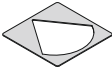


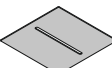
LED version art. 4561




360°

Kg 0,50

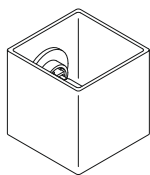
0187 **01** 18,00
 Cornice in acciaio con apertura triangolare max 33W ECO 
02 18,00
 Steel plate with triangular opening max 33W ECO **35** 18,00

0189 **01** 18,00
 Cornice in acciaio con fuga di luce centrale max 20W ECO 
02 18,00
 Steel plate with central slot max 20W ECO **35** 18,00

0205 **01** 27,00
 Cornice in acciaio con vetro Pyrex sabbato max 20W ECO 
02 27,00
 Steel frame with Pyrex glass max 20W ECO **35** 27,00

Codice Articolo Prezzo € IVA esclusa

4282 ALEA **57** 113,00
 10x10x10 cm vetro/glass
 3,5W G9 LED (art. 0092/16)



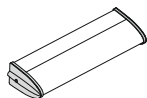
360° 0,60

4287 FOKUS **57** 125,00
 H 11 cm vetro/glass
 Ø 11 cm
 3,5W G9 LED (art. 0092/16)



360° 0,60

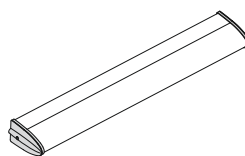
4331 SIBA 30 **31/W** 185,50
 /W - LED 6,25W 980lm 4000K
 /WW - LED 6,25W 930lm 3000K **31/WW** 185,50



0,70

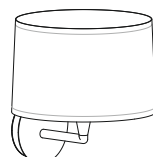
Codice Articolo Prezzo € IVA esclusa

4333 SIBA 60 **31/W** 229,00
 /W - LED 12,5W 1930lm 4000K
 /WW - LED 12,5W 1840lm 3000K **31/WW** 229,00



1,10

4392 ALBA **01** 148,50
 12W E27 LED (art. 0109/12...)

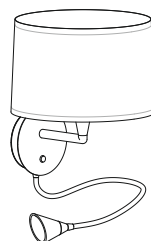


Senza paralume
Without shade

0,70

8020 Paralume in tessuto tecnico bianco ignifugo **01** 70,00
 Fireproof shade in white technical fabric

4393 ALBA **01** 363,00
 12W E27 LED (art. 0109/12...) + LED 350mA (1W)



Senza paralume
Without shade

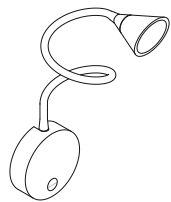
1,00

8020 Paralume in tessuto tecnico bianco ignifugo **01** 70,00
 Fireproof shade in white technical fabric

00 Trasparente - 01 Bianco - 02 Nero - 03 Grigio - 05 Rosso - 06 Verde - 08 Giallo - 09 Arancione - 10 Azzurro - 11 Rosa - 14 Lavagna - 21 Dorato lucido
 23 Alluminio satinato - 24 Cromo nero - 25 Dorato satinato - 28 Foglia rame - 29 Foglia oro - 30 Foglia argento - 31 Cromato lucido - 32 Nickel satinato

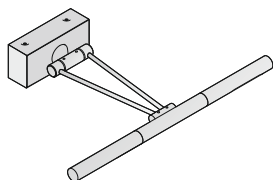
Codice Articolo Prezzo € IVA esclusa

4501 KALLA 60 cm LED 1W 113lm 3000K 2700K - 4000K su richiesta 2700K - 4000K on request	01	202,50
	02	202,50
	06	202,50
	09	202,50
	10	202,50
	11	202,50



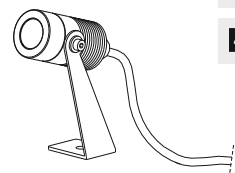
F **III** **IP67** **300 CM** **III** **R** **Con interruttore With switch** **Kg** 0,30

4504 IKON L 38 cm /WW - LED 5W 910lm 3000K /XW - LED 5W 850lm 2700K	21/WW	342,50
	21/XW	342,50
	31/WW	312,50
	31/XW	312,50
	32/WW	328,50
	32/XW	328,50





F **III** **IP67** **300 CM** **III** **R** **Kg** 0,70

4510 VISION 1 Ø 3 cm	06/W 06/WW 06/XW /11 /25 /45	145,50
	39/W 39/WW 39/XW /11 /25 /45	145,50
	45/W 45/WW 45/XW /11 /25 /45	145,50



/W - LED max 2W 500mA 209lm 4000K
/WW - LED max 2W 500mA 199lm 3000K
/XW - LED max 2W 500mA 189lm 2700K

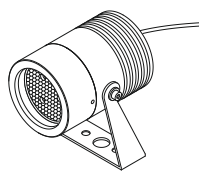
F **III** **IP67** **150 CM** **III** **R** **Kg** 0,30

0247	Picchetto per installazione temporanea a terreno Stake		32,50
0243	Connettore IP IP connector		16,00
0125	Driver 350 mA, 1-6 Vision 1		29,00
0127	Driver 500 mA, 1-6 Vision 1		38,00
0128	Driver 350 mA, 1-10 Vision 1		35,50
0141/DIM	Multi-power dimmable driver PUSH - 1...10V		70,50
0141/DALI	Multi-power DALI dimmable driver		83,00
0145	Multi-power dimmable driver, 1-21 Vision 1		123,00
0145/DALI	Multi-power DALI dimmable driver, 1-21 Vision 1		148,50
0031/IP	Driver IP67 350 mA, 1-12 Vision 1		51,00
0143/IP	Driver IP67 500 mA, 1-8 Vision 1		51,00

33 Acciaio satinato - 34 Verniciato corten - 35 Verniciato sabbia - 38 Ramato lucido - 39 Verniciato antracite - 45 Alluminio anodizzato
50 Cristallo - 56 Specchio - 57 Vetro bianco - 85 Verniciato argento - 86 Verniciato oro - 87 Verniciato rame - 88 Verniciato bronzo



Codice Articolo Prezzo € IVA esclusa

4511 VISION 3 Ø 6,5 cm	06/W 06/WW 06/XW /10 /25	270,50
	39/W 39/WW 39/XW /10 /25	270,50
	45/W 45/WW 45/XW /10 /25	270,50



/W - LED max 500mA (3x2W) 627lm 4000K
/WW - LED max 500mA (3x2W) 597lm 3000K
/XW - LED max 500mA (3x2W) 567lm 2700K

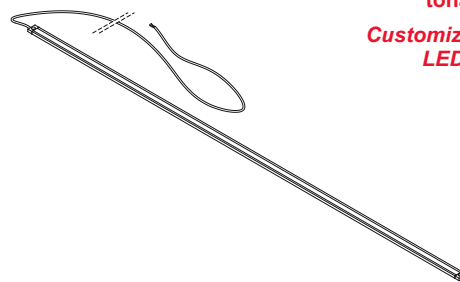
F **III** **IP67** **300 CM** **III** **R** **Kg** 0,90

0248	Picchetto per installazione temporanea a terreno Stake		38,00
0243	Connettore IP IP connector		16,00
0125	Driver 350 mA, 1-2 Vision 3		29,00
0127	Driver 500 mA, 1-2 Vision 3		38,00
0128	Driver 350 mA, 1-3 Vision 3		35,50
0141/DIM	Multi-power dimmable driver PUSH - 1...10V		70,50
0141/DALI	Multi-power DALI dimmable driver		83,00
0145	Multi-power dimmable driver		123,00
0145/DALI	Multi-power DALI dimmable driver		148,50
0031/IP	Driver IP67 350 mA, 1-4 Vision 3		51,00
0143/IP	Driver IP67 500 mA, 1-2 Vision 3		51,00

4515 PLANA 105 cm	01/W 01/WW 01/XW	113,50
	45/W 45/WW 45/XW	113,50

/W - LED 9,6W 1080lm 4000K
/WW - LED 9,6W 1020lm 3000K
/XW - LED 9,6W 960lm 2700K

Misure speciali e differenti tonalità di luce pagina 159
Customized length and different LED temperature page 159



F **III** **IP40** **200 CM** **III** **R** **CRI >90** **Kg** 0,15

0131/S	Interruttore touch DIMMER - DIMMER touch switch		32,50
0131/RV	Sensore di presenza - Body detector		52,00
0155	Driver 24V - 13W		40,50
0717/DIM60	Dimmer 24V - 60W - PUSH DALI		109,00
0717/DIM60/V	Dimmer 24V - 60W - 1...10V		80,50
0115/EM	Emergency Unit		143,50

Codice
Articolo

Prezzo €
IVA esclusa

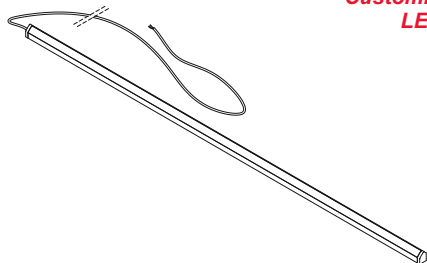
4520 MARGO

102,5 cm

/W - LED 15W 1840lm 4000K
/WW - LED 15W 1650lm 3000K
/XW - LED 15W 1560lm 2700K

45/W 45/WW 45/XW 116,50

Misure speciali e differenti
tonalità di luce pagina 160
Customized length and different
LED temperature page 160



Kg 0,15

0131/S Interruttore touch DIMMER - DIMMER touch switch 32,50

0131/RV Sensore di presenza - Body detector 52,00

0156 Driver 24V - 25W 41,50

0717/DIM60 Dimmer 24V - 60W - PUSH DALI 109,00

0717/DIM60/V Dimmer 24V - 60W - 1...10V 80,50

0115/EM Emergency Unit 143,50


4521 EXTRA

103,5 cm

/W - LED 15W 1840lm 4000K
/WW - LED 15W 1650lm 3000K
/XW - LED 15W 1560lm 2700K

01/W 01/WW 01/XW 126,00

Misure speciali e differenti
tonalità di luce pagina 148
Customized length and different
LED temperature page 148



Kg 0,15

0156 Driver 24V - 25W 41,50

0717/DIM60 Dimmer 24V - 60W - PUSH DALI 109,00

0717/DIM60/V Dimmer 24V - 60W - 1...10V 80,50

0115/EM Emergency Unit 143,50

00 Trasparente - 01 Bianco - 02 Nero - 03 Grigio - 05 Rosso - 06 Verde - 08 Giallo - 09 Arancione - 10 Azzurro - 11 Rosa - 14 Lavagna - 21 Dorato lucido
23 Alluminio satinato - 24 Cromo nero - 25 Dorato satinato - 28 Foglia rame - 29 Foglia oro - 30 Foglia argento - 31 Cromato lucido - 32 Nickel satinato

Codice
Articolo

Prezzo €
IVA esclusa

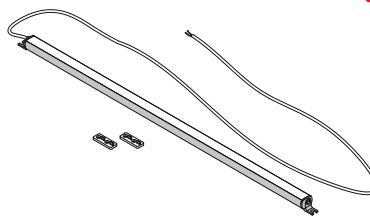
4522 MAGIKA

53 cm

/W - LED 7,5W 920lm 4000K
/WW - LED 7,5W 825lm 3000K
/XW - LED 7,5W 780lm 2700K

45/W 45/WW 45/XW 86,00

Misure speciali e differenti
tonalità di luce pagina 157
Customized length and different
LED temperature page 157



Kg 0,15

0131/S Interruttore touch DIMMER - DIMMER touch switch 32,50

0131/RV Sensore di presenza - Body detector 52,00

0155 Driver 24V - 13W 40,50

0717/DIM60 Dimmer 24V - 60W - PUSH DALI 109,00

0717/DIM60/V Dimmer 24V - 60W - 1...10V 80,50

0115/EM Emergency Unit 143,50

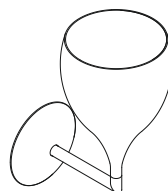
4524 BALOON

H 25 cm

Ø 14 cm

12W E27 LED (art. 0109/12)
15W E27 LED (art. 0109/15)

01 374,50



Kg 1,80

4533 MATASSA

Ø 34 cm

12W E27 LED (art. 0109/12)
15W E27 LED (art. 0109/15)

00 223,50




Kg 2,40

Codice Articolo Prezzo € IVA esclusa

4534 MATASSA **00** 327,50

Ø 46 cm
12W E27 LED (art. 0109/12)
15W E27 LED (art. 0109/15)



4,80

4536 WANDA **33/W 33/WW 33/XW** 178,50

58 cm
/W - LED 7,5W 920lm 4000K
/WW - LED 7,5W 825lm 3000K
/XW - LED 7,5W 780lm 2700K

Misure speciali e differenti tonalità di luce pagina 158
Customized length and different LED temperature page 158



IP67 0,50

0155 Driver 24V - 13W 40,50

0717/DIM60 Dimmer 24V - 60W - PUSH DALI 109,00

0717/DIM60/V Dimmer 24V - 60W - 1...10V 80,50

0033/IP Driver IP67 24V - 14,4W 143,50

4540 KALLA DUE **01** 188,00

50 cm
LED 1W 113lm 3000K
2700K - 4000K su richiesta
2700K - 4000K on request

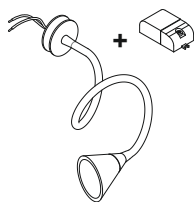
02 188,00

06 188,00

09 188,00

10 188,00

11 188,00



Senza interruttore Without switch 0,30

4541 KALLA DUE **01** 208,00

50 cm
LED 1W 113lm 3000K
2700K - 4000K su richiesta
2700K - 4000K on request

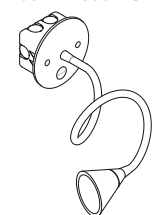
02 208,00

06 208,00

09 208,00

10 208,00

11 208,00

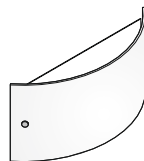


Con interruttore With switch 0,40

Codice Articolo Prezzo € IVA esclusa

4548 QUINTA **57/WW** 187,00

L 34 cm
H 17 cm
LED 13W 1010lm 3000K

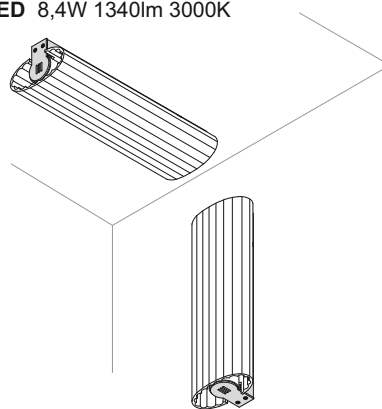


1,50

0006 Due griglie di protezione 2 grid protection 27,00

4552 MAYA 40 **50/WW** 413,50

H 14 cm
LED 8,4W 1340lm 3000K



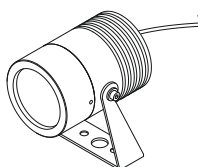
Installazione parete o plafone
Wall or ceiling mounting

2,90

4555 VISION 3 COB **06/W 06/WW 06/XW /25 /42** 275,50

39/W 39/WW 39/XW /25 /42 275,50

45/W 45/WW 45/XW /25 /42 266,50



/W - LED 8,9W 17,8V 500mA 1353lm 4000K
/WW - LED 8,9W 17,8V 500mA 1303lm 3000K
/XW - LED 8,9W 17,8V 500mA 1244lm 2700K

IP67 0,90

0248 Picchetto per installazione temporanea a terreno Stake 38,00

0243 Connettore IP IP connector 16,00

0141/DIM Multi-power dimmable driver PUSH - 1...10V 1-2 Vision 70,50

0141/DALI Multi-power DALI dimmable driver DALI 1-2 83,00

0145 Multi-power dimmable driver 1-3 Vision 3 COB 123,00

0145/DALI Multi-power DALI dimmable driver 1-2 Vision 3 COB 148,50

0115/EM Emergency Unit 1 Vision 3 COB 143,50

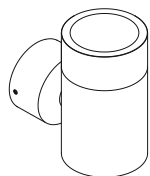
0147/COB Driver 500 mA 1-2 Vision 3 COB 31,00

0143/IP Driver IP67 500 mA 1 Vision 3 COB 51,00

33 Acciaio satinato - 34 Verniciato corten - 35 Verniciato sabbia - 38 Ramato lucido - 39 Verniciato antracite - 45 Alluminio anodizzato
50 Cristallo - 56 Specchio - 57 Vetro bianco - 85 Verniciato argento - 86 Verniciato oro - 87 Verniciato rame - 88 Verniciato bronzo

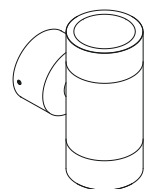
Codice Articolo Prezzo € IVA esclusa

4559 GEO MONOEMISSIONE - SINGLE EMISSION H 11,5 cm Ø 6,4 cm /W - LED 4,5W 440lm 4000K /WW - LED 4,5W 400lm 3000K	45/W/17	397,00
	45/W/35	397,00
	45/WW/17	397,00
	45/WW/35	397,00



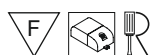
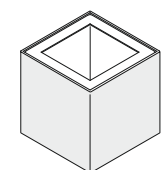
Kg 1,20

4560 GEO BIEMISSIONE - DOUBLE EMISSION H 15 cm Ø 6,4 cm /W - LED 9W 880lm 4000K /WW - LED 9W 800lm 3000K	45/W/17	492,00
	45/W/35	492,00
	45/WW/17	492,00
	45/WW/35	492,00



Kg 1,40

4561 ALEA LED 10x10x10 cm /W - LED 6W 1073lm 4000K /WW - LED 6W 1011lm 3000K /XW - LED 6W 970lm 2700K	01/W 01/WW 01/XW	245,00
	01.11/W 01.11/WW 01.11/XW	249,50
	01.30/W 01.30/WW 01.30/XW	275,00
	02.01/W 02.01/WW 02.01/XW	249,50

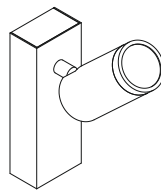


Kg 0,70

0182 Cornice per luce monodirezionale Screen for single side light	01	22,50
	02	22,50
	35	22,50

Codice Articolo Prezzo € IVA esclusa

4562 NEWTON /W - LED 8,9W 1353lm 4000K /WW - LED 8,9W 1303lm 3000K /XW - LED 8,9W 1244lm 2700K	01/W 01/WW 01/XW /24	234,50
	01/W 01/WW 01/XW /38	234,50
	01/W 01/WW 01/XW /ST	234,50



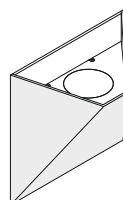
Orientabile Adjustable

01/W 01/WW 01/XW /24	234,50
01/W 01/WW 01/XW /38	234,50
01/W 01/WW 01/XW /ST	234,50
01/W 01/WW 01/XW /58	234,50
02/W 02/WW 02/XW /24	234,50
02/W 02/WW 02/XW /38	234,50
02/W 02/WW 02/XW /ST	234,50
02/W 02/WW 02/XW /58	234,50
31/W 31/WW 31/XW /24	273,00
31/W 31/WW 31/XW /38	273,00
31/W 31/WW 31/XW /ST	273,00
31/W 31/WW 31/XW /58	273,00



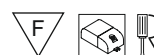
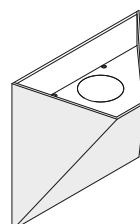
Kg 0,60

4564 MATS 16x16 cm /W - LED 6W 1073lm 4000K /WW - LED 6W 1011lm 3000K /XW - LED 6W 970lm 2700K	01/W 01/WW 01/XW	244,50
	02/W 02/WW 02/XW	244,50
	35/W 35/WW 35/XW	244,50
	85/W 85/WW 85/XW	252,00



Kg 0,60

4565 MATS 21x21 cm /W - LED 9W 1447lm 4000K /WW - LED 9W 1364lm 3000K /XW - LED 9W 1309lm 2700K	01/W 01/WW 01/XW	281,00
	02/W 02/WW 02/XW	281,00
	35/W 35/WW 35/XW	281,00
	85/W 85/WW 85/XW	291,00



Dimmerabile TRIAC su richiesta
TRIAC dimmable on request

Kg 1,00

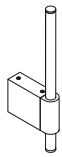
00 Trasparente - 01 Bianco - 02 Nero - 03 Grigio - 05 Rosso - 06 Verde - 08 Giallo - 09 Arancione - 10 Azzurro - 11 Rosa - 14 Lavagna - 21 Dorato lucido
23 Alluminio satinato - 24 Cromo nero - 25 Dorato satinato - 28 Foglia rame - 29 Foglia oro - 30 Foglia argento - 31 Cromato lucido - 32 Nickel satinato

Codice Articolo Prezzo € IVA esclusa

4566 LANCIA MINI

31 cm
/W - LED 5,4W 600lm 4000K
/WW - LED 5,4W 595lm 3000K
/XW - LED 5,4W 537lm 2700K

01/W	01/WW	01/XW	204,50
02/W	02/WW	02/XW	204,50
25/W	25/WW	25/XW	291,00



Orientabile
Adjustable

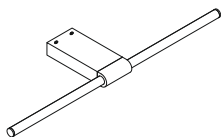


0,40

4567 LANCIA

61 cm
/W - LED 9W 1130lm 4000K
/WW - LED 9W 1010lm 3000K
/XW - LED 9W 945lm 2700K

01/W	01/WW	01/XW	244,50
02/W	02/WW	02/XW	244,50
24/W	24/WW	24/XW	327,50
25/W	25/WW	25/XW	353,50
31/W	31/WW	31/XW	296,50
32/W	32/WW	32/XW	299,00



Orientabile
Adjustable

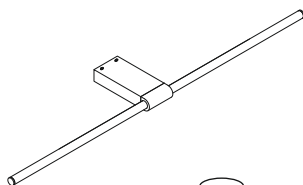


0,80

4568 LANCIA

108 cm
/W - LED 18W 2260lm 4000K
/WW - LED 18W 2020lm 3000K
/XW - LED 18W 1890lm 2700K

01/W	01/WW	01/XW	288,50
02/W	02/WW	02/XW	288,50
24/W	24/WW	24/XW	359,00
25/W	25/WW	25/XW	408,00
31/W	31/WW	31/XW	353,50
32/W	32/WW	32/XW	359,00



Orientabile
Adjustable



1,00

Codice Articolo Prezzo € IVA esclusa

4569 LANCIA

99 cm
/W - LED 16,5W 2072lm 4000K
/WW - LED 16,5W 1852lm 3000K
/XW - LED 16,5W 1732lm 2700K

01/W	01/WW	01/XW	386,00
02/W	02/WW	02/XW	386,00
24/W	24/WW	24/XW	364,00
25/W	25/WW	25/XW	411,00
31/W	31/WW	31/XW	348,50
32/W	32/WW	32/XW	353,50



Orientabile
Adjustable

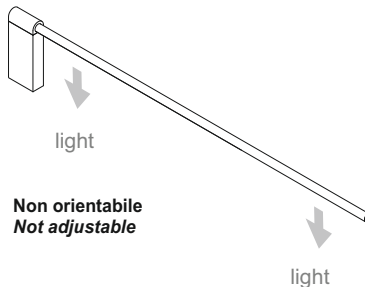


0,90

4570 LANCIA

134 cm
/W - LED 22,5W 2825lm 4000K
/WW - LED 22,5W 2525lm 3000K
/XW - LED 22,5W 2362lm 2700K

01/W	359,00
01/WW	359,00
01/XW	359,00
02/W	359,00
02/WW	359,00
02/XW	359,00



Non orientabile
Not adjustable

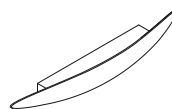


1,10

4574 CI

62 cm
/W - LED 12,5W 1930lm 4000K
/WW - LED 12,5W 1840lm 3000K

01/W	01/WW	337,00
02/W	02/WW	337,00
23/W	23/WW	353,50

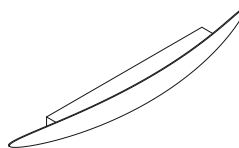


1,70

4575 CI

92 cm
/W - LED 25W 3860lm 4000K
/WW - LED 25W 3680lm 3000K

01/W	01/WW	457,50
02/W	02/WW	457,50
23/W	23/WW	473,00

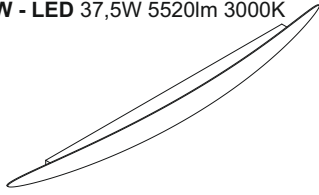


2,00

Codice Articolo Prezzo € IVA esclusa

4576
CI

122 cm
/W - LED 37,5W 5790lm 4000K
/WW - LED 37,5W 5520lm 3000K



01/W	01/WW	629,00
02/W	02/WW	629,00
23/W	23/WW	665,50

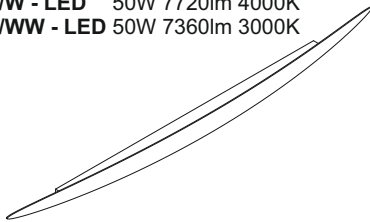


Dimmerabile su richiesta
Dimmable on request

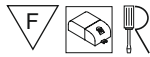
3,00

4577
CI

152 cm
/W - LED 50W 7720lm 4000K
/WW - LED 50W 7360lm 3000K



01/W	01/WW	717,50
02/W	02/WW	717,50
23/W	23/WW	754,00

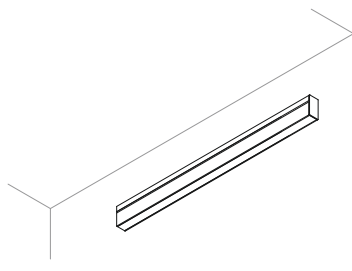


Dimmerabile su richiesta
Dimmable on request

3,90

4578
RAIL

77 cm
/W - LED 13,5W 1695lm 4000K
/WW - LED 13,5W 1515lm 3000K
/XW - LED 13,5W 1417lm 2700K



Misure speciali pagina 152
Customized length page 152

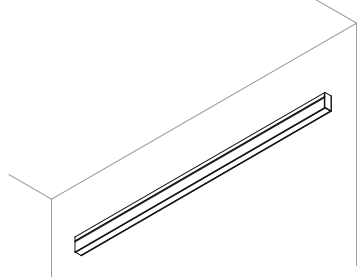


Dimmerabile su richiesta
Dimmable on request

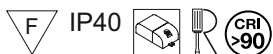
1,10

4579
RAIL

152 cm
/W - LED 27W 3390lm 4000K
/WW - LED 27W 3030lm 3000K
/XW - LED 27W 2835lm 2700K



Misure speciali pagina 152
Customized length page 152



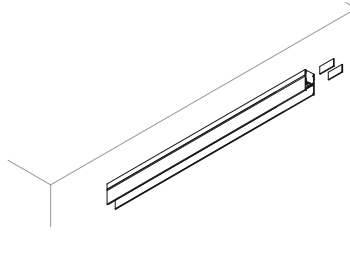
Dimmerabile su richiesta
Dimmable on request

1,50

Codice Articolo Prezzo € IVA esclusa

4580
RAIL SISTEMA

81,5 cm
/W - LED 14,4W 1808lm 4000K
/WW - LED 14,4W 1616lm 3000K
/XW - LED 14,4W 1512lm 2700K



01/W	301,50
01/WW	301,50
01/XW	301,50

Elementi di giunzione inclusi
Junction elements included

Misure speciali pagina 153
Customized length page 153



Dimmerabile su richiesta
Dimmable on request

1,10

0948/100

Diffusore 105 cm - Diffuser 105 cm

16,00

0948/200

Diffusore 205 cm - Diffuser 205 cm

26,00

0948/300

Diffusore 305 cm - Diffuser 305 cm

36,00

0949/100

Copertura 105 cm - Screen 105 cm

10,50

0949/200

Copertura 205 cm - Screen 205 cm

20,50

0949/300

Copertura 305 cm - Screen 305 cm

27,00

0945

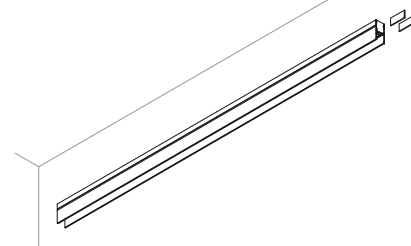
2 testate di chiusura - 2 closing heads

01

8,00

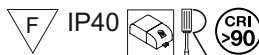
4581
RAIL SISTEMA

151,5 cm
/W - LED 27W 3390lm 4000K
/WW - LED 27W 3030lm 3000K
/XW - LED 27W 2835lm 2700K



Elementi di giunzione inclusi
Junction elements included

Misure speciali pagina 153
Customized length page 153



Dimmerabile su richiesta
Dimmable on request

1,50

0948/100

Diffusore 105 cm - Diffuser 105 cm

16,00

0948/200

Diffusore 205 cm - Diffuser 205 cm

26,00

0948/300

Diffusore 305 cm - Diffuser 305 cm

36,00

0949/100

Copertura 105 cm - Screen 105 cm

10,50

0949/200

Copertura 205 cm - Screen 205 cm

20,50

0949/300

Copertura 305 cm - Screen 305 cm

27,00

0945

2 testate di chiusura
2 closing heads

01

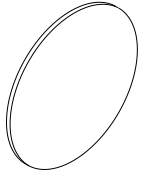
8,00

00 Trasparente - 01 Bianco - 02 Nero - 03 Grigio - 05 Rosso - 06 Verde - 08 Giallo - 09 Arancione - 10 Azzurro - 11 Rosa - 14 Lavagna - 21 Dorato lucido
23 Alluminio satinato - 24 Cromo nero - 25 Dorato satinato - 28 Foglia rame - 29 Foglia oro - 30 Foglia argento - 31 Cromato lucido - 32 Nickel satinato

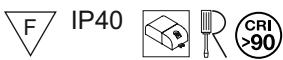
Codice Articolo Prezzo € IVA esclusa

4582 MOONLIGHT

Ø 50
/W - LED 15W 1840lm 4000K
/WW - LED 15W 1650lm 3000K
/XW - LED 15W 1560lm 2700K



01/W	01/WW	01/XW	408,50
/DIM	463,00	/DALI	478,50
14/W	14/WW	14/XW	416,00
/DIM	470,50	/DALI	486,00
29/W	29/WW	29/XW	587,00
/DIM	639,50	/DALI	655,00
30/W	30/WW	30/XW	587,00
/DIM	639,50	/DALI	655,00
56/W	56/WW	56/XW	444,50
/DIM	515,00	/DALI	530,50

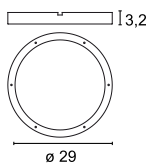


01 Kg 1,80
56 Kg 2,80

0963

Distanziale per composizione multipla


Kit for overlapping



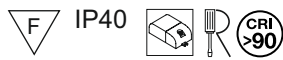
01 67,50

4583 MOONLIGHT

Ø 70
/W - LED 24W 2944lm 4000K
/WW - LED 24W 2640lm 3000K
/XW - LED 24W 2496lm 2700K



01/W	01/WW	01/XW	494,00
/DIM	546,00	/DALI	561,50
14/W	14/WW	14/XW	509,50
/DIM	561,50	/DALI	577,00
29/W	29/WW	29/XW	717,50
/DIM	769,50	/DALI	785,00
30/W	30/WW	30/XW	717,50
/DIM	769,50	/DALI	785,00
56/W	56/WW	56/XW	613,50
/DIM	665,50	/DALI	681,00



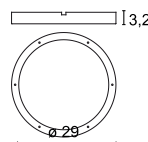
Dimmerabile su richiesta
Dimmable on request

Kg 3,00

0963

Distanziale per composizione multipla

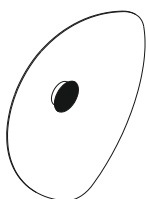
Kit for overlapping



01 67,50

4584 FLOWER

Ø 40 cm
LED 12,9W 1650lm 3000K



01/WW	468,00
29/WW	613,50
30/WW	613,50




Kg 1,60

Codice Articolo Prezzo € IVA esclusa

4585 FLOWER MAXI

Ø 50 cm
LED 12,9W 1650lm 3000K



01/WW	530,50
29/WW	712,50
30/WW	712,50

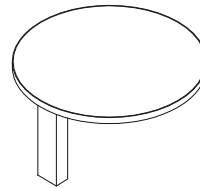


Dimmerabile su richiesta
Dimmable on request

Kg 2,10

4587 BUREAU

Ø 37 cm
H 35 cm
/W - LED 25,3W 4080lm 4000K
/WW - LED 25,3W 3880lm 3000K
/XW - LED 25,3W 3720lm 2700K



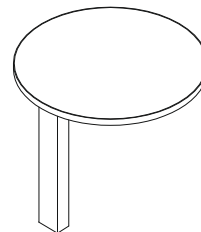
01/W	542,50
01/WW	542,50
01/XW	542,50
02/W	542,50
02/WW	542,50
02/XW	542,50
05/W	542,50
05/WW	542,50
05/XW	542,50



Kg 1,70

4588 BUREAU DIM

Ø 37 cm
H 42 cm



01/W	01/WW	01/XW	/DIM	530,50
02/W	02/WW	02/XW	/DIM	530,50
05/W	05/WW	05/XW	/DIM	530,50
1...10V	su richiesta on request			
01/W	01/WW	01/XW	/DALI	546,00
02/W	02/WW	02/XW	/DALI	546,00
05/W	05/WW	05/XW	/DALI	546,00



/W - LED 25,3W 4080lm 4000K
/WW - LED 25,3W 3880lm 3000K
/XW - LED 25,3W 3720lm 2700K

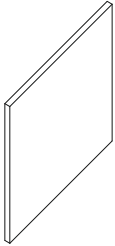


Kg 2,00

Codice Articolo Prezzo € IVA esclusa

4590 Q LIGHT

50x50
/W - LED 15W 1840lm 4000K
/WW - LED 15W 1650lm 3000K
/XW - LED 15W 1560lm 2700K

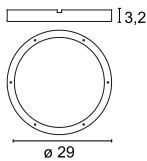


01/W	01/WW	01/XW	418,50
14/W	14/WW	14/XW	431,50
29/W	29/WW	29/XW	613,50
30/W	30/WW	30/XW	613,50
56/W	56/WW	56/XW	457,50

F IP40 **CRI >90** Dimmerabile su richiesta *Dimmable on request* 2,00

0963
Distanziale per composizione multipla

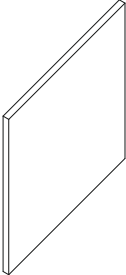
Kit for overlapping



01 67,50 0,30

4591 Q LIGHT

70x70
/W - LED 24W 2944lm 4000K
/WW - LED 24W 2640lm 3000K
/XW - LED 24W 2496lm 2700K

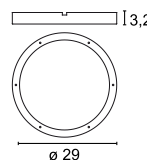


01/W	01/WW	01/XW	509,50
14/W	14/WW	14/XW	520,00
29/W	29/WW	29/XW	749,00
30/W	30/WW	30/XW	749,00

F IP40 **CRI >90** Dimmerabile su richiesta *Dimmable on request* 3,20

0963
Distanziale per composizione multipla

Kit for overlapping



01 67,50 0,30

4592 ECLIPSE

Ø 20 cm
8W GX53 LED 2700K 650lm (art. 0103/XW)
8W GX53 LED 3000K 680lm (art. 0103/WW)
8W GX53 LED 4000K 700lm (art. 0103/W)



01	114,50
02	119,50
25	161,00
28	197,50
29	182,00
32	135,00
35	119,50
56	130,00

Su richiesta è possibile personalizzare lo schermo con lavorazioni a taglio laser
Customized laser cut drawing available on request

F 0,45

Codice Articolo Prezzo € IVA esclusa

4593 ECLIPSE QUADRA

20x20 cm
8W GX53 LED 2700K 650lm (art. 0103/XW)
8W GX53 LED 3000K 680lm (art. 0103/WW)
8W GX53 LED 4000K 700lm (art. 0103/W)



01	125,00
02	130,00
35	130,00

0,45

4594 DEMI

20x20
8W GX53 LED 2700K 650lm (art. 0103/XW)
8W GX53 LED 3000K 680lm (art. 0103/WW)
8W GX53 LED 4000K 700lm (art. 0103/W)

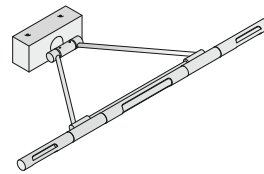


01	104,00
02.21	109,00

0,20

4595 IKON MAXI

L 60 cm
/WW - LED 7,5W 1320lm 3000K
/XW - LED 7,5W 1250lm 2700K

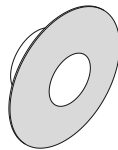


21/WW	517,50
21/XW	517,50
31/WW	450,00
31/XW	450,00
32/WW	476,00
32/XW	476,00

1,10

4596 ELLEIN

Ø 20 cm
8W GX53 LED 2700K 650lm (art. 0103/XW)
8W GX53 LED 3000K 680lm (art. 0103/WW)
8W GX53 LED 4000K 700lm (art. 0103/W)

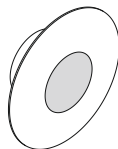


01	151,00
02	151,00
35	151,00

0,45

4599 ELLEOUT

Ø 20 cm
8W GX53 LED 2700K 650lm (art. 0103/XW)
8W GX53 LED 3000K 680lm (art. 0103/WW)
8W GX53 LED 4000K 700lm (art. 0103/W)



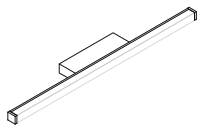
01	156,00
02	156,00
35	156,00

0,45

Codice Articolo Prezzo € IVA esclusa

4601 EXTRA

63 cm
 /W - LED 9W 1104lm 4000K
 /WW - LED 9W 990lm 3000K
 /XW - LED 9W 936lm 2700K



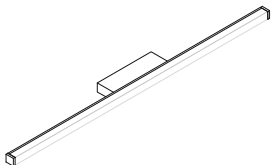
31/W	252,00
31/WW	252,00
31/XW	252,00

Set di tappi bianchi e cromo inclusi
 White and chrome caps included

F IP40 Dimmerabile TRIAC su richiesta
 TRIAC dimmable on request Kg 0,80

4602 EXTRA

83 cm
 /W - LED 12,5W 1472lm 4000K
 /WW - LED 12,5W 1320lm 3000K
 /XW - LED 12,5W 1248lm 2700K



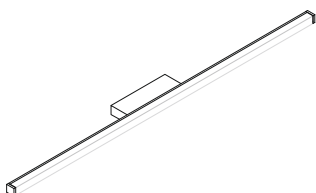
31/W	265,00
31/WW	265,00
31/XW	265,00

Set di tappi bianchi e cromo inclusi
 White and chrome caps included

F IP40 Dimmerabile TRIAC su richiesta
 TRIAC dimmable on request Kg 0,90

4603 EXTRA

123 cm
 /W - LED 18W 2208lm 4000K
 /WW - LED 18W 1980lm 3000K
 /XW - LED 18W 1872lm 2700K



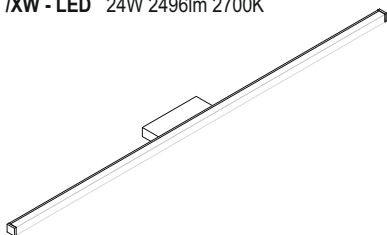
31/W	296,50
31/WW	296,50
31/XW	296,50

Set di tappi bianchi e cromo inclusi
 White and chrome caps included

F IP40 Dimmerabile TRIAC su richiesta
 TRIAC dimmable on request Kg 1,00

4604 EXTRA

163 cm
 /W - LED 24W 2944lm 4000K
 /WW - LED 24W 2640lm 3000K
 /XW - LED 24W 2496lm 2700K



31/W	338,00
31/WW	338,00
31/XW	338,00

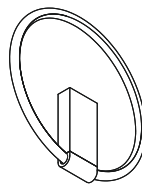
Set di tappi bianchi e cromo inclusi
 White and chrome caps included

F IP40 Dimmerabile TRIAC su richiesta
 TRIAC dimmable on request Kg 1,20

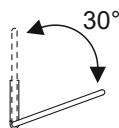
Codice Articolo Colore Prezzo € IVA esclusa

4605 LANCIA TONDA

Ø 35 cm
 /W - LED 18W 2260lm 4000K
 /WW - LED 18W 2020lm 3000K
 /XW - LED 18W 1890lm 2700K



Non orientabile
 Not adjustable



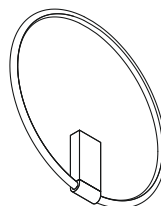
Inclinazione da definire in fase di installazione
 Inclination to be defined during installation

01/W	01/WW	01/XW	390,00
02/W	02/WW	02/XW	390,00
25/W	25/WW	25/XW	494,00
31/W	31/WW	31/XW	437,00
85/W	85/WW	85/XW	400,50
86/W	86/WW	86/XW	400,50
87/W	87/WW	87/XW	400,50
88/W	88/WW	88/XW	400,50

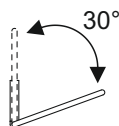
F Kg 0,75

4606 LANCIA TONDA

Ø 50 cm
 /W - LED 27W 3390lm 4000K
 /WW - LED 27W 3030lm 3000K
 /XW - LED 27W 2835lm 2700K



Non orientabile
 Not adjustable



Inclinazione da definire in fase di installazione
 Inclination to be defined during installation

01/W	01/WW	01/XW	431,50
02/W	02/WW	02/XW	431,50
25/W	25/WW	25/XW	587,50
31/W	31/WW	31/XW	515,00
85/W	85/WW	85/XW	439,50
86/W	86/WW	86/XW	439,50
87/W	87/WW	87/XW	439,50
88/W	88/WW	88/XW	439,50

Codice
Articolo

Prezzo €
IVA esclusa

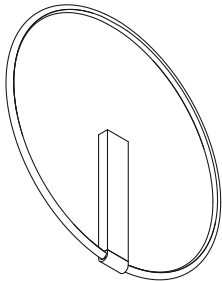
Codice
Articolo

Prezzo €
IVA esclusa

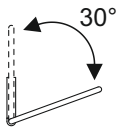
4607 LANCIA TONDA

Ø 70 cm

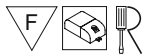
/W- LED 36W 4520lm 4000K
/WW- LED 36W 4040lm 3000K
/XW- LED 36W 3780lm 2700K



Non orientabile
Not adjustable



Inclinazione da definire in fase di installazione
Inclination to be defined during installation

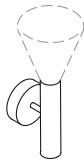


Dimmerabile su richiesta
Dimmable on request

2,30

4608 OLIM

H 20 cm



21 245,00
25 245,00

Senza lampadina
Without bulb



0,90

01LP2

6W 2700K 540lm CRI>90

Ø 14 cm
H 17 cm



57 88,50

01LP8

6W 2700K 540lm CRI>90

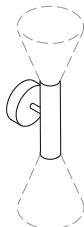
Ø 15,4 cm
H 19 cm



57 76,00

4609 OLIM

H 20 cm



21 262,00
25 262,00

Senza lampadina
Without bulb



1,00

01LP2

6W 2700K 540lm CRI>90

Ø 14 cm
H 17 cm

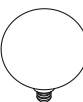


57 88,50

01LP8

6W 2700K 540lm CRI>90

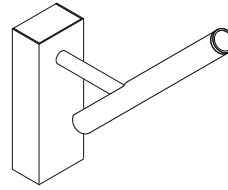
Ø 15,4 cm
H 19 cm



57 76,00

4610 NEWTON SLIM

/W - LED 8,9W 1353lm 4000K
/WW - LED 8,9W 1303lm 3000K
/XW - LED 8,9W 1244lm 2700K



Orientabile
Adjustable

01/W	01/WW	01/XW	/25	249,00
01/W	01/WW	01/XW	/48	249,00
01/W	01/WW	01/XW	/ST	249,00
01/W	01/WW	01/XW	/63	249,00
02/W	02/WW	02/XW	/25	249,00
02/W	02/WW	02/XW	/48	249,00
02/W	02/WW	02/XW	/ST	249,00
02/W	02/WW	02/XW	/63	249,00
31/W	31/WW	31/XW	/25	283,00
31/W	31/WW	31/XW	/48	283,00
31/W	31/WW	31/XW	/ST	283,00
31/W	31/WW	31/XW	/63	283,00



0,60

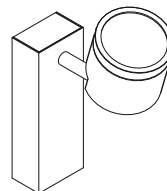
0265

Diffusore in vetro Pyrex sabbato
Sand-blasted Pyrex glass diffuser

01 02 64,00

4611 NEWTON FLAT

/W - LED 8,9W 1353lm 4000K
/WW - LED 8,9W 1303lm 3000K
/XW - LED 8,9W 1244lm 2700K



Orientabile
Adjustable

01/W	01/WW	01/XW	/13	300,50
01/W	01/WW	01/XW	/40	300,50
01/W	01/WW	01/XW	/ST	300,50
02/W	02/WW	02/XW	/13	300,50
02/W	02/WW	02/XW	/40	300,50
02/W	02/WW	02/XW	/ST	300,50
31/W	31/WW	31/XW	/13	353,00
31/W	31/WW	31/XW	/40	353,00
31/W	31/WW	31/XW	/ST	353,00



0,60

0264

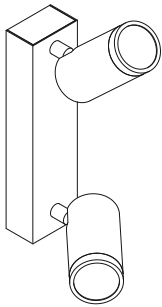
Parabola decorativa
Decorative parabolic reflector

01 02 81,00

00 Trasparente - 01 Bianco - 02 Nero - 03 Grigio - 05 Rosso - 06 Verde - 08 Giallo - 09 Arancione - 10 Azzurro - 11 Rosa - 14 Lavagna - 21 Dorato lucido
23 Alluminio satinato - 24 Cromo nero - 25 Dorato satinato - 28 Foglia rame - 29 Foglia oro - 30 Foglia argento - 31 Cromato lucido - 32 Nickel satinato

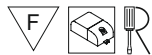
4612 NEWTON

/W - LED 17,8W - 2706lm 4000K
/WW - LED 17,8W - 2606lm 3000K
/XW - LED 17,8W - 2488lm 2700K



Orientabile
Adjustable

01/W 01/WW 01/XW /24	466,00
01/W 01/WW 01/XW /38	466,00
01/W 01/WW 01/XW /ST	466,00
01/W 01/WW 01/XW /58	466,00
02/W 02/WW 02/XW /24	466,00
02/W 02/WW 02/XW /38	466,00
02/W 02/WW 02/XW /ST	466,00
02/W 02/WW 02/XW /58	466,00
31/W 31/WW 31/XW /24	533,00
31/W 31/WW 31/XW /38	533,00
31/W 31/WW 31/XW /ST	533,00
31/W 31/WW 31/XW /58	533,00



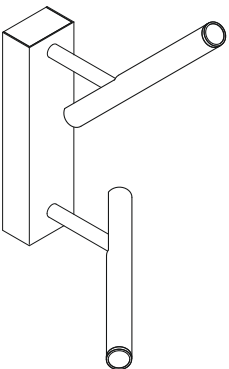
1,25

0267 Frangiluce - Louvres **01 02** 38,00

0274 Schermo antiabbagliamento
Anti-glare screen **01 02** 38,50

4613 NEWTON SLIM

/W - LED 17,8W - 2706lm 4000K
/WW - LED 17,8W - 2606lm 3000K
/XW - LED 17,8W - 2488lm 2700K



Orientabile
Adjustable

01/W 01/WW 01/XW /25	467,00
01/W 01/WW 01/XW /48	467,00
01/W 01/WW 01/XW /ST	467,00
01/W 01/WW 01/XW /63	467,00
02/W 02/WW 02/XW /25	467,00
02/W 02/WW 02/XW /48	467,00
02/W 02/WW 02/XW /ST	467,00
02/W 02/WW 02/XW /63	467,00
31/W 31/WW 31/XW /25	534,00
31/W 31/WW 31/XW /48	534,00
31/W 31/WW 31/XW /ST	534,00
31/W 31/WW 31/XW /63	534,00

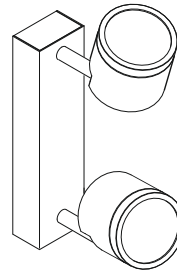


1,25

0265 Diffusore in vetro Pyrex sabbato
Sand-blasted Pyrex glass diffuser **01 02** 64,00

4614 NEWTON FLAT

/W - LED 17,8W - 2706lm 4000K
/WW - LED 17,8W - 2606lm 3000K
/XW - LED 17,8W - 2488lm 2700K



Orientabile
Adjustable

01/W 01/WW 01/XW /13	578,00
01/W 01/WW 01/XW /40	578,00
01/W 01/WW 01/XW /ST	578,00
02/W 02/WW 02/XW /13	578,00
02/W 02/WW 02/XW /40	578,00
02/W 02/WW 02/XW /ST	578,00
31/W 31/WW 31/XW /13	698,50
31/W 31/WW 31/XW /40	698,50
31/W 31/WW 31/XW /ST	698,50



1,25

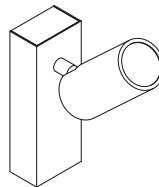
0264 Parabola decorativa
Decorative parabolic reflector **01 02** 81,00

4618 NEWTON EASY

7W GU10 LED (art. 0094/16)

01 183,50

02 183,50



Orientabile
Adjustable



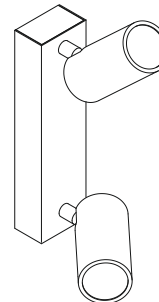
0,50

4619 NEWTON EASY

2x7W GU10 LED (art. 0094/16)

01 375,50

02 375,50

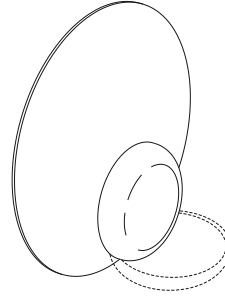



Orientabile
Adjustable



0,80

Codice Articolo		Prezzo € IVA esclusa	Codice Articolo		Prezzo € IVA esclusa
4620 MOONLIGHT Ø 88 /W - LED 33W 4150lm 4000K /WW - LED 33W 3700lm 3000K /XW - LED 33W 3460lm 2700K	01/W 01/WW 01/XW	655,00	4628 AURORA DIM Ø 32 cm /W - LED 12,6W 2390lm 4000K /WW - LED 12,6W 2253lm 3000K /XW - LED 12,6W 2156lm 2700K	01 /W /WW /XW	330,00
	14/W 14/WW 14/XW	671,00		02.29 /W /WW /XW	468,00
	29/W 29/WW 29/XW	925,50		25.01 /W /WW /XW	379,50
	30/W 30/WW 30/XW	925,50		32.01 /W /WW /XW	359,00



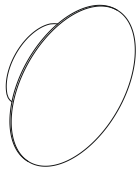
Orientabile
Adjustable



Kg 1,50

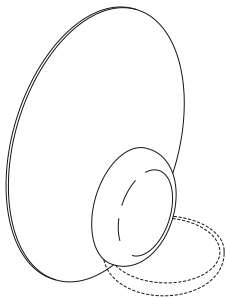
F IP40 LED >90 Dimmerabile su richiesta
Dimmable on request Kg 4,00

4625 ECLIPSE IP Ø 24 cm LED 8,7W 670lm 3000K	01/WW	273,00
	34/WW	296,50
	39/WW	296,50



F IP65 LED >90 Kg 1,50

4627 AURORA Ø 32 cm /W - LED 12,6W 2390lm 4000K /WW - LED 12,6W 2253lm 3000K /XW - LED 12,6W 2156lm 2700K	01 /W /WW /XW	301,00
	02.29 /W /WW /XW	437,00
	25.01 /W /WW /XW	366,50
	32.01 /W /WW /XW	340,50

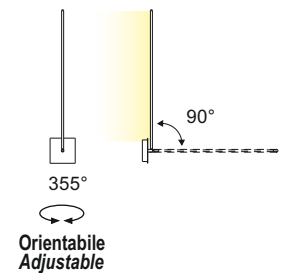
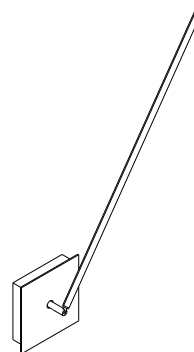


Orientabile
Adjustable

F LED >90 Alimentatore multipotenza
Multipower LED driver Kg 1,50

F LED >90 Kg 1,50

4631 MATITA H 50 cm /W - LED 6,2W 740lm 4000K /WW - LED 6,2W 675lm 3000K /XW - LED 6,2W 600lm 2700K	02/W 02/WW 02/XW	197,50
--	----------------------	--------



Orientabile
Adjustable

F LED >90 Kg 0,80

00 Trasparente - 01 Bianco - 02 Nero - 03 Grigio - 05 Rosso - 06 Verde - 08 Giallo - 09 Arancione - 10 Azzurro - 11 Rosa - 14 Lavagna - 21 Dorato lucido
23 Alluminio satinato - 24 Cromo nero - 25 Dorato satinato - 28 Foglia rame - 29 Foglia oro - 30 Foglia argento - 31 Cromato lucido - 32 Nickel satinato

Codice
Articolo

Prezzo €
IVA esclusa

Codice
Articolo

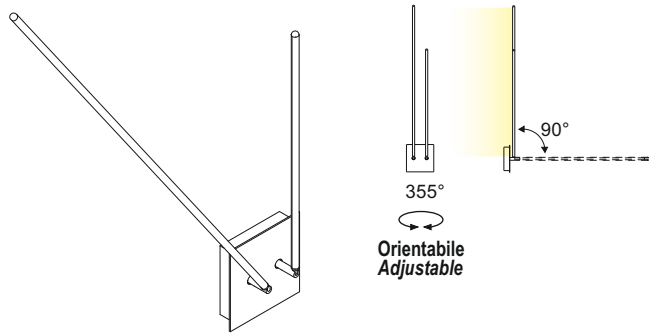
Prezzo €
IVA esclusa

4632 MATITA


H 50 - 30 cm

/W - LED 10,2W 1184lm 4000K
/WW - LED 10,2W 1080lm 3000K
/XW - LED 10,2W 960lm 2700K

02/W | 02/WW | 02/XW 262,50



Orientabile
Adjustable



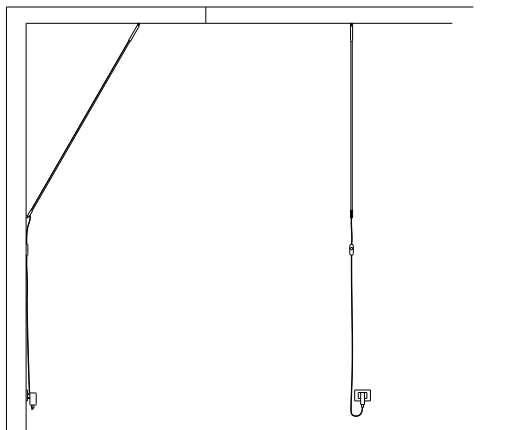
Kg 1,00

4633 MATITA

L 168 cm

/W - LED 19W 2020lm 4000K
/WW - LED 19W 2025lm 3000K
/XW - LED 19W 1800lm 2700K

02/W | 02/WW | 02/XW 379,50




F III R CRI >90 COMPLETA DI DIMMER SU CAVO NERO
WITH DIMMER ON BLACK CABLE Kg 0,30

4634 MATITA

L 226 cm

/W - LED 27,5W 3256lm 4000K
/WW - LED 27,5W 2970lm 3000K
/XW - LED 27,5W 2640lm 2700K

02/W | 02/WW | 02/XW 379,50



Non orientabile
Not adjustable

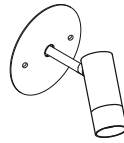
F III R CRI >90 Dimmerabile TRIAC su richiesta
TRIAC dimmable on request

Kg 0,80

4640 IRIS

L 10 cm

/W - LED 6,1W 17,3V 350mA 975lm 4000K
/WW - LED 6,1W 17,3V 350mA 939lm 3000K
/XW - LED 6,1W 17,3V 350mA 896lm 2700K



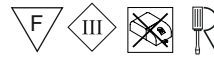
Orientabile
Adjustable

01/W | 01/WW | 01/XW /25 /48 /63 113,00

01/W | 01/WW | 01/XW /ST 113,00

02/W | 02/WW | 02/XW /25 /48 /63 113,00

02/W | 02/WW | 02/XW /ST 113,00



Kg 0,23

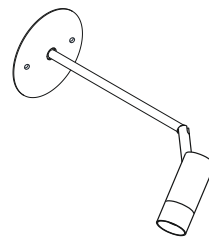
0279 Box per muratura
Wall box 2,00

0137/LED Driver 350 mA, 1 Iris 26,00

4641 IRIS

L 30 cm

/W - LED 6,1W 17,3V 350mA 975lm 4000K
/WW - LED 6,1W 17,3V 350mA 939lm 3000K
/XW - LED 6,1W 17,3V 350mA 896lm 2700K



Orientabile
Adjustable

01/W | 01/WW | 01/XW /25 /48 /63 146,00

01/W | 01/WW | 01/XW /ST 146,00

02/W | 02/WW | 02/XW /25 /48 /63 146,00

02/W | 02/WW | 02/XW /ST 146,00



Kg 0,35

0279 Box per muratura
Wall box 2,00

0137/LED Driver 350 mA, 1 Iris 26,00

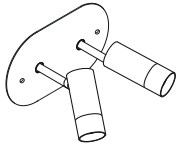
33 Acciaio satinato - 34 Verniciato corten - 35 Verniciato sabbia - 38 Ramato lucido - 39 Verniciato antracite - 45 Alluminio anodizzato
50 Cristallo - 56 Specchio - 57 Vetro bianco - 85 Verniciato argento - 86 Verniciato oro - 87 Verniciato rame - 88 Verniciato bronzo

Codice
Articolo

Prezzo €
IVA esclusa

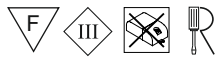
4642 IRIS

L 10 cm
/W - LED 12,2W 17,3V 350mA 1950lm 4000K
/WW - LED 12,2W 17,3V 350mA 1878lm 3000K
/XW - LED 12,2W 17,3V 350mA 1792lm 2700K



01/W	01/WW	01/XW	/25	/48	/63	196,00
01/W	01/WW	01/XW	/ST			196,00
02/W	02/WW	02/XW	/25	/48	/63	196,00
02/W	02/WW	02/XW	/ST			196,00

Orientabile
Adjustable



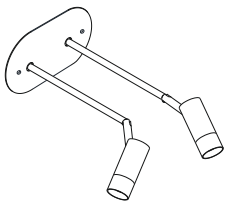
0,30

0280 Box per muratura
Wall box 2,00

0128 Driver 350 mA, 1 Art. 4642 35,50

4643 IRIS

L 30 cm
/W - LED 12,2W 17,3V 350mA 1950lm 4000K
/WW - LED 12,2W 17,3V 350mA 1878lm 3000K
/XW - LED 12,2W 17,3V 350mA 1792lm 2700K



01/W	01/WW	01/XW	/25	/48	/63	242,00
01/W	01/WW	01/XW	/ST			242,00
02/W	02/WW	02/XW	/25	/48	/63	242,00
02/W	02/WW	02/XW	/ST			242,00

Orientabile
Adjustable



0,45

0280 Box per muratura
Wall box 2,00

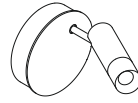
0128 Driver 350 mA, 1 Art. 4643 35,50

Codice
Articolo

Prezzo €
IVA esclusa

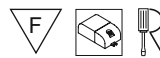
4650 IRIS

L 13 cm
/W - LED 6,1W 975lm 4000K
/WW - LED 6,1W 930lm 3000K
/XW - LED 6,1W 896lm 2700K



Orientabile
Adjustable


01/W	01/WW	01/XW	/25			176,50
01/W	01/WW	01/XW	/48			176,50
01/W	01/WW	01/XW	/63			176,50
01/W	01/WW	01/XW	/ST			176,50
02/W	02/WW	02/XW	/25			176,50
02/W	02/WW	02/XW	/48			176,50
02/W	02/WW	02/XW	/63			176,50
02/W	02/WW	02/XW	/ST			176,50



0,30

4651 IRIS

L 33 cm
/W - LED 6,1W 975lm 4000K
/WW - LED 6,1W 930lm 3000K
/XW - LED 6,1W 896lm 2700K



Orientabile
Adjustable


01/W	01/WW	01/XW	/25			192,50
01/W	01/WW	01/XW	/48			192,50
01/W	01/WW	01/XW	/63			192,50
01/W	01/WW	01/XW	/ST			192,50
02/W	02/WW	02/XW	/25			192,50
02/W	02/WW	02/XW	/48			192,50
02/W	02/WW	02/XW	/63			192,50
02/W	02/WW	02/XW	/ST			192,50



0,35

4652 IRIS

L 48 cm
/W - LED 6,1W 975lm 4000K
/WW - LED 6,1W 930lm 3000K
/XW - LED 6,1W 896lm 2700K



Orientabile
Adjustable

01/W	01/WW	01/XW	/25			201,50
01/W	01/WW	01/XW	/48			201,50
01/W	01/WW	01/XW	/63			201,50
01/W	01/WW	01/XW	/ST			201,50
02/W	02/WW	02/XW	/25			201,50
02/W	02/WW	02/XW	/48			201,50
02/W	02/WW	02/XW	/63			201,50
02/W	02/WW	02/XW	/ST			201,50



0,40

00 Trasparente - 01 Bianco - 02 Nero - 03 Grigio - 05 Rosso - 06 Verde - 08 Giallo - 09 Arancione - 10 Azzurro - 11 Rosa - 14 Lavagna - 21 Dorato lucido
23 Alluminio satinato - 24 Cromo nero - 25 Dorato satinato - 28 Foglia rame - 29 Foglia oro - 30 Foglia argento - 31 Cromato lucido - 32 Nickel satinato

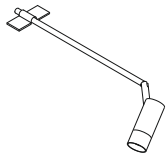
Codice
Articolo

Prezzo €
IVA esclusa

4655 IRIS

L 50 cm

/W - LED 6,1W 17,3V 350mA 975lm 4000K
/WW - LED 6,1W 17,3V 350mA 939lm 3000K
/XW - LED 6,1W 17,3V 350mA 896lm 2700K



Orientabile
Adjustable

01/W	01/WW	01/XW	/25	/48	/63	155,50
01/W	01/WW	01/XW	/ST			155,50
02/W	02/WW	02/XW	/25	/48	/63	155,50
02/W	02/WW	02/XW	/ST			155,50
25/W	25/WW	25/XW	/25	/48	/63	185,50
25/W	25/WW	25/XW	/ST			185,50



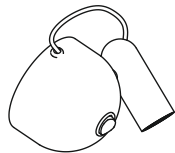
Kg 0,20

0137/LED Driver 350 mA, 1 Iris

26,00

4670 LEGGO

/W - LED 2,5W 150mA 432lm 4000K
/WW - LED 2,5W 150mA 416lm 3000K
/XW - LED 2,5W 150mA 399lm 2700K



Posizionamento magnetico dello Spot
Magnetic positioning of the Spot

Orientabile
Adjustable

01/W	01/WW	01/XW	178,50
02/W	02/WW	02/XW	178,50



COMPLETA DI PULSANTE ON-OFF
WITH ON-OFF SWITCH BUTTON

Kg 0,35

33 Acciaio satinato - 34 Verniciato corten - 35 Verniciato sabbia - 38 Ramato lucido - 39 Verniciato antracite - 45 Alluminio anodizzato
50 Cristallo - 56 Specchio - 57 Vetro bianco - 85 Verniciato argento - 86 Verniciato oro - 87 Verniciato rame - 88 Verniciato bronzo

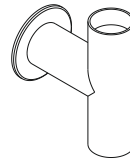
Codice
Articolo

Prezzo €
IVA esclusa


4672 RACCORDI DI LUCE

Ø 3,4 cm

/W - LED 4W 500mA 418lm 4000K
/WW - LED 4W 500mA 398lm 3000K
/XW - LED 4W 500mA 378lm 2700K



01/W	01/WW	01/XW	296,50
02/W	02/WW	02/XW	296,50
33/W	33/WW	33/XW	307,00
34/W	34/WW	34/XW	296,50



Kg 0,31

0127 Driver 500 mA

38,00

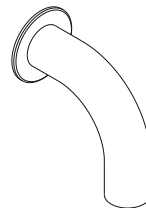
0143/IP Driver IP67 500 mA

51,00


4673 RACCORDI DI LUCE

Ø 3,4 cm

/W - LED 2W 500mA 209lm 4000K
/WW - LED 2W 500mA 199lm 3000K
/XW - LED 2W 500mA 189lm 2700K



01/W	01/WW	01/XW	203,00
02/W	02/WW	02/XW	203,00
33/W	33/WW	33/XW	210,50
34/W	34/WW	34/XW	203,00



Kg 0,25

0127 Driver 500 mA

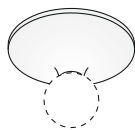
38,00

0143/IP Driver IP67 500 mA

51,00

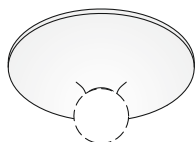
Codice Articolo Prezzo € IVA esclusa

5038 LUNA Ø 25 cm 7W E27 LED (art. 0102/MINI)	01	43,00
	02	44,00
	35	44,00



Kg 0,30

5039 LUNA Ø 35 cm 7W E27 LED (art. 0102) 11W E27 LED (art. 0106/ML)	01	54,50
	02	54,50
	35	54,50



Kg 0,40

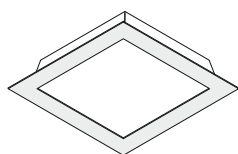
5132* FRIDA **Eliminato Deleted*

5134* FRIDA **Eliminato Deleted*

5139* FRIDA **Eliminato Deleted*

5150* FRIDA **Eliminato Deleted*

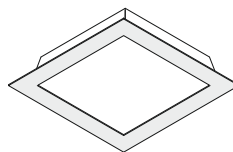
5159 FLIP MAXI 32x32 cm /W - LED 17,3W 2330lm 4000K /WW - LED 17,3W 2200lm 3000K	01/W 01/WW	296,50
	02/W 02/WW	296,50
	31/W 31/WW	ELIMINATA
	32/W 32/WW	369,00
	35/W 35/WW	296,50



Kg 2,30

Codice Articolo Prezzo € IVA esclusa

5161 FLIP MAXI DIM 32x32 cm /W - LED 17,3W 2330lm 4000K /WW - LED 17,3W 2200lm 3000K	01/W 01/WW /DIM	327,50
	02/W 02/WW /DIM	327,50
	31/W 31/WW /DIM	ELIMINATA
	32/W 32/WW /DIM	395,00
	35/W 35/WW /DIM	327,50



PUSH 1...10V

01/W 01/WW /DALI 338,00

02/W 02/WW /DALI 338,00

31/W 31/WW /DALI ELIMINATA

32/W 32/WW /DALI 405,50

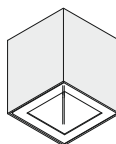
35/W 35/WW /DALI 338,00

DALI



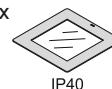
Kg 2,30

5176 ALEA 10x10x10cm 7W GU10 LED (art. 0094/...) 7W GU10 LED DIM (art. 0104/...)	01	161,00
	02	161,00
	35	161,00



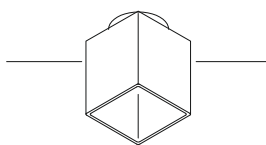
Kg 0,50

0205 Cornice in acciaio con vetro Pyrex sabbato (max 50W GU10) Steel frame with sandblasted Pyrex glass (max 50W GU10)	01	27,00
	02	27,00
	35	27,00



IP40

5185 ALEA 10x10x13 3,5W G9 LED (art. 0092/16)	57	112,00
--	-----------	--------

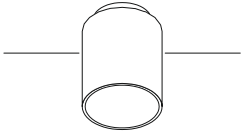


Kg 0,80

00 Trasparente - 01 Bianco - 02 Nero - 03 Grigio - 05 Rosso - 06 Verde - 08 Giallo - 09 Arancione - 10 Azzurro - 11 Rosa - 14 Lavagna - 21 Dorato lucido
23 Alluminio satinato - 24 Cromo nero - 25 Dorato satinato - 28 Foglia rame - 29 Foglia oro - 30 Foglia argento - 31 Cromato lucido - 32 Nickel satinato


Codice Articolo Prezzo € IVA esclusa

5186 FOKUS **57** 114,50
 H 14 cm
 Ø 11 cm
 3,5W G9 LED (art. 0092/16)



0,80

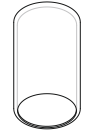
5229 MATASSA **00** 229,00
 Ø 23 cm
 3,5W G9 LED (art. 0092/16)



2,00

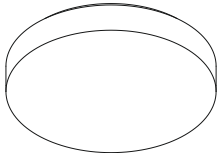
5230* MATASSA ***Eliminato Deleted**

5233 PRÊT-À-PORTER **01** 226,00
 H 24 cm
 Ø 12 cm
 12W E27 LED (art. 0109/12...)



1,00

5234 MUSA E27 **57** 286,00
 Ø 40 cm
 2x15W E27 LED (art. 0109/15...)
 2x12W E27 LED (art. 0109/12...)


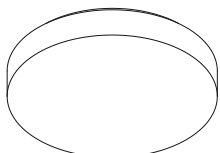


LED version art. 5235



2,80

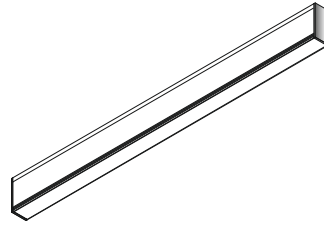
5235 MUSA **57/W** 390,00
 Ø 40 cm
 /W - LED 17,2W 2617lm 4000K **57/WW** 390,00
 /WW - LED 17,2W 2452lm 3000K



2,80

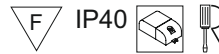
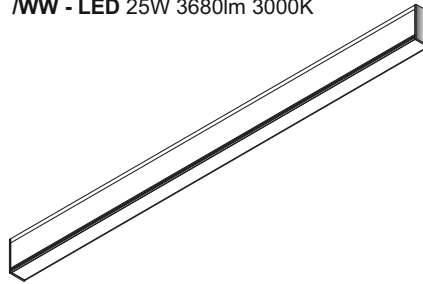
Codice Articolo Prezzo € IVA esclusa

5236 PHANTOM 90 **01/W** 322,50
 89 cm
 /W - LED 18,8W 2910lm 4000K
 /WW - LED 18,8W 2770lm 3000K



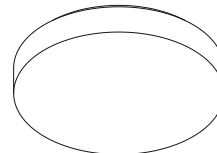
1,40

5237 PHANTOM 120 **01/W** 374,50
 119 cm
 /W - LED 25W 3860lm 4000K
 /WW - LED 25W 3680lm 3000K



1,70

5241 MUSA DIM **57/W /DIM** 411,00
 Ø 40 cm
 /W - LED 17,2W 2617lm 4000K **57/WW /DIM** 411,00
 /WW - LED 17,2W 2452lm 3000K



1...10V

57/W /DALI 431,50

57/WW /DALI 431,50

5242 PHANTOM 90 DIM **01/W /DIM** 379,50
 89 cm
 /W - LED 18,8W 2770lm 3000K **01/WW /DIM** 379,50
 18,8W 2910lm 4000K



2,80

1...10V

01/W /DALI 390,00

01/WW /DALI 390,00



1,40

Codice Articolo Prezzo €
IVA esclusa

**5243
PHANTOM 120 LED**

**DIMMERABILE
DIMMABLE**

119 cm
/W - LED 25W 3860lm 4000K
/WW - LED 25W 3680lm 3000K

01/W /DIM 431,50


01/WW /DIM 431,50




PUSH 1...10 V

01/W /DALI 442,00

01/WW /DALI 442,00

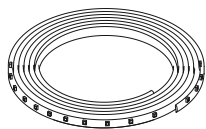
DALI



F IP40   **1...10 V**  **Kg** 1,70

**5511
ASTRA**

/W - LED 24V 5mt 4000K
/WW - LED 24V 5mt 3000K
/XW - LED 24V 5mt 2700K



	L	W	lm	LED color	
9.6/W *	5 mt	48W	5400lm	4000K	165,00
9.6/WW *	5 mt	48W	5100lm	3000K	165,00
9.6/XW *	5 mt	48W	4800lm	2700K	165,00
15/W *	5 mt	75W	9200lm	4000K	197,50
15/WW *	5 mt	75W	8250lm	3000K	197,50
15/XW *	5 mt	75W	7800lm	2700K	197,50

*** Profili in alluminio anodizzato e optional pagina 141
Anodized aluminum profiles and optionals page 141**

	L	W	lm	LED color	
18/W	5 mt	90W	12000lm	4000K	197,50
18/WW	5 mt	90W	11900lm	3000K	197,50
18/XW	5 mt	90W	10750lm	2700K	197,50
25/W	5 mt	125W	14300lm	4000K	197,50
25/WW	5 mt	125W	13500lm	3000K	197,50
25/XW	5 mt	125W	12500lm	2700K	197,50

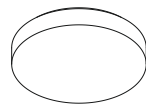
F **III**  **CRI >90**

Codice Articolo Prezzo €
IVA esclusa

**5518*
MUSA 20**

LED 8W 670lm 3000K

57/WW 171,50



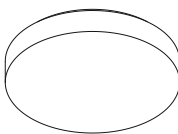
***Ad esaurimento
Available till sold out**

F IP40   **Kg** 1,40

**5519*
MUSA 32**

LED 10W 1200lm 3000K

57/WW 307,00



***Ad esaurimento
Available till sold out**

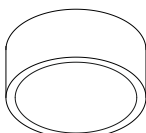
F IP40   **Kg** 2,50

**5520
DRUM**

H 7,5 cm
Ø 14 cm
/WW - LED 10W 850lm 3000K

01/WW 330,00

45/WW 330,00



F IP65   **Kg** 1,30

**5529
FLIP**

16x16 cm
8W GX53 LED 2700K 650lm (art. 0103/XW)
8W GX53 LED 3000K 680lm (art. 0103/WW)
8W GX53 LED 4000K 700lm (art. 0103/W)

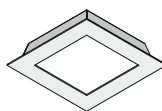
01 114,50

02 114,50

31 130,00

32 135,00

35 114,50



F  **Kg** 0,60

00 Trasparente - 01 Bianco - 02 Nero - 03 Grigio - 05 Rosso - 06 Verde - 08 Giallo - 09 Arancione - 10 Azzurro - 11 Rosa - 14 Lavagna - 21 Dorato lucido
23 Alluminio satinato - 24 Cromo nero - 25 Dorato satinato - 28 Foglia rame - 29 Foglia oro - 30 Foglia argento - 31 Cromato lucido - 32 Nickel satinato

Codice Articolo Prezzo €
IVA esclusa

5530
MINIPIN LED
Ø 17 cm
LED 8W 670lm 3000K

31/WW 146,50




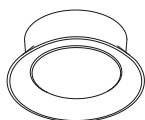
0,60

5538
JAZZ
Ø 19 cm
LED 8,7W 670lm 3000K

01/WW 249,50

02/WW 249,50

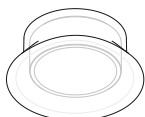
38/WW 317,00



0,60

5539
ROC
Ø 16,5 cm
LED 8,7W 670lm 3000K

01/WW 244,00



Vetro pressato
extra-chiaro lucidato

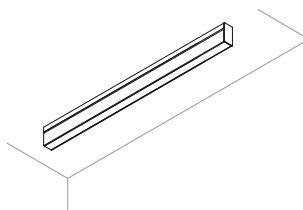
Polished pressed
extra-clear glass diffuser



1,50

Codice Articolo Prezzo €
IVA esclusa

5540
RAIL
77 cm
/W - LED 13,5W 1695lm 4000K
/WW - LED 13,5W 1515lm 3000K
/XW - LED 13,5W 1417lm 2700K



01/W **01/WW** **01/XW** 291,00

02/W **02/WW** **02/XW** 320,00

85/W **85/WW** **85/XW** 322,50

86/W **86/WW** **86/XW** 322,50

87/W **87/WW** **87/XW** 322,50

88/W **88/WW** **88/XW** 322,50

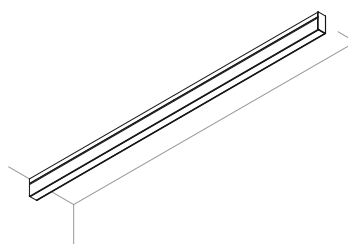
Misure speciali pagina 154
Customized length page 154



Dimmerabile su richiesta
Dimmable on request

1,10

5541
RAIL
152 cm
/W - LED 27W 3390lm 4000K
/WW - LED 27W 3030lm 3000K
/XW - LED 27W 2835lm 2700K



01/W **01/WW** **01/XW** 379,50

02/W **02/WW** **02/XW** 437,00

85/W **85/WW** **85/XW** 447,00

86/W **86/WW** **86/XW** 447,00

87/W **87/WW** **87/XW** 447,00

88/W **88/WW** **88/XW** 447,00

Misure speciali pagina 154
Customized length page 154



Dimmerabile su richiesta
Dimmable on request

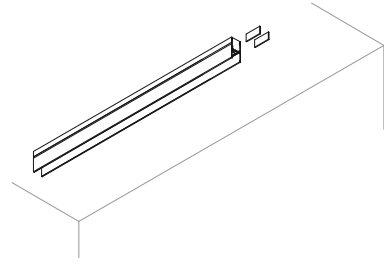
1,50

Codice Articolo Prezzo € IVA esclusa

5542 RAIL SISTEMA

81,5 cm
 /W - LED 14,4W 1808lm 4000K
 /WW - LED 14,4W 1616lm 3000K
 /XW - LED 14,4W 1512lm 2700K

01/W	325,00
01/WW	325,00
01/XW	325,00



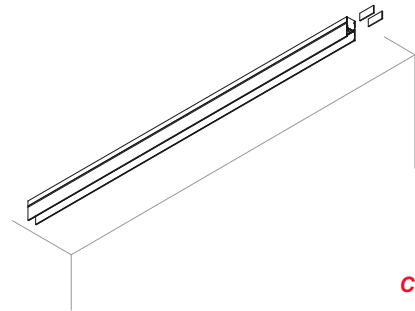
Elementi di giunzione inclusi
 Junction elements included

1,10

5543 RAIL SISTEMA

151,5 cm
 /W - LED 27W 3390lm 4000K
 /WW - LED 27W 3030lm 3000K
 /XW - LED 27W 2835lm 2700K

01/W	403,00
01/WW	403,00
01/XW	403,00

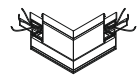


Elementi di giunzione inclusi
 Junction elements included

Misure speciali pagina 155
 Customized length page 155

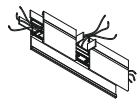
IP40 >90

1,50



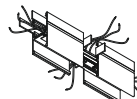
0941
 230V 3,6W CRI>90
 Angolo 90°
 90° Corner

01/W	181,00
01/WW	181,00
01/XW	181,00



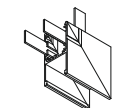
0942
 230V 5,4W CRI>90
 Giunzione a T
 T joint

01/W	145,50
01/WW	145,50
01/XW	145,50



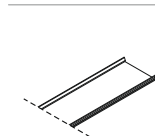
0943
 230V 5,4W CRI>90
 Giunzione a croce
 Cross joint

01/W	166,50
01/WW	166,50
01/XW	166,50



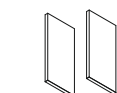
0944
 Raccordo parete - plafone
 Wall-ceiling joint

01	57,00
----	-------



0948/100
 Diffusore 105 cm - Diffuser 105 cm
0948/200
 Diffusore 205 cm - Diffuser 205 cm
0948/300
 Diffusore 305 cm - Diffuser 305 cm

	16,00
	26,00
	36,00



0945
 2 testate di chiusura
 2 closing heads

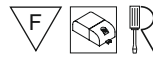
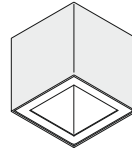
01	8,00
----	------

Codice Articolo Prezzo € IVA esclusa

5561 ALEA LED

10x10x10 cm
 /W - LED 6W 1073lm 4000K
 /WW - LED 6W 1011lm 3000K
 /XW - LED 6W 970lm 2700K

01/W	301,50
01/WW	301,50
01/XW	301,50
02/W	301,50
02/WW	301,50
02/XW	301,50

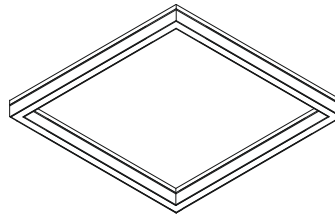


0,70

5562 RAIL QUADRO

80x80 cm
 /W - LED 54W 6780lm 4000K
 /WW - LED 54W 6060lm 3000K
 /XW - LED 54W 5670lm 2700K

01/W	01/WW	01/XW	695,00
02/W	02/WW	02/XW	695,00
85/W	85/WW	85/XW	735,50
86/W	86/WW	86/XW	735,50
87/W	87/WW	87/XW	735,50
88/W	88/WW	88/XW	735,50



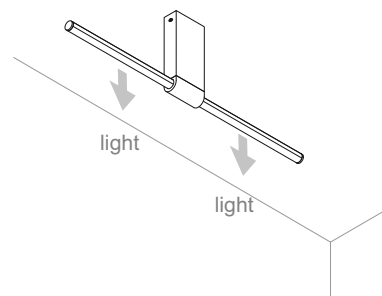
IP40 >90

3,50

5567 LANCIA

61 cm
 /W - LED 9W 1130lm 4000K
 /WW - LED 9W 1010lm 3000K
 /XW - LED 9W 945lm 2700K

01	/W	/WW	/XW	247,50
02	/W	/WW	/XW	247,50
31	/W	/WW	/XW	300,50

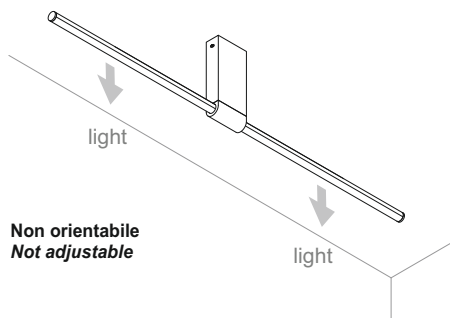


Non orientabile
 Not adjustable

IP40 >90

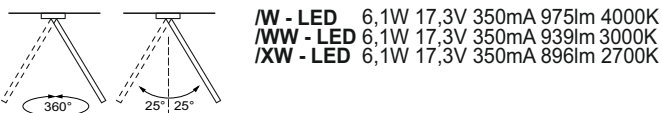
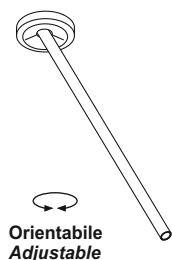
0,80

Codice Articolo	Prezzo € IVA esclusa
5568 LANCIA 108 cm /W - LED 18W 2260lm 4000K /WW - LED 18W 2020lm 3000K /XW - LED 18W 1980lm 2700K	292,50
01 /W /WW /XW	292,50
02 /W /WW /XW	292,50
31 /W /WW /XW	355,00



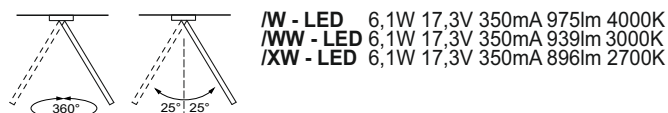
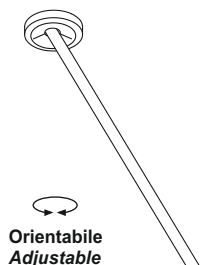
F IP40			Kg 1,00
--------	--	--	---------

5587 JOYSTICK H 50 cm Ø 3,2 cm	01/W 01/WW 01/XW /48	400,00
	01/W 01/WW 01/XW /ST	400,00
	02/W 02/WW 02/XW /48	400,00
	02/W 02/WW 02/XW /ST	400,00
	21/W 21/WW 21/XW /48	443,00
	21/W 21/WW 21/XW /ST	443,00
	25/W 25/WW 25/XW /48	443,00
	25/W 25/WW 25/XW /ST	443,00



F			Kg 0,90
---	--	--	---------

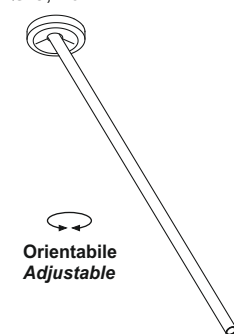
5588 JOYSTICK H 75 cm Ø 3,2 cm	01/W 01/WW 01/XW /48	421,50
	01/W 01/WW 01/XW /ST	421,50
	02/W 02/WW 02/XW /48	421,50
	02/W 02/WW 02/XW /ST	421,50
	21/W 21/WW 21/XW /48	477,00
	21/W 21/WW 21/XW /ST	477,00
	25/W 25/WW 25/XW /48	477,00
	25/W 25/WW 25/XW /ST	477,00



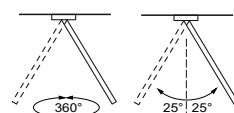
F			Kg 1,00
---	--	--	---------

Codice Articolo	Prezzo € IVA esclusa
5589 JOYSTICK H 100 cm Ø 3,2 cm	440,00

01/W 01/WW 01/XW /48	440,00
01/W 01/WW 01/XW /ST	440,00
02/W 02/WW 02/XW /48	440,00
02/W 02/WW 02/XW /ST	440,00
21/W 21/WW 21/XW /48	529,50
21/W 21/WW 21/XW /ST	529,50
25/W 25/WW 25/XW /48	529,50
25/W 25/WW 25/XW /ST	529,50



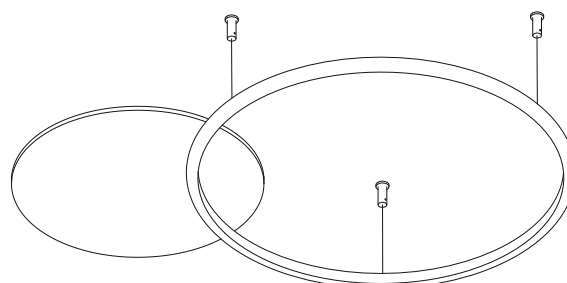
/W - LED 6,1W 17,3V 350mA 975lm 4000K
/WW - LED 6,1W 17,3V 350mA 939lm 3000K
/XW - LED 6,1W 17,3V 350mA 896lm 2700K



F			Kg 1,10
---	--	--	---------

5590 FUSION 70 Ø 50 + Ø 70 cm	01.01/W 01.01/WW 01.01/XW	822,50
	02.02/W 02.02/WW 02.02/XW	834,50
	02.85/W 02.85/WW 02.85/XW	863,00
	02.86/W 02.86/WW 02.86/XW	863,00
	02.87/W 02.87/WW 02.87/XW	863,00
	02.88/W 02.88/WW 02.88/XW	863,00

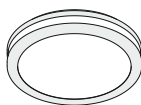
/W - LED 52,8W 6586lm 4000K
/WW - LED 52,8W 5892lm 3000K
/XW - LED 52,8W 5529lm 2700K



NEW

F IP40			Dimmerabile su richiesta Dimmable on request	Kg 2,60
--------	--	--	---	---------

5600 RINGO Ø 21 cm LED 8,7W 670lm 3000K	03/WW	166,50
	31/WW	208,00

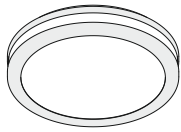


F IP 40			Kg 1,60
---------	--	--	---------

33 Acciaio satinato - 34 Verniciato corten - 35 Verniciato sabbia - 38 Ramato lucido - 39 Verniciato antracite - 45 Alluminio anodizzato
50 Cristallo - 56 Specchio - 57 Vetro bianco - 85 Verniciato argento - 86 Verniciato oro - 87 Verniciato rame - 88 Verniciato bronzo

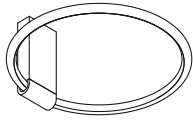
Codice Articolo Prezzo € IVA esclusa

5601 RINGO Ø 33 cm LED 10W 1200lm 3000K	03/WW	312,00
	31/WW	327,50



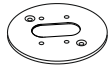
F IP40 2,80

5602 LANCIA TONDA Ø 35 cm H 20 cm /W- LED 18W 2260lm 4000K /WW- LED 18W 2020lm 3000K /XW- LED 18W 1890lm 2700K	01/W 01/WW 01/XW	354,50
	02/W 02/WW 02/XW	354,50
	25/W 25/WW 25/XW	444,50
	31/W 31/WW 31/XW	373,00
	85/W 85/WW 85/XW	364,00
	86/W 86/WW 86/XW	364,00
	87/W 87/WW 87/XW	364,00
	88/W 88/WW 88/XW	364,00

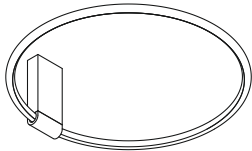


F 0,75

0995 Piastra per installazione accoppiata Plate for coupled installation Ø 9,6 cm H 0,3 cm	01	49,00
	02	49,00



5603 LANCIA TONDA Ø 50 cm H 20 cm /W- LED 27W 3390lm 4000K /WW- LED 27W 3030lm 3000K /XW- LED 27W 2835lm 2700K	01/W 01/WW 01/XW	401,00
	02/W 02/WW 02/XW	401,00
	25/W 25/WW 25/XW	541,00
	31/W 31/WW 31/XW	450,00
	85/W 85/WW 85/XW	411,00
	86/W 86/WW 86/XW	411,00
	87/W 87/WW 87/XW	411,00
	88/W 88/WW 88/XW	411,00



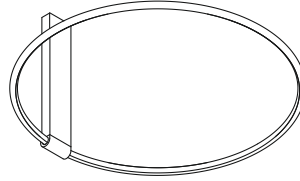
F 1,10

0995 Piastra per installazione accoppiata Plate for coupled installation Ø 9,6 cm H 0,3 cm	01	49,00
	02	49,00



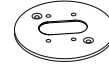
Codice Articolo Prezzo € IVA esclusa

5604 LANCIA TONDA Ø 70 cm H 38 cm /W- LED 36W 4520lm 4000K /WW- LED 36W 4040lm 3000K /XW- LED 36W 3780lm 2700K	01/W 01/WW 01/XW	483,50
	02/W 02/WW 02/XW	483,50
	25/W 25/WW 25/XW	712,50
	31/W 31/WW 31/XW	572,00
	85/W 85/WW 85/XW	499,00
	86/W 86/WW 86/XW	499,00
	87/W 87/WW 87/XW	499,00
	88/W 88/WW 88/XW	499,00

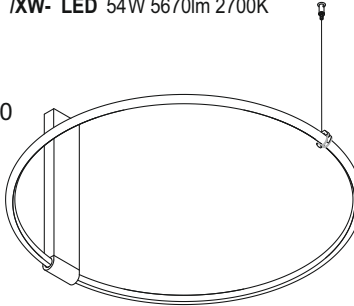


F Dimmerabile su richiesta Dimmable on request 2,30

0995 Piastra per installazione accoppiata Plate for coupled installation Ø 9,6 cm H 0,3 cm	01	38,00
	02	49,00

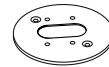


5605 LANCIA TONDA Ø 100 cm H 38 cm /W- LED 54W 6780lm 4000K /WW- LED 54W 6060lm 3000K /XW- LED 54W 5670lm 2700K	01/W 01/WW 01/XW	639,50
	02/W 02/WW 02/XW	639,50
	85/W 85/WW 85/XW	660,50
	86/W 86/WW 86/XW	660,50
	87/W 87/WW 87/XW	660,50
	88/W 88/WW 88/XW	660,50

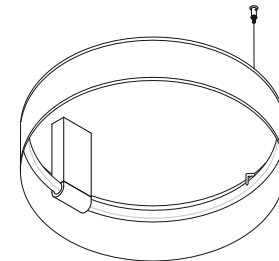


F Dimmerabile su richiesta Dimmable on request 3,30

0995 Piastra per installazione accoppiata Plate for coupled installation Ø 9,6 cm H 0,3 cm	01	49,00
	02	49,00



5607 RADAR Ø 54 cm H 20 cm /W- LED 27W 3390lm 4000K /WW- LED 27W 3030lm 3000K /XW- LED 27W 2835lm 2700K	01/W	546,00
	01/WW	546,00
	01/XW	546,00
	02.01/W	548,50
	02.01/WW	548,50
	02.01/XW	548,50
	02.21/W	548,50
	02.21/WW	548,50
	02.21/XW	548,50



F 1,80

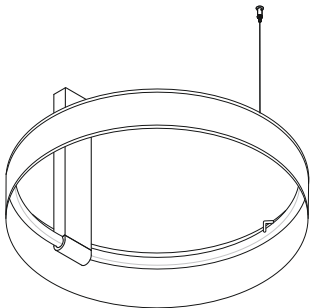
00 Trasparente - 01 Bianco - 02 Nero - 03 Grigio - 05 Rosso - 06 Verde - 08 Giallo - 09 Arancione - 10 Azzurro - 11 Rosa - 14 Lavagna - 21 Dorato lucido
23 Alluminio satinato - 24 Cromo nero - 25 Dorato satinato - 28 Foglia rame - 29 Foglia oro - 30 Foglia argento - 31 Cromato lucido - 32 Nickel satinato

Codice Articolo Prezzo € IVA esclusa

5608 RADAR

Ø 72 cm
H 38 cm

/W - LED 37,8W 4746lm 4000K
/WW - LED 37,8W 4242lm 3000K
/XW - LED 37,8W 3969lm 2700K



01/W	650,00
01/WW	650,00
01/XW	650,00
02.01/W	650,00
02.01/WW	650,00
02.01/XW	650,00
02.21/W	660,50
02.21/WW	660,50
02.21/XW	660,50

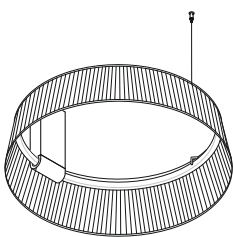
F **R** **CRI >90** Dimmerabile su richiesta
Dimmable on request

Kg 3,70

5610 CHARME

Ø 62 cm
H 20 cm

/W - LED 27W 3390lm 4000K
/WW - LED 27W 3030lm 3000K
/XW - LED 27W 2835lm 2700K



01/W	686,50
01/WW	686,50
01/XW	686,50

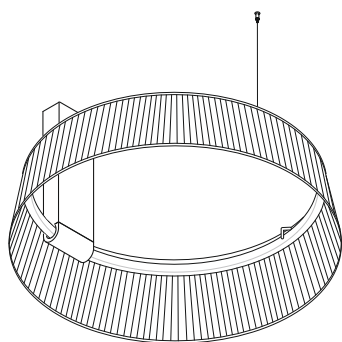
F **R** **CRI >90**

Kg 1,80

5611 CHARME

Ø 92 cm
H 38 cm

/W - LED 37,8W 4746lm 4000K
/WW - LED 37,8W 4242lm 3000K
/XW - LED 37,8W 3969lm 2700K



01/W	1.159,50
01/WW	1.159,50
01/XW	1.159,50

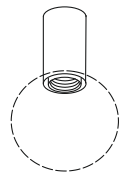
F **R** **CRI >90** Dimmerabile su richiesta
Dimmable on request

Kg 3,80

Codice Articolo Prezzo € IVA esclusa

5612 EDISON SYSTEM

H 16 cm
Ø 6,5 cm
E27 LED



01	154,00
02	154,00
25	182,00
32	178,00

Lampadine decorative a filamento
LED disponibili con attacco E27 pag. 129
E27 LED filament decorative bulbs page 129

F **R**

Kg 0,60

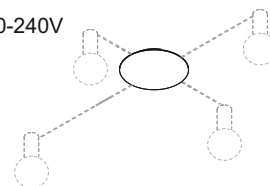
0606

Cavo con rivestimento in tessuto 5 mt
Textile covered cable 5 mt

01	33,00
02	33,00

0603

50/60Hz 220-240V
Ø 20 cm
H 3 cm



01	161,00
02	161,00

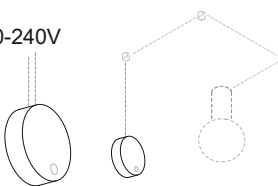
F

Rosone per sospensione senza cavo - 1- 4 lampade
Ceiling rose for suspension without cable - 1-4 lamps

Kg 0,50

0604

50/60Hz 220-240V
Ø 9,3 cm
H 3 cm



01	47,00
02	47,00

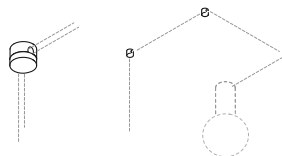
F

Rosone senza cavo - 1 lampada
Ceiling rose without cable - 1 lamp

Kg 0,15

0605

Ø 1,7 cm
H 2,2 cm

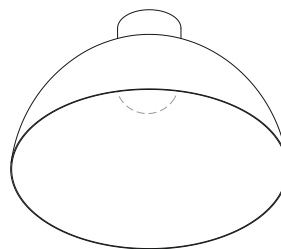


01	10,00
02	10,00

1 Deviatore e decentratore
1 Displacement element

5650 GIOVE

Ø 60 cm
15W E27 LED 3000K 1521lm art. 0105/15
30W E27 LED 3000K 3000lm art. 0105/30



01	390,00
02	390,00
02.01	504,50
02.29	634,50

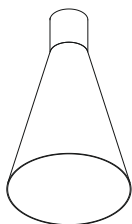
F **R**

Kg 3,00

33 Acciaio satinato - 34 Verniciato corten - 35 Verniciato sabbia - 38 Ramato lucido - 39 Verniciato antracite - 45 Alluminio anodizzato
50 Cristallo - 56 Specchio - 57 Vetro bianco - 85 Verniciato argento - 86 Verniciato oro - 87 Verniciato rame - 88 Verniciato bronzo

Codice Articolo Prezzo € IVA esclusa

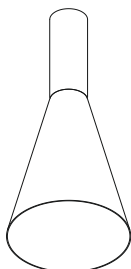
5651 MARTE H 40 cm Ø 23 cm 11W E27 LED (art. 0106/TR/XW) 18W E27 LED (art. 0106/PW) 11W E27 LED (art. 0106/ML)	01	283,50
	02	283,50



0,85

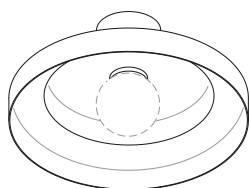
0923 Incasso per installazione in cartongesso <i>Recessed for installation in plasterboard</i>	01	52,00
		15,2 cm

5652 MARTE H 55 cm Ø 23 cm 11W E27 LED (art. 0106/XW) 18W E27 LED (art. 0106/PW) 11W E27 LED (art. 0106/ML)	01	296,50
	02	296,50



1,00

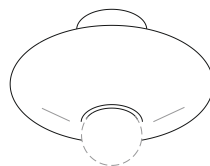
5654 URANO Ø 50 cm 11W E27 LED 2700K 1521lm (art. 0106/TR/XW) 11W E27 LED 2700K 1521lm (art. 0106/ML)	01	291,00
	02	301,50
	35	301,50



1,60

Codice Articolo Prezzo € IVA esclusa

5655 SATURNO * Ø 42 cm 7W E27 LED 3000K 806lm (art. 0102) 11W E27 LED 2700K 1521lm (art. 0106/ML)	01	249,50
	02	249,50

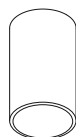


***Ad esaurimento Available till sold out**



1,00

5660 EGOTUBE H 14 cm Ø 7 cm 7W GU10 LED DIM (art. 0104/...) 7W GU10 LED (art. 0094/...)	01	91,00
	02	91,00
	35	96,50
	02.28	161,50
	02.29	135,00
	31.01	118,50



0,30

5661 EGOTUBE H 21 cm Ø 7 cm 7W GU10 LED DIM (art. 0104/...) 7W GU10 LED (art. 0094/...)	01	102,00
	02	102,00
	35	102,00
	02.28	165,00
	02.29	135,00
	31.01	137,50



0,40

5662 CUT H 21 cm Ø 7 cm 7W GU10 LED DIM (art. 0104/...) 7W GU10 LED (art. 0094/...)	01	99,00
	02	99,00

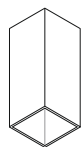


0,35

00 Trasparente - 01 Bianco - 02 Nero - 03 Grigio - 05 Rosso - 06 Verde - 08 Giallo - 09 Arancione - 10 Azzurro - 11 Rosa - 14 Lavagna - 21 Dorato lucido
23 Alluminio satinato - 24 Cromo nero - 25 Dorato satinato - 28 Foglia rame - 29 Foglia oro - 30 Foglia argento - 31 Cromato lucido - 32 Nickel satinato

Codice Articolo Prezzo € IVA esclusa

5664 EGOKUBE 8x8x14 cm 7W GU10 LED DIM (art. 0104/...) 7W GU10 LED (art. 0094/...)	01	115,50
	02	115,50
	35	115,50
	02.28	187,00
	02.29	162,50



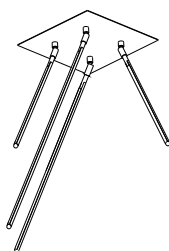
    0,30

5665 EGOKUBE 8x8x21 cm 7W GU10 LED DIM (art. 0104/...) 7W GU10 LED (art. 0094/...)	01	126,50
	02	126,50
	35	126,50
	02.28	198,00
	02.29	170,50



    0,40

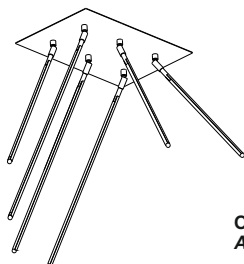
5671 MATITA /W - LED 20,4W 2368lm 4000K /WW - LED 20,4W 2106lm 3000K /XW - LED 20,4W 1920lm 2700K	02/W	02/WW	02/XW	582,50
---	-------------	--------------	--------------	--------





Orientabile
Adjustable

     1,50

5672 MATITA /W - LED 30,6W 3552lm 4000K /WW - LED 30,6W 3240lm 3000K /XW - LED 30,6W 2880lm 2700K	02/W	02/WW	02/XW	795,50
---	-------------	--------------	--------------	--------

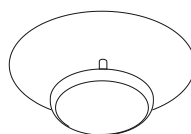



Orientabile
Adjustable

     2,50

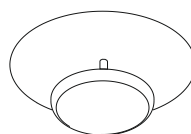
Codice Articolo Prezzo € IVA esclusa



5675 AURORA Ø 32 cm /W - LED 12,6W 2390lm 4000K /WW - LED 12,6W 2253lm 3000K /XW - LED 12,6W 2156lm 2700K	01/W	01/WW	01/XW	364,00
--	-------------	--------------	--------------	--------



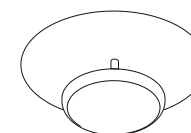
   Alimentatore multipotenza
Multipower led driver  1,50


5676 AURORA DIM Ø 32 cm /W - LED 12,6W 2390lm 4000K /WW - LED 12,6W 2253lm 3000K /XW - LED 12,6W 2156lm 2700K	01/W	01/WW	01/XW	390,00
--	-------------	--------------	--------------	--------



      1,50

5677 AURORA DIM Ø 32 cm /W - LED 12,6W 2390lm 4000K /WW - LED 12,6W 2253lm 3000K /XW - LED 12,6W 2156lm 2700K	01/W	01/WW	01/XW	405,50
--	-------------	--------------	--------------	--------



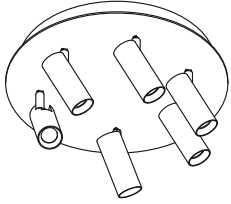
     1,50

33 Acciaio satinato - 34 Verniciato corten - 35 Verniciato sabbia - 38 Ramato lucido - 39 Verniciato antracite - 45 Alluminio anodizzato
50 Cristallo - 56 Specchio - 57 Vetro bianco - 85 Verniciato argento - 86 Verniciato oro - 87 Verniciato rame - 88 Verniciato bronzo

Codice Articolo Prezzo € IVA esclusa

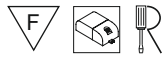
5680 IRIS

Ø 45 cm
L 13 cm
/W - LED 36,6W 5850lm 4000K
/WW - LED 36,6W 5580lm 3000K
/XW - LED 36,6W 5376lm 2700K



Orientabile Adjustable

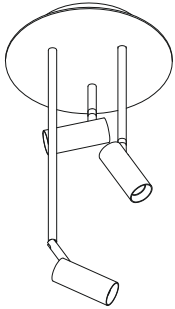
01/W	01/WW	01/XW	/25	889,00
01/W	01/WW	01/XW	/48	889,00
01/W	01/WW	01/XW	/63	889,00
01/W	01/WW	01/XW	/ST	889,00
02/W	02/WW	02/XW	/25	889,00
02/W	02/WW	02/XW	/48	889,00
02/W	02/WW	02/XW	/63	889,00
02/W	02/WW	02/XW	/ST	889,00



Kg 2,80

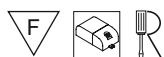
5681 IRIS

Ø 27 cm
L 49 cm
/W - LED 18,3W 2925lm 4000K
/WW - LED 18,3W 2790lm 3000K
/XW - LED 18,3W 2688lm 2700K



Orientabile Adjustable

01/W	01/WW	01/XW	/25	485,00
01/W	01/WW	01/XW	/48	485,00
01/W	01/WW	01/XW	/63	485,00
01/W	01/WW	01/XW	/ST	485,00
02/W	02/WW	02/XW	/25	485,00
02/W	02/WW	02/XW	/48	485,00
02/W	02/WW	02/XW	/63	485,00
02/W	02/WW	02/XW	/ST	485,00

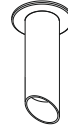


Kg 1,70


Codice Articolo Prezzo € IVA esclusa

5690 RACCORDI DI LUCE

Ø 3,4 cm
/W - LED 2W 500mA 209lm 4000K
/WW - LED 2W 500mA 199lm 3000K
/XW - LED 2W 500mA 189lm 2700K



01/W	01/WW	01/XW	182,00
02/W	02/WW	02/XW	182,00
33/W	33/WW	33/XW	192,50
34/W	34/WW	34/XW	182,00

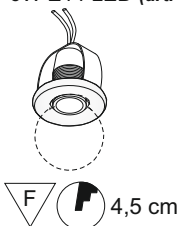


Kg 0,20


0127	Driver 500 mA	38,00
0143/IP	Driver IP67 500 mA	51,00

Codice Articolo Prezzo € IVA esclusa


6024 SPECCHIO INCASSO 6W E14 LED (art. 0105/MINI)	01	31,00
	31	34,00
	32	34,00



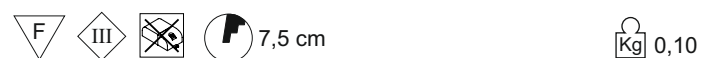
6028 SPECCHIO LUNGO 6W E14 LED (art. 0105/MINI)	01	34,50
	31	43,00
	32	44,00



6030 SPECCHIO CORTO 6W E14 LED (art. 0105/MINI)	01	30,00
	31	38,50
	32	39,00



6048 GEKO QUADRO ADJUSTABLE 12V 50W GU 5,3	01	19,00
	02	19,00
	21	41,00
	25	46,50
	31	30,50
	32	32,00



+ Power LED Alimentatore non incluso - Driver not included (pag. 132-133)

0121	Power LED max 3x3W 700mA 846lm 4000K 25°	80,50
0123	Power LED max 3x3W 700mA 804lm 3000K 25°	80,50

+ COB LED Alimentatore non incluso - Driver not included (pag. 132-133)

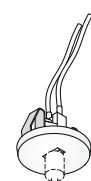
OPTIC degree						
0107/XW	/24 /40 /60	COB LED	6,1W 17,3V 350mA 896lm	2700K	44,00	
0107/WW	/24 /40 /60	COB LED	6,1W 17,3V 350mA 939lm	3000K	44,00	
0107/W	/24 /40 /60	COB LED	6,1W 17,3V 350mA 975lm	4000K	44,00	
0107/CW	/24 /40 /60	COB LED	6,1W 17,3V 350mA 1066lm	5000K	44,00	
0108/XW	/24 /40 /60	COB LED	8,9W 17,8V 500mA 1244lm	2700K	46,50	
0108/WW	/24 /40 /60	COB LED	8,9W 17,8V 500mA 1303lm	3000K	46,50	
0108/W	/24 /40 /60	COB LED	8,9W 17,8V 500mA 1353lm	4000K	46,50	
0108/CW	/24 /40 /60	COB LED	8,9W 17,8V 500mA 1480lm	5000K	46,50	
0108/WW/IP	/24 /38 /58	(IP44) COB LED	8,9W 17,8V 500mA 1303lm	3000K	76,00	
0108/W/IP	/24 /38 /58	(IP44) COB LED	8,9W 17,8V 500mA 1353lm	4000K	76,00	

Codice Articolo Prezzo € IVA esclusa

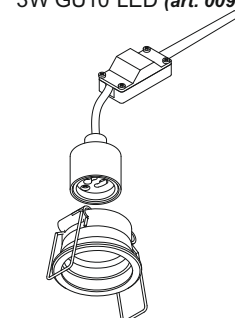
6056 GEKO QUADRO ADJUSTABLE 230V 7W GU10 LED DIM (art. 0104/...) 7W GU10 LED (art. 0094/...)	01	37,50
	02	37,50
	21	56,00
	25	62,00
	31	46,50
	32	47,00



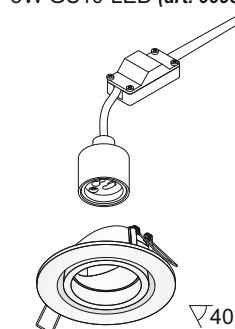
6204 STELLA 12V 10W G4	01	7,00
	02	7,00
	21	14,00
	31	10,50
	32	11,00



6234 TUBO MINI 3W GU10 LED (art. 0093/19)	01	27,00
	02	27,00
	21	34,50
	31	29,00
	32	29,50



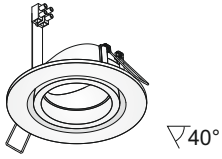
6238 CORNO MINI 230V 3W GU10 LED (art. 0093/19)	01	17,50
	02	17,50
	21	43,00
	31	31,00
	32	31,00



33 Acciaio satinato - 34 Verniciato corten - 35 Verniciato sabbia - 38 Ramato lucido - 39 Verniciato antracite - 45 Alluminio anodizzato
50 Cristallo - 56 Specchio - 57 Vetro bianco - 85 Verniciato argento - 86 Verniciato oro - 87 Verniciato rame - 88 Verniciato bronzo

Codice Articolo Prezzo € IVA esclusa

6240
CORNO 12V
50W GU 5,3

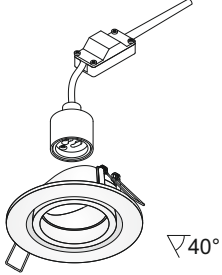


01	20,50
21	42,50
31	32,00
32	32,00



0,15

6241
CORNO 230V
7W GU10 LED DIM (art. 0104/...)
7W GU10 LED (art. 0094/...)

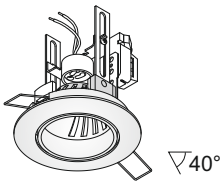


01	21,00
21	43,50
31	32,50
32	36,00



0,20

6249
GAMMA
7W GU10 LED DIM (art. 0104/...)
7W GU10 LED (art. 0094/...)

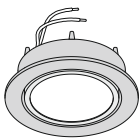


01	40,00
21	69,50
31	55,50
32	56,50



0,25

6251
ZEN
12V 20W G4

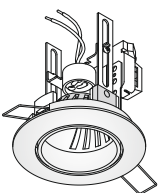


01	16,00
21	29,50
31	23,00
32	24,50



0,07

6263
EOS PIU'
7W GU10 LED DIM (art. 0104/...)
7W GU10 LED (art. 0094/...)



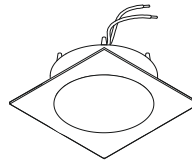
01	25,50
21	49,50
31	34,50
32	37,00



0,20

Codice Articolo Prezzo € IVA esclusa

6265
MODUS
12V 20W G4

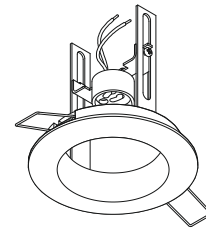


01	17,00
21	31,00
31	24,50
32	25,50



0,07

6290
GEKO TONDO 230V
7W GU10 LED DIM (art. 0104/...)
7W GU10 LED (art. 0094/...)



01	24,50
02	24,50
21	40,50
25	42,00
31	30,00
32	31,50

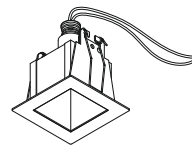


0,11

6298
EDY MINI

/W - LED max 2W 500 mA 209lm 4000K
/WW - LED max 2W 500 mA 199lm 3000K
/XW - LED max 2W 500 mA 189lm 2700K

01/W	01/WW	01/XW	88,50
31/W	31/WW	31/XW	95,50
32/W	32/WW	32/XW	96,50



0,10

0218 Cassaforma 10 x 10,5 x 8,5 cm
Metal box 20,00

0219 Plaster kit traforato
Perforated plaster kit 18,00

0125 Driver 350 mA, 1-6 Edy mini 29,00

0127 Driver 500 mA, 1-6 Edy mini 38,00

0128 Driver 350 mA, 1-10 Edy mini 35,50

0141/DIM Multi-power dimmable driver **PUSH - 1...10V**, 1-12 Edy mini 70,50

0141/DALI Multi-power **DALI** dimmable driver, 1-12 Edy mini 83,00

0145 Multi-power dimmable driver **PUSH - 1...10V**, 1-21 Edy mini 123,00

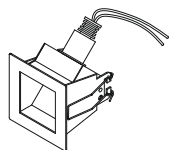
0145/DALI Multi-power **DALI** dimmable driver, 1-21 Edy mini 148,50

00 Trasparente - 01 Bianco - 02 Nero - 03 Grigio - 05 Rosso - 06 Verde - 08 Giallo - 09 Arancione - 10 Azzurro - 11 Rosa - 14 Lavagna - 21 Dorato lucido
23 Alluminio satinato - 24 Cromo nero - 25 Dorato satinato - 28 Foglia rame - 29 Foglia oro - 30 Foglia argento - 31 Cromato lucido - 32 Nickel satinato

Codice Articolo Prezzo € IVA esclusa

6299 EDY 45° MINI

/W - LED max 2W 500 mA 209lm 4000K
/WW - LED max 2W 500 mA 199lm 3000K
/XW - LED max 2W 500 mA 189lm 2700K



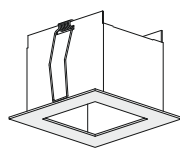
01/W	01/WW	01/XW	111,00
31/W	31/WW	31/XW	107,50
32/W	32/WW	32/XW	108,50

5,2 x 5,2 cm 0,10

0218	Cassaforma 10 x 10,5 x 8,5 cm Metal box		20,00
0219	Plaster kit traforato Perforated plaster kit		18,00
0125	Driver 350 mA, 1-6 Edy 45° mini		29,00
0127	Driver 500 mA, 1-6 Edy 45° mini		38,00
0128	Driver 350 mA, 1-10 Edy 45° mini		30,00
0141/DIM	Multi-power dimmable driver PUSH - 1...10V , 1-11 Edy 45° mini		70,50
0141/DALI	Multi-power DALI dimmable driver, 1-11 Edy 45° mini		83,00
0145	Multi-power dimmable driver PUSH, 1...10V , 1-21 Edy 45° mini		123,00
0145/DALI	Multi-power DALI dimmable driver, 1-21 Edy 45° mini		148,50

6302 EDY 230V

7W GU10 LED DIM (art. 0104/...)
7W GU10 LED (art. 0094/...)



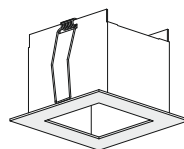
01	51,50
03	51,50
25	69,00
31	57,00
32	59,50

7,2 x 8,2 cm 0,27

0199	Vetro satinato extrachiaro con molle di fissaggio <i>Clear satin glass with springs</i>		8,50
0200	Cassaforma. 15,5 x 12 x 9 cm Metal box		19,00
0201	Plaster kit traforato 15 x 15 x 0,9 cm Perforated plaster kit		18,50

Codice Articolo Prezzo € IVA esclusa

6305 EDY LED



01	49,00
03	49,00
25	62,50
31	55,00
32	56,00

7,2 x 8,2 cm 0,40

0199 Vetro satinato **extrachiaro** con molle di fissaggio
Clear satin glass with springs 8,50

+ Power LED Alimentatore non incluso - Driver not included (pag. 132-133)

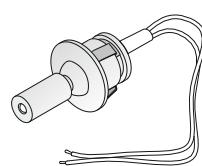
0121	Power LED max 3x3W 700mA 846lm 4000K 25°	80,50
0123	Power LED max 3x3W 700mA 804lm 3000K 25°	80,50

+ COB LED Alimentatore non incluso - Driver not included (pag. 132-133)

		OPTIC degree		
0107/XW	/24 /40 /60	COB LED 6,1W 17,3V 350mA 896lm	2700K	44,00
0107/WW	/24 /40 /60	COB LED 6,1W 17,3V 350mA 939lm	3000K	44,00
0107/W	/24 /40 /60	COB LED 6,1W 17,3V 350mA 975lm	4000K	44,00
0107/CW	/24 /40 /60	COB LED 6,1W 17,3V 350mA 1066lm	5000K	44,00
0108/XW	/24 /40 /60	COB LED 8,9W 17,8V 500mA 1244lm	2700K	46,50
0108/WW	/24 /40 /60	COB LED 8,9W 17,8V 500mA 1303lm	3000K	46,50
0108/W	/24 /40 /60	COB LED 8,9W 17,8V 500mA 1353lm	4000K	46,50
0108/CW	/24 /40 /60	COB LED 8,9W 17,8V 500mA 1480lm	5000K	46,50
0108/WW/IP	/24 /38 /58 (IP44)	COB LED 8,9W 17,8V 500mA 1303lm	3000K	76,00
0108/W/IP	/24 /38 /58 (IP44)	COB LED 8,9W 17,8V 500mA 1353lm	4000K	76,00

6313 SNORKY MAXI

/W - LED max 2W 500 mA 209lm 4000K
/WW - LED max 2W 500 mA 199lm 3000K
/XW - LED max 2W 500 mA 189lm 2700K



01/W	01/WW	01/XW	87,00
02/W	02/WW	02/XW	87,00
31/W	31/WW	31/XW	92,50

3 cm 0,06

0216	Controcassa in materiale plastico Plastic Box		4,50
0213	Kit: box + plaster traforato Kit: box + perforated plaster		26,00
0125	Driver 350 mA 1-6 Snorky Maxi		29,00
0127	Driver 500 mA 1-6 Snorky Maxi		38,00
0128	Driver 350 mA 1-10 Snorky Maxi		35,50
0141/DIM	Multi-power dimmable driver PUSH - 1...10V , 1-11 Snorky Maxi		70,50
0141/DALI	Multi-power DALI dimmable driver, 1-11 Snorky Maxi		83,00
0145	Multi-power dimmable driver PUSH - 1...10V , 1-21 Snorky Maxi		123,00
0145/DALI	Multi-power DALI dimmable driver, 1-21 Snorky Maxi		148,50

33 Acciaio satinato - 34 Verniciato corten - 35 Verniciato sabbia - 38 Ramato lucido - 39 Verniciato antracite - 45 Alluminio anodizzato
50 Cristallo - 56 Specchio - 57 Vetro bianco - 85 Verniciato argento - 86 Verniciato oro - 87 Verniciato rame - 88 Verniciato bronzo

Codice Articolo Prezzo € IVA esclusa

6316 DOT PLUS TONDO	01/W /15/25/45	46,50
/W - LED 1W 350mA 151lm 4000K	01/WW /15/25/45	46,50
/WW - LED 1W 350mA 143lm 3000K	01/XW /15/25/45	46,50
/XW - LED 1W 350mA 138lm 2700K	32/W /15/25/45	51,50
	32/WW /15/25/45	51,50
	32/XW /15/25/45	51,50



F III IP44 2 cm Kg 0,02

0215	Controcassa in materiale plastico <i>Plastic Box</i>		3,50
0212	Kit: box + plaster traforato <i>Kit: box + perforated plaster</i>		26,00
0125	Driver 350 mA, 1-6 Dot Plus		29,00
0128	Driver 350 mA, 1-10 Dot Plus		35,50
0141/DIM	Multi-power dimmable driver PUSH - 1...10V , 1-12 Dot Plus		70,50
0141/DALI	Multi-power DALI dimmable driver, 1-12 Dot Plus		83,00
0145	Multi-power dimmable driver PUSH - 1...10V , 1-21 Dot Plus		123,00
0145/DALI	Multi-power DALI dimmable driver 1-21 Dot Plus		148,50

6317 DOT PLUS QUADRO	01/W /15/25/45	49,00
/W - LED 1W 350mA 151lm 4000K	01/WW /15/25/45	49,00
/WW - LED 1W 350mA 143lm 3000K	01/XW /15/25/45	49,00
/XW - LED 1W 350mA 138lm 2700K	32/W /15/25/45	54,00
	32/WW /15/25/45	54,00
	32/XW /15/25/45	54,00

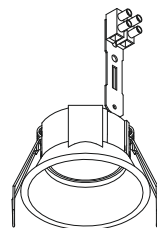


F III IP44 2 cm Kg 0,02

0215	Controcassa in materiale plastico <i>Plastic Box</i>		3,50
0212	Kit: box + plaster traforato <i>Kit: box + perforated plaster</i>		26,00
0125	Driver 350 mA, 1-6 Dot Plus		29,00
0128	Driver 350 mA, 1-10 Dot Plus		35,50
0141/DIM	Multi-power dimmable driver PUSH - 1...10V , 1-12 Dot Plus		70,50
0141/DALI	Multi-power DALI dimmable driver, 1-12 Dot Plus		83,00
0145	Multi-power dimmable driver PUSH - 1...10V 1-21 Dot Plus		123,00
0145/DALI	Multi-power DALI dimmable driver, 1-21 Dot Plus		148,50

Codice Articolo Prezzo € IVA esclusa

6318 TAPPO ADJUSTABLE 12V	01	35,50
12V 50W GU5.3	02	35,50



▽ 30°

F III 8,6 cm Kg 0,22

0183	Dischi reggi lampadina in metacrilato per il fissaggio del modulo LED <i>Methacrylate disks for fixing LED module</i>	/ST	4,50
		/TR	4,50

+ Power LED Alimentatore non incluso - Driver not included (pag. 132-133)

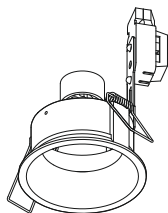
0121	Power LED max 3x3W 700mA 846lm 4000K 25°	80,50
0123	Power LED max 3x3W 700mA 804lm 3000K 25°	80,50

+ COB LED Alimentatore non incluso - Driver not included (pag. 132-133)

OPTIC degree					
0107/XW /24 /40 /60	COB LED 6,1W 17,3V 350mA 896lm	2700K	44,00		
0107/WW /24 /40 /60	COB LED 6,1W 17,3V 350mA 939lm	3000K	44,00		
0107/W /24 /40 /60	COB LED 6,1W 17,3V 350mA 975lm	4000K	44,00		
0107/CW /24 /40 /60	COB LED 6,1W 17,3V 350mA 1066lm	5000K	44,00		
0108/XW /24 /40 /60	COB LED 8,9W 17,8V 500mA 1244lm	2700K	46,50		
0108/WW /24 /40 /60	COB LED 8,9W 17,8V 500mA 1303lm	3000K	46,50		
0108/W /24 /40 /60	COB LED 8,9W 17,8V 500mA 1353lm	4000K	46,50		
0108/CW /24 /40 /60	COB LED 8,9W 17,8V 500mA 1480lm	5000K	46,50		

0108/WW/IP /24 /38 /58 (IP44)	COB LED 8,9W 17,8V 500mA 1303lm	3000K	76,00
0108/W/IP /24 /38 /58 (IP44)	COB LED 8,9W 17,8V 500mA 1353lm	4000K	76,00

6319 TAPPO ADJUSTABLE 230V	01	53,00
7W GU10 LED DIM (art. 0104/...)	02	53,00
7W GU10 LED (art. 0094/...)		



▽ 30°

F 8,6 cm Kg 0,28

00 Trasparente - 01 Bianco - 02 Nero - 03 Grigio - 05 Rosso - 06 Verde - 08 Giallo - 09 Arancione - 10 Azzurro - 11 Rosa - 14 Lavagna - 21 Dorato lucido
23 Alluminio satinato - 24 Cromo nero - 25 Dorato satinato - 28 Foglia rame - 29 Foglia oro - 30 Foglia argento - 31 Cromato lucido - 32 Nickel satinato

Codice Articolo Prezzo € IVA esclusa

6320 DOT TONDO

/W - LED 1W 350mA 151lm 4000K
/WW - LED 1W 350mA 143lm 3000K
/XW - LED 1W 350mA 138lm 2700K



01/W	40,50
01/WW	40,50
01/XW	40,50
32/W	45,00
32/WW	45,00
32/XW	45,00

IP40 2 cm 0,02

0208	Adattatore per doghe Adapter for slats		6,00
0215	Controcassa in materiale plastico Plastic Box		3,50
0212	Kit: box + plaster traforato Kit: box + perforated plaster		26,00
0125	Driver 350 mA, 1-6 Dot		29,00
0128	Driver 350 mA, 1-10 Dot		35,50
0141/DIM	Multi-power dimmable driver PUSH - 1...10V 1-12 Dot		70,50
0141/DALI	Multi-power DALI dimmable driver 1-12 Dot		83,00
0145	Multi-power dimmable driver PUSH - 1...10V , 1-21 Dot		123,00
0145/DALI	Multi-power DALI dimmable driver 1-21 Dot		148,50

6321 DOT QUADRO

/W - LED 1W 350mA 151lm 4000K
/WW - LED 1W 350mA 143lm 3000K
/XW - LED 1W 350mA 138lm 2700K



01/W	42,50
01/WW	42,50
01/XW	42,50
32/W	46,50
32/WW	46,50
32/XW	46,50

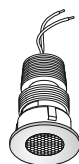
IP40 2 cm 0,02

0208	Adattatore per doghe Adapter for slats		6,00
0215	Controcassa in materiale plastico Plastic Box		3,50
0212	Kit: box + plaster traforato Kit: box + perforated plaster		26,00
0125	Driver 350 mA, 1-6 Dot		29,00
0128	Driver 350 mA, 1-10 Dot		35,50
0141/DIM	Multi-power dimmable driver PUSH - 1...10V , 1-12 Dot		70,50
0141/DALI	Multi-power DALI dimmable driver, 1-12 Dot		83,00
0145	Multi-power dimmable driver PUSH - 1...10V , 1-21 Dot		123,00
0145/DALI	Multi-power DALI dimmable driver, 1-21 Dot		148,50

Codice Articolo Prezzo € IVA esclusa

6322 PIX TONDO

/W - LED max 2W 500mA 209lm 4000K
/WW - LED max 2W 500mA 199lm 3000K
/XW - LED max 2W 500mA 189lm 2700K



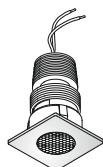
01/W	/11/25/45	61,50
01/WW	/11/25/45	61,50
01/XW	/11/25/45	61,50
32/W	/11/25/45	65,00
32/WW	/11/25/45	65,00
32/XW	/11/25/45	65,00

IP40 3,2 cm 0,06

0209	Adattatore per doghe Adapter for slats		8,00
0234	Controcassa in materiale plastico Plastic Box		5,00
0213	Kit: box + plaster traforato Kit: box + perforated plaster		26,00
0125	Driver 350 mA, 1-6 Pix		29,00
0127	Driver 500 mA, 1-6 Pix		38,00
0128	Driver 350 mA, 1-10 Pix		30,50
0141/DIM	Multi-power dimmable driver PUSH - 1...10V , 1-11 Pix		70,50
0141/DALI	Multi-power DALI dimmable driver, 1-11 Pix		83,00
0145	Multi-power dimmable driver PUSH - 1...10V , 1-21 Pix		123,00
0145/DALI	Multi-power DALI dimmable driver, 1-21 Pix		148,50

6323 PIX QUADRO

/W - LED max 2W 500mA 209lm 4000K
/WW - LED max 2W 500mA 199lm 3000K
/XW - LED max 2W 500mA 189lm 2700K



01/W	/11/25/45	63,00
01/WW	/11/25/45	63,00
01/XW	/11/25/45	63,00
32/W	/11/25/45	67,00
32/WW	/11/25/45	67,00
32/XW	/11/25/45	67,00

IP40 3,2 cm 0,06

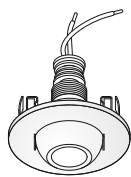
0209	Adattatore per doghe Adapter for slats		8,00
0234	Controcassa in materiale plastico Plastic Box		5,00
0213	Kit: box + plaster traforato Kit: box + perforated plaster		26,00
0125	Driver 350 mA, 1-6 Pix		29,00
0127	Driver 500 mA, 1-6 Pix		38,00
0128	Driver 350 mA, 1-10 Pix		30,50
0141/DIM	Multi-power dimmable driver PUSH - 1...10V , 1-11 Pix		70,50
0141/DALI	Multi-power DALI dimmable driver, 1-11 Pix		83,00
0145	Multi-power dimmable driver PUSH - 1...10V , 1-21 Pix		123,00
0145/DALI	Multi-power DALI dimmable driver, 1-21 Pix		148,50

33 Acciaio satinato - 34 Verniciato corten - 35 Verniciato sabbia - 38 Ramato lucido - 39 Verniciato antracite - 45 Alluminio anodizzato
 50 Cristallo - 56 Specchio - 57 Vetro bianco - 85 Verniciato argento - 86 Verniciato oro - 87 Verniciato rame - 88 Verniciato bronzo

Codice Articolo Prezzo € IVA esclusa

6324 OKKIO

/W - LED 1W 350mA 151lm 4000K
/WW - LED 1W 350mA 143lm 3000K



▽ 40°

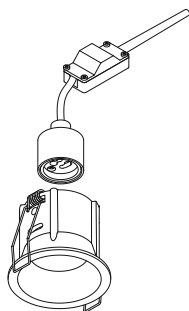
01/W	64,00
01/WW	64,00
21/W	83,00
21/WW	83,00
31/W	73,00
31/WW	73,00
32/W	75,00
32/WW	75,00

F III IP40 4,5 cm 0,09

0125	Driver 350 mA, 1-6 Okkio	29,00
0128	Driver 350 mA, 1-10 Okkio	35,50
0141/DIM	Multi-power dimmable driver PUSH - 1...10V , 1-12 Okkio	70,50
0141/DALI	Multi-power DALI dimmable driver 1-12, Okkio	83,00
0145	Multi-power dimmable driver PUSH - 1...10V , 1-21 Okkio	123,00
0145/DALI	Multi-power DALI dimmable driver, 1-21 Okkio	148,50

6325 TAPPO MINI 230V
3W GU10 LED (art. 0093/19)

01	19,50
02	19,50



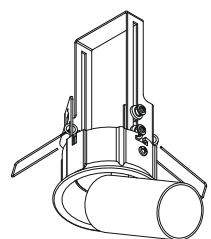
F 5,9 cm 0,10

0221 Plaster kit traforato 12,5 x 9 cm
Perforated plaster kit 12,5 x 9 cm 13,00

6326 NEWTON SPOT EASY 230V

7W GU10 LED DIM (art. 0104/...)
7W GU10 LED (art. 0094/...)

01	158,50
02	158,50
02.25	198,00
02.32	198,00



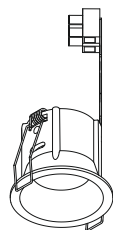
Orientabile Adjustable

F 8,6 cm 0,55

Codice Articolo Prezzo € IVA esclusa

6327* TAPPO MINI

01	20,00
02	20,00

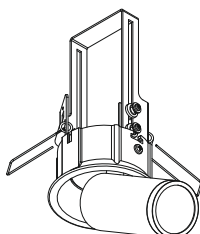


***Ad esaurimento Available till sold out**

F III 5,9 cm 0,10

6328 NEWTON SPOT RECESSED

01/W	01/WW	01/XW	/24	187,50
01/W	01/WW	01/XW	/38	187,50
01/W	01/WW	01/XW	/ST	187,50
01/W	01/WW	01/XW	/58	187,50
02/W	02/WW	02/XW	/24	187,50
02/W	02/WW	02/XW	/38	187,50
02/W	02/WW	02/XW	/ST	187,50
02/W	02/WW	02/XW	/58	187,50



Orientabile Adjustable

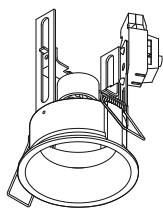
/W - LED 8,9W 17,8V 500mA 1353lm 4000K
/WW - LED 8,9W 17,8V 500mA 1303lm 3000K
/XW - LED 8,9W 17,8V 500mA 1244lm 2700K

F III 8,6 cm 0,80

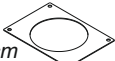
0267	Frangiluce - Louvres	01 02	38,00
0274	Schermo antiabbagliamento Anti-glare screen	01 02	38,50
0149/COB	Driver 500 mA, 1 Newton		32,50
0147/COB	Driver 500 mA, 1 -2 Newton		31,00
0125	Driver 350 mA, 1 Newton		29,00
0128	Driver 350 mA, 1-2 Newton		35,50
0141/DIM	Multi-power dimmable driver PUSH - 1...10V 1-2 Newton		70,50
0141/DALI	Multi-power DALI dimmable driver, 1-2 Newton		83,00
0145	Multi-power dimmable driver PUSH - 1...10V , 1-3 Newton		123,00
0145/DALI	Multi-power DALI dimmable driver, 1-3 Newton		148,50
0115/EM	Emergency Unit, 1 Newton		143,50

00 Trasparente - 01 Bianco - 02 Nero - 03 Grigio - 05 Rosso - 06 Verde - 08 Giallo - 09 Arancione - 10 Azzurro - 11 Rosa - 14 Lavagna - 21 Dorato lucido
23 Alluminio satinato - 24 Cromo nero - 25 Dorato satinato - 28 Foglia rame - 29 Foglia oro - 30 Foglia argento - 31 Cromato lucido - 32 Nickel satinato

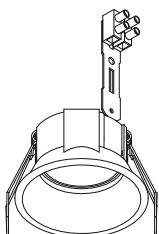
Codice Articolo	Prezzo € IVA esclusa
6329 TAPPO 230V 7W GU10 LED DIM (art. 0104/...) 7W GU10 LED (art. 0094/...)	
01	33,50
02	33,50
21	55,50
25	62,50
31	50,00
32	50,00
38	50,00



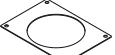
F □ ● 7,9 cm  0,20

0203	Plaster kit traforato 15 x 19 x 0,1 cm Perforated plaster kit 15 x 19 x 0,1 cm		16,50
-------------	---	---	-------

6330 TAPPO 12V 50W GU5.3	
01	19,50
02	19,50
21	42,50
25	49,50
31	37,00
32	37,00
38	42,00



III  ● 7,9 cm  0,14

0203	Plaster kit traforato 15 x 19 x 0,1 cm Perforated plaster kit 15 x 19 x 0,1 cm		16,50
-------------	---	---	-------

0183	Dischi reggi lampadina in metacrilato per il fissaggio del modulo LED Methacrylate disks for fixing LED module	/ST	4,50
		/TR	4,50

+ Power LED Alimentatore non incluso - Driver not included (pag. 132-133)

0121	Power LED max 3x3W 700mA 846lm 4000K 25°	80,50
0123	Power LED max 3x3W 700mA 804lm 3000K 25°	80,50


+ COB LED Alimentatore non incluso - Driver not included (pag. 132-133)



OPTIC degree				
0107/XW	/24 /40 /60	COB LED	6,1W 17,3V 350mA 896lm 2700K	44,00
0107/WW	/24 /40 /60	COB LED	6,1W 17,3V 350mA 939lm 3000K	44,00
0107/W	/24 /40 /60	COB LED	6,1W 17,3V 350mA 975lm 4000K	44,00
0107/CW	/24 /40 /60	COB LED	6,1W 17,3V 350mA 1066lm 5000K	44,00
0108/XW	/24 /40 /60	COB LED	8,9W 17,8V 500mA 1244lm 2700K	46,50
0108/WW	/24 /40 /60	COB LED	8,9W 17,8V 500mA 1303lm 3000K	46,50
0108/W	/24 /40 /60	COB LED	8,9W 17,8V 500mA 1353lm 4000K	46,50
0108/CW	/24 /40 /60	COB LED	8,9W 17,8V 500mA 1480lm 5000K	46,50


0108/WW/IP	/24 /38 /58	(IP44)	COB LED	8,9W 17,8V 500mA 1303lm 3000K	76,00
0108/W/IP	/24 /38 /58	(IP44)	COB LED	8,9W 17,8V 500mA 1353lm 4000K	76,00


33 Acciaio satinato - 34 Verniciato corten - 35 Verniciato sabbia - 38 Ramato lucido - 39 Verniciato antracite - 45 Alluminio anodizzato
50 Cristallo - 56 Specchio - 57 Vetro bianco - 85 Verniciato argento - 86 Verniciato oro - 87 Verniciato rame - 88 Verniciato bronzo

Codice Articolo	Prezzo € IVA esclusa
6336 TRIM TONDO BIEMISSIONE - DOUBLE EMISSION /W - LED max 2W 500 mA 209lm 4000K /WW - LED max 2W 500 mA 199lm 3000K /XW - LED max 2W 500 mA 189lm 2700K	
01/W	76,50
01/WW	76,50
01/XW	76,50
45/W	82,00
45/WW	82,00
45/XW	82,00



F III IP40  R ● 2 cm  0,03

0215	Controcassa in materiale plastico Plastic Box		3,50
-------------	--	---	------

0212	Kit: box + plaster traforato Kit: box + perforated plaster		26,00
-------------	---	---	-------

0125	Driver 350 mA, 1-6 Trim	29,00
-------------	-------------------------	-------

0127	Driver 500 mA, 1-6 Trim	38,00
-------------	-------------------------	-------

0128	Driver 350 mA, 1-10 Trim	35,50
-------------	--------------------------	-------

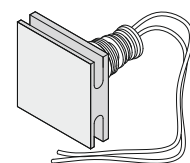
0141/DIM	Multi-power dimmable driver PUSH - 1...10V, 1-11 Trim	70,50
-----------------	--	-------



0141/DALI	Multi-power DALI dimmable driver, 1-11 Trim	83,00
------------------	--	-------


0145	Multi-power dimmable driver, PUSH - 1...10V, 1-21 Trim	123,00
-------------	---	--------

0145/DALI	Multi-power DALI dimmable driver, 1-21 Trim	148,50
------------------	--	--------

6337 TRIM QUADRO BIEMISSIONE - DOUBLE EMISSION /W - LED max 2W 500 mA 209lm 4000K /WW - LED max 2W 500 mA 199lm 3000K /XW - LED max 2W 500 mA 189lm 2700K	
01/W	76,50
01/WW	76,50
01/XW	76,50
45/W	82,00
45/WW	82,00
45/XW	82,00



F III IP40  R ● 2 cm  0,03

0215	Controcassa in materiale plastico Plastic Box		3,50
-------------	--	---	------

0212	Kit: box + plaster traforato Kit: box + perforated plaster		26,00
-------------	---	---	-------

0125	Driver 350 mA, 1-6 Trim	29,00
-------------	-------------------------	-------

0127	Driver 500 mA, 1-6 Trim	38,00
-------------	-------------------------	-------

0128	Driver 350 mA, 1-10 Trim	35,50
-------------	--------------------------	-------

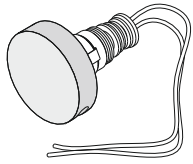
0141/DIM	Multi-power dimmable driver PUSH - 1...10V, 1-11 Trim	70,50
-----------------	--	-------

0141/DALI	Multi-power DALI dimmable driver, 1-11 Trim	83,00
------------------	--	-------

0145	Multi-power dimmable driver, PUSH - 1...10V, 1-21 Trim	123,00
-------------	---	--------

0145/DALI	Multi-power DALI dimmable driver, 1-21 Trim	148,50
------------------	--	--------

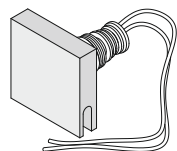
Codice Articolo		Prezzo € IVA esclusa
6338 TRIM TONDO	01/W	70,00
MONOEMISSIONE - SINGLE EMISSION	01/WW	70,00
/W - LED max 2W 500 mA 209lm 4000K	01/XW	70,00
/WW - LED max 2W 500 mA 199lm 3000K	45/W	76,00
/XW - LED max 2W 500 mA 189lm 2700K	45/WW	76,00
	45/XW	76,00



F III IP40 2 cm 0,04

0215	Controcassa in materiale plastico <i>Plastic Box</i>		3,50
0212	Kit: box + plaster traforato <i>Kit: box + perforated plaster</i>		26,00
0125	Driver 350 mA, 1-6 Trim		29,00
0127	Driver 500 mA, 1-6 Trim		38,00
0128	Driver 350 mA, 1-10 Trim		35,50
0141/DIM	Multi-power dimmable driver PUSH - 1...10V , 1-11 Trim		70,50
0141/DALI	Multi-power DALI dimmable driver, 1-11 Trim		83,00
0145	Multi-power dimmable driver PUSH - 1...10V , 1-21 Trim		123,00
0145/DALI	Multi-power DALI dimmable driver, 1-21 Trim		148,50

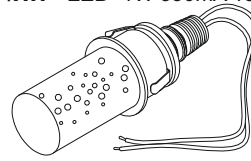
6339 TRIM QUADRO	01/W	70,00
MONOEMISSIONE - SINGLE EMISSION	01/WW	70,00
/W - LED max 2W 500 mA 209lm 4000K	01/XW	70,00
/WW - LED max 2W 500 mA 199lm 3000K	45/W	76,00
/XW - LED max 2W 500 mA 189lm 2700K	45/WW	76,00
	45/XW	76,00



F III IP40 2 cm 0,04

0215	Controcassa in materiale plastico <i>Plastic Box</i>		3,50
0212	Kit: box + plaster traforato <i>Kit: box + perforated plaster</i>		26,00
0125	Driver 350 mA, 1-6 Trim		29,00
0127	Driver 500 mA, 1-6 Trim		38,00
0128	Driver 350 mA, 1-10 Trim		35,50
0141/DIM	Multi-power dimmable driver PUSH - 1...10V , 1-11 Trim		70,50
0141/DALI	Multi-power DALI dimmable driver, 1-11 Trim		83,00
0145	Multi-power dimmable driver PUSH - 1...10V , 1-21 Trim		123,00
0145/DALI	Multi-power DALI dimmable driver, 1-21 Trim		148,50

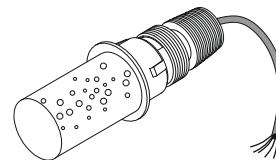
Codice Articolo		Prezzo € IVA esclusa
6340 FIRE	00/W	69,50
/W - LED 1W 350mA 151lm 4000K	00/WW	69,50
/WW - LED 1W 350mA 143lm 3000K	00/XW	69,50
/XW - LED 1W 350mA 138lm 2700K		



F III IP44 3 cm 0,08

0216	Controcassa in materiale plastico <i>Plastic Box</i>		4,50
0213	Kit: box + plaster traforato <i>Kit: box + perforated plaster</i>		26,00
0125	Driver 350 mA, 1-6 Fire		29,00
0128	Driver 350 mA, 1-10 Fire		35,50
0141/DIM	Multi-power dimmable driver PUSH - 1...10V , 1-12 Fire		70,50
0141/DALI	Multi-power DALI dimmable driver, 1-12 Fire		83,00
0145	Multi-power dimmable driver PUSH - 1...10V , 1-21 Fire		123,00
0145/DALI	Multi-power DALI dimmable driver, 1-21 Fire		148,50

6341 FIRE RGB	00	119,00
LED 3x250mA		



F III IP44 3,2 cm 0,12

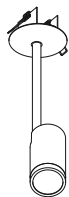
0234	Controcassa in materiale plastico <i>Plastic Box</i>		5,00
0164	Driver RGB 120W - IN: 230V - OUT: 3x24V		268,50
0167	Driver RGB 22W - IN: 230V - OUT: 3x24V		72,00
0168	Converter RGB - IN: 24V - OUT: 3x250 mA, 1-5 Fire RGB		68,50
0163	IR sensor		36,50
0165	IR remote controller		58,50
0166	Sinc. cable		12,00

00 Trasparente - 01 Bianco - 02 Nero - 03 Grigio - 05 Rosso - 06 Verde - 08 Giallo - 09 Arancione - 10 Azzurro - 11 Rosa - 14 Lavagna - 21 Dorato lucido
23 Alluminio satinato - 24 Cromo nero - 25 Dorato satinato - 28 Foglia rame - 29 Foglia oro - 30 Foglia argento - 31 Cromato lucido - 32 Nickel satinato

Codice Articolo Prezzo € IVA esclusa


**6342
NEWTON SPOT**

H 22 cm



01/W	01/WW	01/XW	/24	184,00
01/W	01/WW	01/XW	/38	184,00
01/W	01/WW	01/XW	/ST	184,00
01/W	01/WW	01/XW	/58	184,00
02/W	02/WW	02/XW	/24	184,00
02/W	02/WW	02/XW	/38	184,00
02/W	02/WW	02/XW	/ST	184,00
02/W	02/WW	02/XW	/58	184,00

/W - LED 8,9W 17,8V 500mA 1353lm 4000K
/WW - LED 8,9W 17,8V 500mA 1303lm 3000K
/XW - LED 8,9W 17,8V 500mA 1244lm 2700K

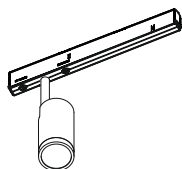


0267	Frangiluce - Louvres	01 02	38,00
0274	Schermo antiabbagliamento Anti-glare screen	01 02	38,50
0149/COB	Driver 500 mA, 1 Newton		32,50
0147/COB	Driver 500 mA, 1 -2 Newton		31,00
0141/DIM	Multi-power dimmable driver PUSH - 1...10V 1-2 Newton		70,50
0141/DALI	Multi-power DALI dimmable driver 1-2 Newton		83,00
0145	Multi-power dimmable driver PUSH - 1...10V, 1-3 Newton		123,00
0145/DALI	Multi-power DALI dimmable driver, 1-3 Newton		148,50
0115/EM	Emergency Unit, 1 Newton		143,50

**6343
NEWTON TRACK 48V**

H 12 cm

/W - LED 48V DC 8,9W 1353lm 4000K
/WW - LED 48V DC 8,9W 1303lm 3000K
/XW - LED 48V DC 8,9W 1244lm 2700K



01/W	01/WW	01/XW	/24	258,50
01/W	01/WW	01/XW	/38	258,50
01/W	01/WW	01/XW	/ST	258,50
01/W	01/WW	01/XW	/58	258,50
02/W	02/WW	02/XW	/24	258,50
02/W	02/WW	02/XW	/38	258,50
02/W	02/WW	02/XW	/ST	258,50
02/W	02/WW	02/XW	/58	258,50

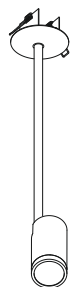


0267	Frangiluce - Louvres	01 02	38,00
0274	Schermo antiabbagliamento Anti-glare screen	01 02	38,50

Codice Articolo Prezzo € IVA esclusa


**6344
NEWTON SPOT**

H 42 cm



01/W	01/WW	01/XW	/24	192,00
01/W	01/WW	01/XW	/38	192,00
01/W	01/WW	01/XW	/ST	192,00
01/W	01/WW	01/XW	/58	192,00
02/W	02/WW	02/XW	/24	192,00
02/W	02/WW	02/XW	/38	192,00
02/W	02/WW	02/XW	/ST	192,00
02/W	02/WW	02/XW	/58	192,00

/W - LED 8,9W 17,8V 500mA 1353lm 4000K
/WW - LED 8,9W 17,8V 500mA 1303lm 3000K
/XW - LED 8,9W 17,8V 500mA 1244lm 2700K

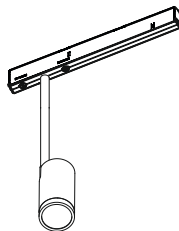


0267	Frangiluce - Louvres	01 02	38,00
0274	Schermo antiabbagliamento Anti-glare screen	01 02	38,50
0149/COB	Driver 500 mA, 1 Newton		32,50
0147/COB	Driver 500 mA, 1 -2 Newton		31,00
0141/DIM	Multi-power dimmable driver PUSH - 1...10V 1-2 Newton		70,50
0141/DALI	Multi-power DALI dimmable driver 1-2 Newton		83,00
0145	Multi-power dimmable driver PUSH - 1...10V, 1-3 Newton		123,00
0145/DALI	Multi-power DALI dimmable driver, 1-3 Newton		148,50
0115/EM	Emergency Unit, 1 Newton		143,50

**6345
NEWTON TRACK 48V**

H 23 cm

/W - LED 48V DC 8,9W 1353lm 4000K
/WW - LED 48V DC 8,9W 1303lm 3000K
/XW - LED 48V DC 8,9W 1244lm 2700K



01/W	01/WW	01/XW	/24	264,00
01/W	01/WW	01/XW	/38	264,00
01/W	01/WW	01/XW	/ST	264,00
01/W	01/WW	01/XW	/58	264,00
02/W	02/WW	02/XW	/24	264,00
02/W	02/WW	02/XW	/38	264,00
02/W	02/WW	02/XW	/ST	264,00
02/W	02/WW	02/XW	/58	264,00




0267	Frangiluce - Louvres	01 02	38,00
0274	Schermo antiabbagliamento Anti-glare screen	01 02	38,50

Codice
Articolo

Prezzo €
IVA esclusa

6346 NEWTON TRACK 48V

H 43 cm
/W - LED 48V DC 8,9W 1353lm 4000K
/WW - LED 48V DC 8,9W 1303lm 3000K
/XW - LED 48V DC 8,9W 1244lm 2700K



01/W	01/WW	01/XW	/24	273,50
01/W	01/WW	01/XW	/38	273,50
01/W	01/WW	01/XW	/ST	273,50
01/W	01/WW	01/XW	/58	273,50
02/W	02/WW	02/XW	/24	273,50
02/W	02/WW	02/XW	/38	273,50
02/W	02/WW	02/XW	/ST	273,50
02/W	02/WW	02/XW	/58	273,50

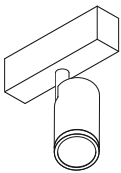


0,60

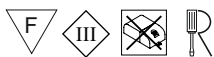
0267	Frangiluce - Louvres	01 02	38,00
0274	Schermo antiabbagliamento Anti-glare screen	01 02	38,50

6347 NEWTON RAIL SISTEMA

H 12 cm
/W - LED 17,8V 8,9W 500mA 1353lm 4000K
/WW - LED 17,8V 8,9W 500mA 1303lm 3000K
/XW - LED 17,8V 8,9W 500mA 1244lm 2700K



01/W	01/WW	01/XW	/24	166,50
01/W	01/WW	01/XW	/38	166,50
01/W	01/WW	01/XW	/ST	166,50
01/W	01/WW	01/XW	/58	166,50
02/W	02/WW	02/XW	/24	166,50
02/W	02/WW	02/XW	/38	166,50
02/W	02/WW	02/XW	/ST	166,50
02/W	02/WW	02/XW	/58	166,50



0,50

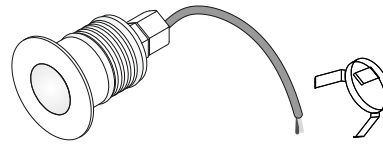
0267	Frangiluce - Louvres	01 02	38,00
0274	Schermo antiabbagliamento Anti-glare screen	01 02	38,50

Codice
Articolo

Prezzo €
IVA esclusa

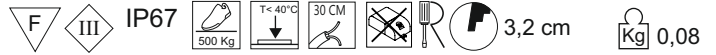
6348 ZEPPELIN TONDO

/W - LED max 2W 500 mA 209lm 4000K
/WW - LED max 2W 500 mA 199lm 3000K
/XW - LED max 2W 500 mA 189lm 2700K



Molla per cartongesso inclusa
Spring for plasterboard included

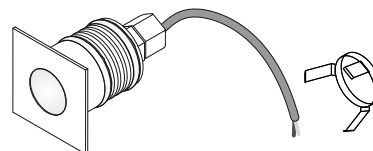
INOX AISI 316L



0216	Controcassa in materiale plastico Plastic Box		4,50
0220	Kit cassaforma drenante + connettore IP Kit draining junction box + IP connector		25,50
0125	Driver 350 mA, 1-6 Zeppelin		29,00
0127	Driver 500 mA, 1-6 Zeppelin		38,00
0128	Driver 350 mA, 1-10 Zeppelin		35,50
0141/DIM	Multi-power dimmable driver PUSH - 1...10V, 1-11 Zep.		70,50
0141/DALI	Multi-power DALI dimmable driver, 1-11 Zep.		83,00
0145	Multi-power dimmable driver PUSH - 1...10V, 1-21 Zep.		123,00
0145/DALI	Multi-power DALI dimmable driver, 1-21 Zep.		148,50
0031/IP	Driver IP67 350 mA 1-12 Zeppelin		51,00
0143/IP	Driver IP67 500 mA 1-8 Zeppelin		51,00

6349 ZEPPELIN QUADRO

/W - LED max 2W 500 mA 209lm 4000K
/WW - LED max 2W 500 mA 199lm 3000K
/XW - LED max 2W 500 mA 189lm 2700K



Molla per cartongesso inclusa
Spring for plasterboard included

INOX AISI 316L



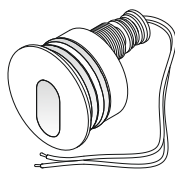
0216	Controcassa in materiale plastico Plastic Box		4,50
0220	Kit cassaforma drenante + connettore IP Kit draining junction box + IP connector		25,50
0125	Driver 350 mA, 1-6 Zeppelin		29,00
0127	Driver 500 mA, 1-6 Zeppelin		38,00
0128	Driver 350 mA, 1-10 Zeppelin		35,50
0141/DIM	Multi-power dimmable driver PUSH - 1...10V, 1-11 Zep.		70,50
0141/DALI	Multi-power DALI dimmable driver, 1-11 Zep.		83,00
0145	Multi-power dimmable driver PUSH - 1...10V, 1-21 Zep.		123,00
0145/DALI	Multi-power DALI dimmable driver, 1-21 Zep.		148,50
0031/IP	Driver IP67 350 mA, 1-12 Zeppelin		51,00
0143/IP	Driver IP67 500 mA, 1-8 Zeppelin		51,00

00 Trasparente - 01 Bianco - 02 Nero - 03 Grigio - 05 Rosso - 06 Verde - 08 Giallo - 09 Arancione - 10 Azzurro - 11 Rosa - 14 Lavagna - 21 Dorato lucido
23 Alluminio satinato - 24 Cromo nero - 25 Dorato satinato - 28 Foglia rame - 29 Foglia oro - 30 Foglia argento - 31 Cromato lucido - 32 Nickel satinato

Codice Articolo Prezzo € IVA esclusa

6350 SPOON TONDO

/W - LED max 2W 500 mA 209lm 4000K
/WW - LED max 2W 500 mA 199lm 3000K
/XW - LED max 2W 500 mA 189lm 2700K



01/W	84,00
01/WW	84,00
01/XW	84,00
45/W	89,50
45/WW	89,50
45/XW	89,50

F III IP40 3,8 cm 0,07

0217 Controcassa in materiale plastico Plastic Box 4,50

0214 Kit: box + plaster traforato Kit: box + perforated plaster 26,50

0125 Driver 350 mA, 1-6 Spoon tondo 29,00

0127 Driver 500 mA, 1-6 Spoon tondo 38,00

0128 Driver 350 mA, 1-10 Spoon tondo 35,50

0141/DIM Multi-power dimmable driver PUSH - 1...10V, 1-11 Spoon 70,50


0141/DALI Multi-power DALI dimmable driver, 1-11 Spoon 83,00

0145 Multi-power dimmable driver PUSH - 1...10V, 1-21 Spoon 123,00

0145/DALI Multi-power DALI dimmable driver, 1-21 Spoon 148,50

6351 SPOON QUADRO

/W - LED max 2W 500 mA 209lm 4000K
/WW - LED max 2W 500 mA 199lm 3000K
/XW - LED max 2W 500 mA 189lm 2700K



01/W	85,50
01/WW	85,50
01/XW	85,50
45/W	91,50
45/WW	91,50
45/XW	91,50

F III IP40 3,8 cm 0,07

0217 Controcassa in materiale plastico Plastic Box 4,50

0214 Kit: box + plaster traforato Kit: box + perforated plaster 26,50

0125 Driver 350 mA, 1-6 Spoon 29,00

0127 Driver 500 mA, 1-6 Spoon 38,00

0128 Driver 350 mA, 1-10 Spoon 35,50

0141/DIM Multi-power dimmable driver PUSH - 1...10V, 1-11 Spoon 70,50

0141/DALI Multi-power DALI dimmable driver, 1-11 Spoon 83,00

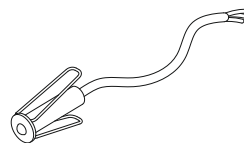
0145 Multi-power dimmable driver PUSH - 1...10V, 1-21 Spoon 123,00

0145/DALI Multi-power DALI dimmable driver, 1-21 Spoon 148,50

Codice Articolo Prezzo € IVA esclusa

6353 LUCCIOLA RGB LED 0,7W 12V DC

01 47,00



F III IP40 30 CM 1 cm 0,01

0152 Kit centralina RGB + Telecomando Kit RGB controller + Remote control 83,00

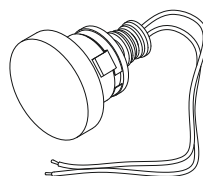
**Centraline RGB non sincronizzabili tra loro
RGB controller cannot be synchronized each other**

0159 Driver 12V 25W (1-26 Lucciola RGB) 44,50

0173 Driver 12V 50W (1-52 Lucciola RGB) 102,50

6354 ICE TONDO

/W - LED 1W 350mA 151lm 4000K
/WW - LED 1W 350mA 143lm 3000K
/XW - LED 1W 350mA 132lm 2700K



01/W	69,50
01/WW	69,50
01/XW	69,50
01/B	69,50

F III IP44 3 cm 0,05

0216 Controcassa in materiale plastico Plastic Box 4,50

0213 Kit: box + plaster traforato Kit: box + perforated plaster 26,00

0125 Driver 350 mA, 1-6 Ice 29,00

0128 Driver 350 mA, 1-10 Ice 35,50

0141/DIM Multi-power dimmable driver PUSH - 1...10V, 1-12 Ice 70,50

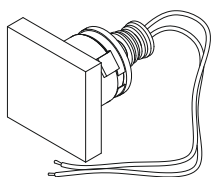
0141/DALI Multi-power DALI dimmable driver, 1-12 Ice 83,00

0145 Multi-power dimmable driver PUSH - 1...10V, 1-21 Ice 123,00

0145/DALI Multi-power DALI dimmable driver, 1-21 Ice 148,50

33 Acciaio satinato - 34 Verniciato corten - 35 Verniciato sabbia - 38 Ramato lucido - 39 Verniciato antracite - 45 Alluminio anodizzato
50 Cristallo - 56 Specchio - 57 Vetro bianco - 85 Verniciato argento - 86 Verniciato oro - 87 Verniciato rame - 88 Verniciato bronzo

Codice Articolo		Prezzo € IVA esclusa
6355		
ICE QUADRO		
/W - LED	1W 350mA 151lm 4000K	
/WW - LED	1W 350mA 143lm 3000K	
/XW - LED	1W 350mA 132lm 2700K	



01/W	68,00
01/WW	68,00
01/XW	68,00
01/B	68,00

F	III	IP44				3 cm		0,04 Kg
---	-----	------	--	--	--	------	--	---------

0216	Controcassa in materiale plastico <i>Plastic Box</i>		4,50
0213	Kit: box + plaster traforato <i>Kit: box + perforated plaster</i>		26,00
0125	Driver 350 mA, 1-6 Ice		29,00
0128	Driver 350 mA, 1-10 Ice		35,50
0141/DIM	Multi-power dimmable driver PUSH - 1...10V , 1-12 Ice		70,50
0141/DALI	Multi-power DALI dimmable driver, 1-12 Ice		83,00
0145	Multi-power dimmable driver PUSH - 1...10V , 1-21 Ice		123,00
0145/DALI	Multi-power DALI dimmable driver, 1-21 Ice		148,50

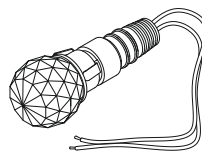
6356*
BYTE TONDO

***Eliminato**
Deleted

6357*
BYTE QUADRO

***Eliminato**
Deleted

Codice Articolo		Prezzo € IVA esclusa
6358		
VEGA		
/W - LED	1W 350mA 151lm 4000K	
/WW - LED	1W 350mA 143lm 3000K	
/XW - LED	1W 350mA 132lm 2700K	

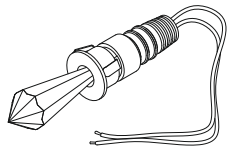


50/W	74,00
50/WW	74,00
50/XW	74,00

F	III	IP44				2 cm		0,06 Kg
---	-----	------	--	--	--	------	--	---------

0215	Controcassa in materiale plastico <i>Plastic Box</i>		3,50
0212	Kit: box + plaster traforato <i>Kit: box + perforated plaster</i>		26,00
0125	Driver 350 mA, 1-6 Vega		29,00
0128	Driver 350 mA, 1-10 Vega		35,50
0141/DIM	Multi-power dimmable driver PUSH - 1...10V , 1-12 Vega		70,50
0141/DALI	Multi-power DALI dimmable driver, 1-12 Vega		83,00
0145	Multi-power dimmable driver PUSH - 1...10V , 1-21 Vega		123,00
0145/DALI	Multi-power DALI dimmable driver, 1-21 Vega		148,50

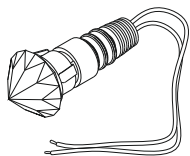
Codice Articolo	Prezzo € IVA esclusa
6359 SIRIO	50/W 72,00
/W - LED 1W 350mA 151lm 4000K	50/WW 72,00
/WW - LED 1W 350mA 143lm 3000K	50/XW 72,00
/XW - LED 1W 350mA 132lm 2700K	



F III IP44 2 cm	Kg 0,04
---	----------------

0215 Controcassa in materiale plastico <i>Plastic Box</i>		3,50
0212 Kit: box + plaster traforato <i>Kit: box + perforated plaster</i>		26,00
0125 Driver 350 mA, 1-6 Sirio		29,00
0128 Driver 350 mA, 1-10 Sirio		35,50
0141/DIM Multi-power dimmable driver PUSH - 1...10V , 1-12 Sirio		70,50
0141/DALI Multi-power DALI dimmable driver, 1-12 Sirio		83,00
0145 Multi-power dimmable driver PUSH - 1...10V , 1-21 Sirio		123,00
0145/DALI Multi-power DALI dimmable driver, 1-21 Sirio		148,50

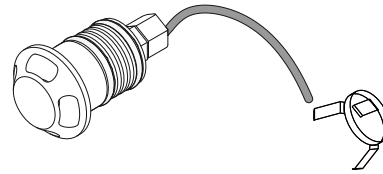
6360 ALCOR	50/W 74,00
/W - LED 1W 350mA 151lm 4000K	50/WW 74,00
/WW - LED 1W 350mA 143lm 3000K	50/XW 74,00
/XW - LED 1W 350mA 132lm 2700K	



F III IP44 2 cm	Kg 0,03
---	----------------

0215 Controcassa in materiale plastico <i>Plastic Box</i>		3,50
0212 Kit: box + plaster traforato <i>Kit: box + perforated plaster</i>		26,00
0125 Driver 350 mA, 1-6 Alcor		29,00
0128 Driver 350 mA, 1-10 Alcor		35,50
0141/DIM Multi-power dimmable driver PUSH - 1...10V , 1-12 Alcor		70,50
0141/DALI Multi-power DALI dimmable driver, 1-12 Alcor		83,00
0145 Multi-power dimmable driver PUSH - 1...10V , 1-21 Alcor		123,00
0145/DALI Multi-power DALI dimmable driver, 1-21 Alcor		148,50

Codice Articolo	Prezzo € IVA esclusa
6361 KROSS	33/B 132,50
/W - LED max 2W 500 mA 209lm 4000K	33/W 132,50
/WW - LED max 2W 500 mA 199lm 3000K	33/WW 132,50
/XW - LED max 2W 500 mA 189lm 2700K	33/XW 132,50

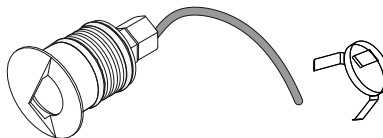


Molla per cartongesso inclusa
Spring for plasterboard included

F III IP67 3,2 cm	Kg 0,10
---	----------------

0216 Controcassa in materiale plastico <i>Plastic Box</i>		4,50
0220 Kit cassaforma drenante + connettore IP <i>Kit draining junction box + IP connector</i>		25,50
0125 Driver 350 mA, 1-6 Kross		29,00
0127 Driver 500 mA, 1-6 Kross		38,00
0128 Driver 350 mA, 1-10 Kross		35,50
0141/DIM Multi-power dimmable driver PUSH - 1...10V , 1-11 Kross		70,50
0141/DALI Multi-power DALI dimmable driver, 1-11 Kross		83,00
0145 Multi-power dimmable driver PUSH - 1...10V , 1-21 Kross		123,00
0145/DALI Multi-power DALI dimmable driver, 1-21 Kross		148,50
0031/IP Driver IP67 350 mA, 1-12 Kross		51,00
0143/IP Driver IP67 500 mA, 1-8 Kross		51,00

6362 VISTA	33/W 124,50
/W - LED max 2W 500 mA 209lm 4000K	33/WW 124,50
/WW - LED max 2W 500 mA 199lm 3000K	33/XW 124,50
/XW - LED max 2W 500 mA 189lm 2700K	

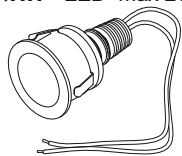


Molla per cartongesso inclusa
Spring for plasterboard included

F III IP67 3,2 cm	Kg 0,10
---	----------------

0216 Controcassa in materiale plastico <i>Plastic Box</i>		4,50
0220 Kit cassaforma drenante + connettore IP <i>Kit draining junction box + IP connector</i>		25,50
0125 Driver 350 mA, 1-6 Vista		29,00
0127 Driver 500 mA, 1-6 Vista		38,00
0128 Driver 350 mA, 1-10 Vista		35,50
0141/DIM Multi-power dimmable driver PUSH - 1...10V , 1-11 Vista		70,50
0141/DALI Multi-power DALI dimmable driver, 1-11 Vista		83,00
0145 Multi-power dimmable driver PUSH - 1...10V , 1-21 Vista		123,00
0145/DALI Multi-power DALI dimmable driver, 1-21 Vista		148,50
0031/IP Driver IP67 350 mA, 1-12 Vista		51,00
0143/IP Driver IP67 500 mA, 1-8 Vista		51,00

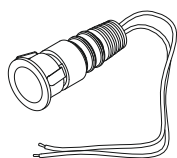
Codice Articolo	Prezzo € IVA esclusa
6363 TOP	
/W - LED max 2W 500 mA 209lm 4000K	01/W 63,50
/WW - LED max 2W 500 mA 199lm 3000K	01/WW 63,50
/XW - LED max 2W 500 mA 189lm 2700K	01/XW 63,50



		IP40				3 cm		0,04
--	--	------	--	--	--	------	--	------

0216	Controcassa in materiale plastico <i>Plastic Box</i>		4,50
0213	Kit: box + plaster traforato <i>Kit: box + perforated plaster</i>		26,00
0125	Driver 350 mA, 1-6 Top		29,00
0127	Driver 500 mA, 1-6 Top		38,00
0128	Driver 350 mA, 1-10 Top		35,50
0141/DIM	Multi-power dimmable driver PUSH - 1...10V , 1-11 Top		70,50
0141/DALI	Multi-power DALI dimmable driver, 1-11 Top		83,00
0145	Multi-power dimmable driver PUSH - 1...10V , 1-21 Top		123,00
0145/DALI	Multi-power DALI dimmable driver, 1-21 Top		148,50

6364 TOP MINI	
/W - LED 1W 350mA 151lm 4000K	01/W 59,00
/WW - LED 1W 350mA 143lm 3000K	01/WW 59,00
/XW - LED 1W 350mA 135lm 2700K	01/XW 59,00



		IP40				2 cm		0,02
--	--	------	--	--	--	------	--	------

0215	Controcassa in materiale plastico <i>Plastic Box</i>		3,50
0212	Kit: box + plaster traforato <i>Kit: box + perforated plaster</i>		26,00
0125	Driver 350 mA, 1-6 Top mini		29,00
0128	Driver 350 mA, 1-10 Top mini		35,50
0141/DIM	Multi-power dimmable driver PUSH - 1...10V , 1-12 Top Mini		70,50
0141/DALI	Multi-power DALI dimmable driver, 1-12 Top Mini		83,00
0145	Multi-power dimmable driver PUSH - 1...10V , 1-21 Top Mini		123,00
0145/DALI	Multi-power DALI dimmable driver, 1-21 Top Mini		148,50

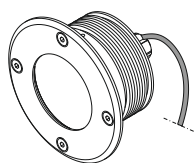
Codice Articolo	Prezzo € IVA esclusa
6365 ZEN LED	
/W - LED max 2W 500 mA 209lm 4000K	01/W 01/WW 01/XW 69,50
/WW - LED max 2W 500 mA 199lm 3000K	21/W 21/WW 21/XW 79,00
/XW - LED max 2W 500 mA 189lm 2700K	31/W 31/WW 31/XW 76,50
	32/W 32/WW 32/XW 77,50



					6 cm		0,07
--	--	--	--	--	------	--	------

0232	Cassaforma da parete <i>Wall Plastic Box</i>		10,00
0125	Driver 350 mA, 1-6 Zen LED		29,00
0127	Driver 500 mA, 1-6 Zen LED		38,00
0128	Driver 350 mA, 1-10 Zen LED		35,50
0141/DIM	Multi-power dimmable driver PUSH - 1...10V , 1-11 Zen		70,50
0141/DALI	Multi-power DALI dimmable driver, 1-11 Zen		83,00
0145	Multi-power dimmable driver PUSH - 1...10V , 1-21 Zen		123,00
0145/DALI	Multi-power DALI dimmable driver, 1-21 Zen		148,50

6366 DRIVE	
/W - LED max 3x1W 350mA 453lm 4000K	33/W 214,00
/WW - LED max 3x1W 350mA 429lm 3000K	33/WW 214,00
	33/XW 214,00



INOX AISI 316L

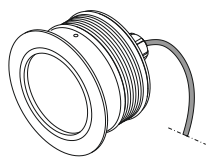
		IP67							6 cm		0,40
--	--	------	--	--	--	--	--	--	------	--	------

0229	Kit cassaforma drenante + connettore IP <i>Kit draining junction box + IP connector</i>		28,00
0125	Driver 350 mA, 1-2 Drive		29,00
0128	Driver 350 mA, 1-3 Drive		35,50
0141/DIM	Multi-power dimmable driver PUSH - 1...10V , 1-4 Drive		70,50
0141/DALI	Multi-power DALI dimmable driver, 1-4 Drive		83,00
0145	Multi-power dimmable driver PUSH - 1...10V , 1-7 Drive		123,00
0145/DALI	Multi-power DALI dimmable driver, 1-7 Drive		148,50
0031/IP	Driver IP67 350 mA, 1-4 Drive		51,00

00 Trasparente - 01 Bianco - 02 Nero - 03 Grigio - 05 Rosso - 06 Verde - 08 Giallo - 09 Arancione - 10 Azzurro - 11 Rosa - 14 Lavagna - 21 Dorato lucido
23 Alluminio satinato - 24 Cromo nero - 25 Dorato satinato - 28 Foglia rame - 29 Foglia oro - 30 Foglia argento - 31 Cromato lucido - 32 Nickel satinato

Codice Articolo Prezzo € IVA esclusa

6368 ZEPPELIN MAXI TONDO	33/W	202,50
/W - LED max 3x1W 350mA 453lm 4000K	33/WW	202,50
/WW - LED max 3x1W 350mA 429lm 3000K	33/XW	202,50
/XW - LED max 3x1W 350mA 405lm 2700K		



INOX AISI 316L

F III IP67 1000 Kg T<50°C 30 CM 6 cm Kg 0,40

0230	Kit cassaforma drenante + connettore IP Kit draining junction box + IP connector		27,00
-------------	---	--	-------

0232	Cassaforma da parete Wall Plastic Box		10,00
-------------	--	--	-------

0260	Accessorio per montaggio su cartongesso Spring for plasterboard		17,50
-------------	--	--	-------

0125	Driver 350 mA, 1-2 Zeppelin Maxi	29,00
-------------	----------------------------------	-------

0128	Driver 350 mA, 1-3 Zeppelin Maxi	35,50
-------------	----------------------------------	-------

0141/DIM	Multi-power dimmable driver PUSH - 1...10V , 1-4 Zeppelin Maxi	70,50
-----------------	---	-------

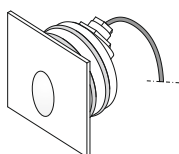
0141/DALI	Multi-power DALI dimmable driver, 1-4 Zeppelin Maxi	83,00
------------------	--	-------

0145	Multi-power dimmable driver PUSH - 1...10V , 1-7 Zeppelin Maxi	123,00
-------------	---	--------

0145/DALI	Multi-power DALI dimmable driver, 1-7 Zeppelin Maxi	148,50
------------------	--	--------

0031/IP	Driver IP67 350 mA, 1-4 Zeppelin Maxi Tondo	51,00
----------------	---	-------

6369 STEP QUADRO	01/W	130,50
/W - LED max 2W 500 mA 209lm 4000K	01/WW	130,50
/WW - LED max 2W 500 mA 199lm 3000K	01/XW	130,50
/XW - LED max 2W 500 mA 189lm 2700K	45/W	134,00
	45/WW	134,00
	45/XW	134,00



F III IP55 30 CM 6 cm Kg 0,30

0232	Cassaforma da parete Wall Plastic Box		10,00
-------------	--	--	-------

0125	Driver 350 mA, 1-6 Step	29,00
-------------	-------------------------	-------

0127	Driver 500 mA, 1-6 Step	38,00
-------------	-------------------------	-------

0128	Driver 350 mA, 1-10 Step	35,50
-------------	--------------------------	-------

0141/DIM	Multi-power dimmable driver PUSH - 1...10V , 1-11 Step	70,50
-----------------	---	-------

0141/DALI	Multi-power DALI dimmable driver, 1-11 Step	83,00
------------------	--	-------

0145	Multi-power dimmable driver PUSH - 1...10V , 1-21 Step	123,00
-------------	---	--------

0145/DALI	Multi-power DALI dimmable driver, 1-21 Step	148,50
------------------	--	--------

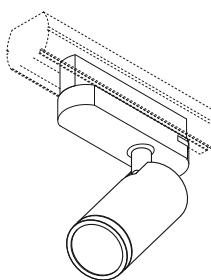
0031/IP	Driver IP67 350 mA, 1-12 Step	51,00
----------------	-------------------------------	-------

0143/IP	Driver IP67 500 mA, 1-8 Step	51,00
----------------	------------------------------	-------

33 Acciaio satinato - 34 Verniciato corten - 35 Verniciato sabbia - 38 Ramato lucido - 39 Verniciato antracite - 45 Alluminio anodizzato
50 Cristallo - 56 Specchio - 57 Vetro bianco - 85 Verniciato argento - 86 Verniciato oro - 87 Verniciato rame - 88 Verniciato bronzo

Codice Articolo Prezzo € IVA esclusa

6370 NEWTON TRACK 230V	01/W 01/WW 01/XW /24	176,50
	01/W 01/WW 01/XW /38	176,50
	01/W 01/WW 01/XW /ST	176,50
	01/W 01/WW 01/XW /58	176,50
	02/W 02/WW 02/XW /24	176,50
	02/W 02/WW 02/XW /38	176,50
	02/W 02/WW 02/XW /ST	176,50
	02/W 02/WW 02/XW /58	176,50



/W - LED 8,9W 1353lm 4000K
/WW - LED 8,9W 1303lm 3000K
/XW - LED 8,9W 1244lm 2700K

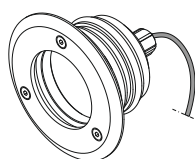
Disponibile su richiesta versione **CASAMBI**
CASAMBI version available on request

F III IP67 1000 Kg T<50°C 30 CM 6 cm Kg 0,55

0267	Frangiglucce - Louvres	01 02	38,00
-------------	------------------------	--------------	-------

0274	Schermo antiabbagliamento Anti-glare glass	01 02	38,50
-------------	---	--------------	-------

6371 TRIS	33/W 33/WW 33/XW /10	176,50
	33/W 33/WW 33/XW /25	176,50



/W - LED max 3x2W 500mA 627lm 4000K
/WW - LED max 3x2W 500mA 597lm 3000K
/XW - LED max 3x2W 500mA 567lm 2700K

INOX AISI 316L

F III IP67 1000 Kg T<50°C 30 CM 8,5 cm Kg 0,40

0231	Kit cassaforma drenante + connettore IP Kit draining junction box + IP connector		27,00
-------------	---	--	-------

0235	Cassaforma da parete Wall Plastic Box		10,50
-------------	--	--	-------

0233	Accessorio per montaggio su cartongesso Spring for plasterboard		17,00
-------------	--	--	-------

0125	Driver 350 mA, 1-2 Tris	29,00
-------------	-------------------------	-------

0127	Driver 500 mA, 1-2 Tris	38,00
-------------	-------------------------	-------

0128	Driver 350 mA, 1-3 Tris	35,50
-------------	-------------------------	-------

0141/DIM	Multi-power dimmable driver PUSH - 1...10V , 1-3 Tris	70,50
-----------------	--	-------

0141/DALI	Multi-power DALI dimmable driver, 1-3 Tris	83,00
------------------	---	-------

0145	Multi-power dimmable driver PUSH - 1...10V , 1-7 Tris	123,00
-------------	--	--------

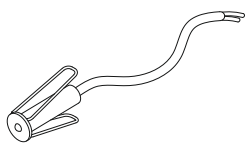
0145/DALI	Multi-power DALI dimmable driver, 1-7 Tris	148,50
------------------	---	--------

0031/IP	Driver IP67 350 mA, 1-4 Tris	51,00
----------------	------------------------------	-------

0143/IP	Driver IP67 500 mA, 1-2 Tris	51,00
----------------	------------------------------	-------

Codice Articolo Prezzo € IVA esclusa

6372
LUCCIOLA
LED 8V DC 0,16W 20mA



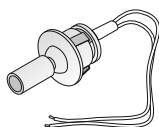
01/B	29,50
01/CW	29,50
01/WW	29,50
01/XW	29,50

Solo collegamento in parallelo - Non dimmerabile
Parallel connection only - Not dimmable

F III IP40 0,8 cm 0,01

0130 Alimentatore 8V DC, 1-40 Lucciola 39,50

6373
SNORKY
/W - LED 1W 350mA 151lm 4000K
/WW - LED 1W 350mA 143lm 3000K
/XW - LED 1W 350mA 132lm 2700K



31/W	72,50
31/WW	72,50
31/XW	72,50

F III IP40 2 cm 0,02

0215 Controcassa in materiale plastico Plastic Box 3,50

0212 Kit: box + plaster traforato Kit: box + perforated plaster 26,00

0125 Driver 350 mA, 1-6 Snorky 29,00

0128 Driver 350 mA, 1-10 Snorky 35,50

0141/DIM Multi-power dimmable driver PUSH - 1...10V, 1-12 Snorky 70,50

0141/DALI Multi-power DALI dimmable driver, 1-12 Snorky 83,00

0145 Multi-power dimmable driver PUSH - 1...10V, 1-21 Snorky 123,00

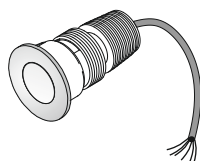
0145/DALI Multi-power DALI dimmable driver, 1-21 Snorky 148,50

6374*
NEWTON PLUS 230V

*Eliminato Deleted

Codice Articolo Prezzo € IVA esclusa

6375
PIX RGB
LED 3x250mA



Molla per cartongesso inclusa
Spring for plasterboard included

01	111,50
32	111,50

F III IP40 3,2 cm 0,07

0209 Adattatore per doghe Adapter for slats 8,00

0234 Controcassa in materiale plastico Plastic Box 5,00

0164 Driver RGB 120W - IN: 230V - OUT: 3x24V 268,50

0167 Driver RGB 22W - IN: 230V - OUT: 3x24V 72,00

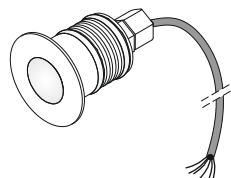
0168 Converter RGB - IN: 24V - OUT: 3x250 mA, 1-5 Pix RGB 68,50

0163 IR sensor 36,50

0165 IR remote controller 58,50

0166 Sync cable 12,00

6376
ZEPPELIN TONDO RGB
LED 3x250mA



Molla per cartongesso inclusa
Spring for plasterboard included

33 186,50

INOX AISI 316L

F III IP67 3,2 cm 0,02

0216 Controcassa in materiale plastico Plastic Box 4,50

0228 Cassaforma drenante Draining junction box 8,00

0164 Driver RGB 120W - IN: 230V - OUT: 3x24V 268,50

0167 Driver RGB 22W - IN: 230V - OUT: 3x24V 72,00

0168 Converter RGB - IN: 24V - OUT: 3x250 mA, 1-5 Zeppelin RGB 68,50

0163 IR sensor 36,50

0165 IR remote controller 58,50

0166 Sync cable 12,00

Codice
Articolo

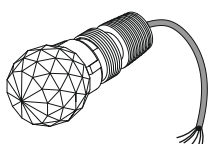
Prezzo €
IVA esclusa

6377*
ICE QUADRO RGB

**Eliminato
Deleted*

6378
VEGA MAXI RGB
LED 3x250mA

50 133,00



F III IP44 30 CM 3 cm 0,16

0234 Controcassa in materiale plastico Plastic Box 5,00

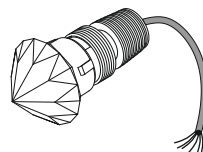
0164	Driver RGB 120W - IN: 230V - OUT: 3x24V	268,50
0167	Driver RGB 22W - IN: 230V - OUT: 3x24V	72,00
0168	Converter RGB - IN: 24V - OUT: 3x250 mA, 1-5 Vega Maxi RGB	68,50
0163	IR sensor	36,50
0165	IR remote controller	58,50
0166	Sync cable	12,00

Codice
Articolo

Prezzo €
IVA esclusa

6379
ALCOR MAXI RGB
LED 3x250mA

50 136,50



F III IP44 30 CM 3 cm 0,12

0234 Controcassa in materiale plastico Plastic Box 5,00

0164	Driver RGB 120W - IN: 230V - OUT: 3x24V	268,50
0167	Driver RGB 22W - IN: 230V - OUT: 3x24V	72,00
0168	Converter RGB - IN: 24V - OUT: 3x250 mA, 1-5 Alcor Maxi RGB	68,50
0163	IR sensor	36,50
0165	IR remote controller	58,50
0166	Sync cable	12,00

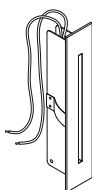
6381
SLOT

/W - LED 1W 350mA 151lm 4000K
/WW - LED 1W 350mA 143lm 3000K
/XW - LED 1W 350mA 135lm 2700K

01/W 137,00

01/WW 137,00

01/XW 137,00

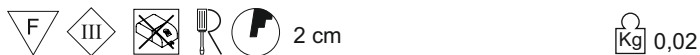
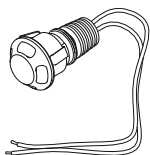


F III 2,3 x 17 cm 0,20

0249 Box + plaster 45,50

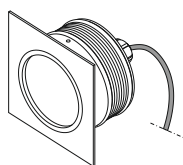
0125	Driver 350 mA, 1-6 Slot	29,00
0128	Driver 350 mA, 1-10 Slot	35,50
0141/DIM	Multi-power dimmable driver PUSH - 1...10V , 1-12 Slot	70,50
0141/DALI	Multi-power DALI dimmable driver, 1-12 Slot	83,00
0145	Multi-power dimmable driver PUSH - 1...10V , 1-21 Slot	123,00
0145/DALI	Multi-power DALI dimmable driver, 1-21 Slot	148,50

Codice Articolo	Prezzo € IVA esclusa
6382 CRUISE	
/W - LED 1W 350mA 151lm 4000K	01/W 49,00
/WW - LED 1W 350mA 143lm 3000K	01/WW 49,00
/XW - LED 1W 350mA 135lm 2700K	01/XW 49,00
	01/B 49,00



0215	Controcassa in materiale plastico <i>Plastic Box</i>		3,50
0212	Kit: box + plaster traforato Kit: box + perforated plaster		26,00
0125	Driver 350 mA, 1-6 Cruise		29,00
0128	Driver 350 mA, 1-10 Cruise		35,50
0141/DIM	Multi-power dimmable driver PUSH - 1...10V , 1-12 Cruise		70,50
0141/DALI	Multi-power DALI dimmable driver, 1-12 Cruise		83,00
0145	Multi-power dimmable driver PUSH - 1...10V , 1-21 Cruise		123,00
0145/DALI	Multi-power DALI dimmable driver, 1-21 Cruise		148,50

Codice Articolo	Prezzo € IVA esclusa
6383 ZEPPELIN MAXI QUADRO	
/W - LED max 3x1W 350mA 453lm 4000K	33/W 231,50
/WW - LED max 3x1W 350mA 429lm 3000K	33/WW 231,50
/XW - LED max 3x1W 350mA 405lm 2700K	33/XW 231,50

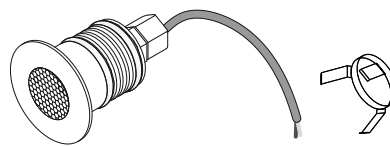


INOX AISI 316L



0230	Kit cassaforma drenante + connettore IP <i>Kit draining junction box + IP connector</i>		27,00
0232	Cassaforma da parete <i>Wall Plastic Box</i>		10,00
0260	Accessorio per montaggio su cartongesso <i>Spring for plasterboard</i>		17,50
0125	Driver 350 mA, 1-2 Zeppelin Maxi		29,00
0128	Driver 350 mA, 1-3 Zeppelin Maxi		35,50
0141/DIM	Multi-power dimmable driver PUSH - 1...10V , 1-4 Zeppelin Maxi		70,50
0141/DALI	Multi-power DALI dimmable driver, 1-4 Zeppelin Maxi		83,00
0145	Multi-power dimmable driver PUSH - 1...10V , 1-7 Zeppelin Maxi		123,00
0145/DALI	Multi-power DALI dimmable driver, 1-7 Zeppelin Maxi		148,50
0031/IP	Driver IP67 350 mA, 1-4 Zeppelin Maxi		51,00

Codice Articolo	Prezzo € IVA esclusa
6384 ZEPPELIN TONDO 25 PLUS	
/W - LED max 2W 500mA 209lm 4000K	33/W /11/25/45 105,00
/WW - LED max 2W 500mA 199lm 3000K	33/WW /11/25/45 105,00
/XW - LED max 2W 500mA 189lm 2700K	33/XW /11/25/45 105,00

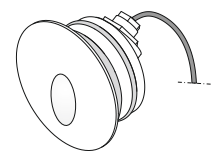


Molla per cartongesso inclusa
Spring for plasterboard included

INOX AISI 316L



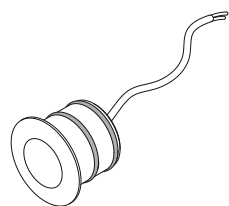
0216	Controcassa in materiale plastico <i>Plastic Box</i>		4,50
0220	Kit cassaforma drenante + connettore IP <i>Kit draining junction box + IP connector</i>		25,50
0125	Driver 350 mA, 1-6 Zeppelin 25 Plus		29,00
0127	Driver 500 mA, 1-6 Zeppelin 25 Plus		38,00
0128	Driver 350 mA, 1-10 Zeppelin 25 Plus		30,00
0141/DIM	Multi-power dimmable driver PUSH - 1...10V , 1-11 Zeppelin		70,50
0141/DALI	Multi-power DALI dimmable driver, 1-11 Zeppelin		83,00
0145	Multi-power dimmable driver PUSH - 1...10V , 1-21 Zeppelin		123,00
0145/DALI	Multi-power DALI dimmable driver, 1-21 Zeppelin		148,50
0031/IP	Driver IP67 350 mA, 1-12 Zeppelin 25 Plus		51,00
0143/IP	Driver IP67 500 mA, 1-8 Zeppelin 25 Plus		51,00
6387 STEP TONDO			
/W - LED max 2W 500mA 209lm 4000K	01/W 120,00		
/WW - LED max 2W 500mA 199lm 3000K	01/WW 120,00		
/XW - LED max 2W 500mA 189lm 2700K	01/XW 120,00		
	45/W 123,00		
	45/WW 123,00		
	45/XW 123,00		



0232	Cassaforma da parete <i>Wall Plastic Box</i>		10,00
0125	Driver 350 mA, 1-6 Step		29,00
0127	Driver 500 mA, 1-6 Step		38,00
0128	Driver 350 mA, 1-10 Step		30,00
0141/DIM	Multi-power dimmable driver PUSH - 1...10V , 1-11 Step		70,50
0141/DALI	Multi-power DALI dimmable driver, 1-11 Step		83,00
0145	Multi-power dimmable driver PUSH - 1...10V , 1-21 Step		123,00
0145/DALI	Multi-power DALI dimmable driver, 1-21 Step		148,50
0031/IP	Driver IP67 350 mA, 1-12 Step		51,00
0143/IP	Driver IP67 500 mA, 1-8 Step		51,00

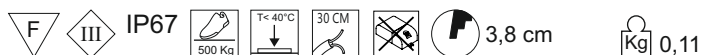
00 Trasparente - 01 Bianco - 02 Nero - 03 Grigio - 05 Rosso - 06 Verde - 08 Giallo - 09 Arancione - 10 Azzurro - 11 Rosa - 14 Lavagna - 21 Dorato lucido
23 Alluminio satinato - 24 Cromo nero - 25 Dorato satinato - 28 Foglia rame - 29 Foglia oro - 30 Foglia argento - 31 Cromato lucido - 32 Nickel satinato

Codice Articolo		Prezzo € IVA esclusa
6388 SOFT	33/W	113,00
/W - LED 1,5W 12V 4000K	33/WW	113,00
/WW - LED 1,5W 12V 3000K		



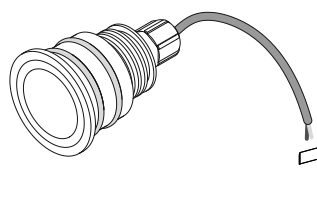
INOX AISI 316L

Solo collegamento in parallelo
Parallel connection only



0217	Controcassa in materiale plastico Plastic Box		4,50
0250	Kit cassaforma drenante + connettore IP Kit draining junction box + IP connector		24,00
0129	Multi-power dimmable driver, 1-6 Soft		71,50
0129/DALI	Multi-power DALI dimmable driver, 1-6 Soft		109,00
0159	Alimentatore 12V - 25W, 1-15 Soft		44,50
0036/IP	Driver IP 12V 14,4W, 1-8 Soft		47,50

6389 CERCHIO	33/W	171,00
/W - LED max 2W 500mA 209lm 4000K	33/WW	171,00
/WW - LED max 2W 500mA 199lm 3000K	33/XW	171,00
/XW - LED max 2W 500mA 189lm 2700K	33/B	171,00



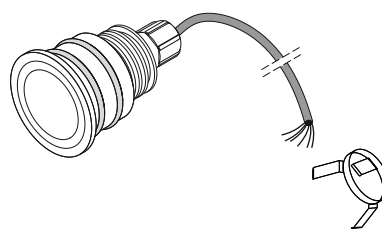
Molla per cartongesso inclusa
Spring for plasterboard included

INOX AISI 316L



0217	Controcassa in materiale plastico Plastic Box		4,50
0250	Kit cassaforma drenante + connettore IP Kit draining junction box + IP connector		24,00
0125	Driver 350 mA, 1-6 Cerchio		29,00
0127	Driver 500 mA, 1-6 Cerchio		38,00
0128	Driver 350 mA, 1-10 Cerchio		30,00
0141/DIM	Multi-power dimmable driver PUSH - 1...10V , 1-11 Cerchio		70,50
0141/DALI	Multi-power DALI dimmable driver, 1-11 Cerchio		83,00
0145	Multi-power dimmable driver PUSH - 1...10V , 1-21 Cerchio		123,00
0145/DALI	Multi-power DALI dimmable driver, 1-21 Cerchio		148,50
0031/IP	Driver IP67 350 mA, 1-12 Cerchio		51,00
0143/IP	Driver IP67 500 mA, 1-8 Cerchio		51,00

Codice Articolo		Prezzo € IVA esclusa
6390 CERCHIO RGB	33	229,00
LED 3x250mA		



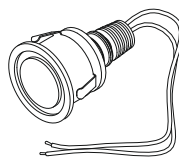
Molla per cartongesso inclusa
Spring for plasterboard included

INOX AISI 316L



0217	Controcassa in materiale plastico Plastic Box		4,50
0251	Cassaforma drenante Draining junction box		8,00
0164	Driver RGB 120W - IN: 230V - OUT: 3x24V		268,50
0167	Driver RGB 22W - IN: 230V - OUT: 3x24V		72,00
0168	Converter RGB - IN: 24V - OUT: 3x250 mA, 1-5 Cerchio RGB		68,50
0163	IR sensor		36,50
0165	IR remote controller		58,50
0166	Sync cable		12,00

6391 CERCHIETTO	01/W	100,50
/W - LED max 2W 500mA 209lm 4000K	01/WW	100,50
/WW - LED max 2W 500mA 199lm 3000K	01/XW	100,50
/XW - LED max 2W 500mA 189lm 2700K	01/B	100,50



0216	Controcassa in materiale plastico Plastic Box		4,50
0213	Kit: box + plaster traforato Kit: box + perforated plaster		26,00
0125	Driver 350 mA, 1-6 Cerchietto		29,00
0127	Driver 500 mA, 1-6 Cerchietto		38,00
0128	Driver 350 mA, 1-10 Cerchietto		30,00
0141/DIM	Multi-power dimmable driver PUSH - 1...10V , 1-11 Cerchietto		70,50
0141/DALI	Multi-power DALI dimmable driver, 1-11 Cerchietto		83,00
0145	Multi-power dimmable driver PUSH - 1...10V , 1-21 Cerchietto		123,00
0145/DALI	Multi-power DALI dimmable driver, 1-21 Cerchietto		148,50

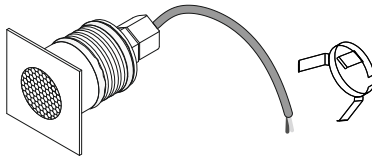
33 Acciaio satinato - 34 Verniciato corten - 35 Verniciato sabbia - 38 Ramato lucido - 39 Verniciato antracite - 45 Alluminio anodizzato
50 Cristallo - 56 Specchio - 57 Vetro bianco - 85 Verniciato argento - 86 Verniciato oro - 87 Verniciato rame - 88 Verniciato bronzo

Codice Articolo Prezzo € IVA esclusa

6394 ZEPPELIN QUADRO 25 PLUS

/W - LED max 2W 500mA 209lm 4000K
/WW - LED max 2W 500mA 199lm 3000K
/XW - LED max 2W 500mA 189lm 2700K

33/W	/11/25/45	115,00
33/WW	/11/25/45	115,00
33/XW	/11/25/45	115,00



Molla per cartongesso inclusa
 Spring for plasterboard included

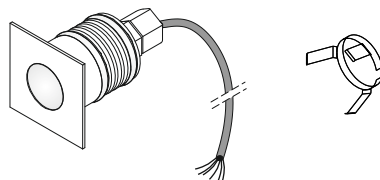
INOX AISI 316L



0216	Controcassa in materiale plastico Plastic Box		4,50
0220	Kit cassaforma drenante + connettore IP Kit draining junction box + IP connector		25,50
0125	Driver 350 mA, 1-6 Zeppelin 25 Plus		29,00
0127	Driver 500 mA, 1-6 Zeppelin 25 Plus		38,00
0128	Driver 350 mA, 1-10 Zeppelin 25 Plus		35,50
0141/DIM	Multi-power dimmable driver PUSH - 1...10V , 1-11 Zeppelin		70,50
0141/DALI	Multi-power DALI dimmable driver, 1-11 Zeppelin		83,00
0145	Multi-power dimmable driver PUSH - 1...10V , 1-21 Zeppelin		123,00
0145/DALI	Multi-power DALI dimmable driver, 1-21 Zeppelin		148,50
0031/IP	Driver IP67 350 mA, 1-12 Zeppelin 25 Plus		51,00
0143/IP	Driver IP67 500 mA, 1-8 Zeppelin 25 Plus		51,00

6395 ZEPPELIN QUADRO RGB LED 3x250mA

33	190,00
-----------	--------



Molla per cartongesso inclusa
 Spring for plasterboard included

INOX AISI 316L



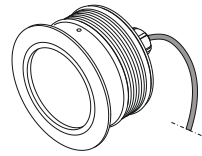
0216	Controcassa in materiale plastico Plastic Box		4,50
0228	Cassaforma drenante Draining junction box		8,00
0164	Driver RGB 120W - IN: 230V - OUT: 3x24V		268,50
0167	Driver RGB 22W - IN: 230V - OUT: 3x24V		72,00
0168	Converter RGB - IN: 24V - OUT: 3x250 mA, 1-5 Zeppelin RGB		68,50
0163	IR sensor		36,50
0165	IR remote controller		58,50
0166	Sync cable		12,00

Codice Articolo Prezzo € IVA esclusa

6397 ZEPPELIN MAXI COB

/W - LED 8,9W 17,8V 500mA 1353lm 4000K
/WW - LED 8,9W 17,8V 500mA 1303lm 3000K
/XW - LED 8,9W 17,8V 500mA 1263lm 2700K

33/W/28	202,50
33/W/60	202,50
33/WW/28	202,50
33/WW/60	202,50
33/XW/28	202,50
33/XW/60	202,50



INOX AISI 316L



0230	Kit cassaforma drenante + connettore IP Kit draining junction box + IP connector		27,00
0260/C	Accessorio per montaggio su cartongesso Spring for plasterboard		20,50
0149/COB	Driver 500 mA, 1 Zeppelin Maxi COB		32,50
0147/COB	Driver 500 mA, 1-2 Zeppelin Maxi COB		31,00
0141/DIM	Multi-power dimmable driver PUSH - 1...10V , 1-2 Zeppelin Maxi COB		70,50
0141/DALI	Multi-power DALI dimmable driver, 1-2 Zeppelin Maxi COB		83,00
0145	Multi-power dimmable driver PUSH - 1...10V , 1-3 Zeppelin Maxi COB		123,00
0145/DALI	Multi-power DALI dimmable driver, 1-3 Zeppelin Maxi COB		148,50
0143/IP	Driver IP67 500 mA, 1 Zeppelin Maxi COB		51,00

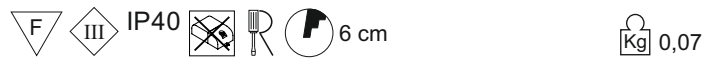
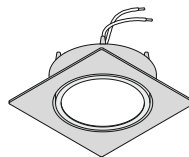
6398 MODUS LED

/W - LED max 2W 500 mA 209lm 4000K

/WW - LED max 2W 500 mA 199lm 3000K

/XW - LED max 2W 500 mA 189lm 2700K

01/W	01/WW	01/XW	69,00
21/W	21/WW	21/XW	84,00
31/W	31/WW	31/XW	77,00
32/W	32/WW	32/XW	78,00

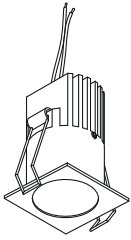


0232	Cassaforma da parete Wall Plastic Box		10,00
0125	Driver 350 mA, 1-6 Modus LED		29,00
0127	Driver 500 mA, 1-6 Modus LED		38,00
0128	Driver 350 mA, 1-10 Modus LED		35,50
0141/DIM	Multi-power dimmable driver PUSH - 1...10V , 1-11 Modus		70,50
0141/DALI	Multi-power DALI dimmable driver, 1-11 Modus		83,00
0145	Multi-power dimmable driver PUSH - 1...10V , 1-21 Modus		123,00
0145/DALI	Multi-power DALI dimmable driver, 1-21 Modus		148,50

00 Trasparente - 01 Bianco - 02 Nero - 03 Grigio - 05 Rosso - 06 Verde - 08 Giallo - 09 Arancione - 10 Azzurro - 11 Rosa - 14 Lavagna - 21 Dorato lucido
 23 Alluminio satinato - 24 Cromo nero - 25 Dorato satinato - 28 Foglia rame - 29 Foglia oro - 30 Foglia argento - 31 Cromato lucido - 32 Nickel satinato

Codice Articolo Prezzo € IVA esclusa

6409 DISSY QUADRO LED 8,9W 17,8V 500mA 1303lm 3000K 2700K - 4000K su richiesta 2700K - 4000K on request	01 /ST /TR	96,50
	02 /ST /TR	98,50
	03 /ST /TR	96,50
	21 /ST /TR	100,50
	31 /ST /TR	98,50
	32 /ST /TR	99,50

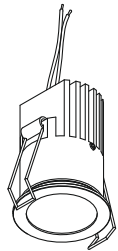


Su richiesta aperture ottiche da 24° e 58°
On request available beams of 24° and 58°

F III IP65 38° 5 cm Kg 0,20

0149/COB Driver 500 mA 1 Dissy	32,50
0147/COB Driver 500 mA, 1 -2 Dissy	31,00
0125 Driver 350 mA, 1 Dissy	29,00
0141/DIM Multi-power dimmable driver PUSH - 1...10V , 1-2 Dissy	70,50
0141/DALI Multi-power DALI dimmable driver, 1-2 Dissy	83,00
0145 Multi-power dimmable driver PUSH - 1...10V , 1-3 Dissy	123,00
0145/DALI Multi-power DALI dimmable driver, 1-3 Dissy	148,50
0115/EM Emergency Unit, 1 Dissy	143,50

6410 DISSY TONDO LED 8,9W 17,8V 500mA 1303lm 3000K 2700K - 4000K su richiesta 2700K - 4000K on request	01 /ST /TR	93,50
	02 /ST /TR	95,50
	03 /ST /TR	93,50
	21 /ST /TR	97,50
	31 /ST /TR	95,50
	32 /ST /TR	96,50



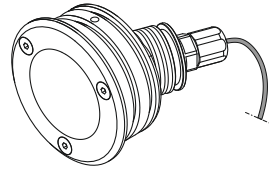
Su richiesta aperture ottiche da 24° e 58°
On request available beams of 24° and 58°

F III IP65 38° 5 cm Kg 0,20

0149/COB Driver 500 mA 1 Dissy	32,50
0147/COB Driver 500 mA, 1 -2 Dissy	31,00
0125 Driver 350 mA, 1 Dissy	29,00
0141/DIM Multi-power dimmable driver PUSH - 1...10V , 1-2 Dissy	70,50
0141/DALI Multi-power DALI dimmable driver, 1-2 Dissy	83,00
0145 Multi-power dimmable driver PUSH - 1...10V , 1-3 Dissy	123,00
0145/DALI Multi-power DALI dimmable driver, 1-3 Dissy	148,50
0115/EM Emergency Unit, 1 Dissy	143,50

Codice Articolo Prezzo € IVA esclusa

6411 ZEPPELIN ORIENTABILE /W - LED max 2W 500mA 209lm 4000K /WW - LED max 2W 500mA 199lm 3000K /XW - LED max 2W 500mA 189lm 2700K	33/W /11/25/45	200,50
	33/WW /11/25/45	200,50
	33/XW /11/25/45	200,50

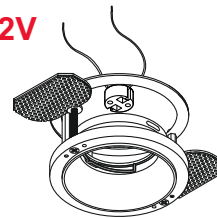


INOX AISI 316L

F III IP67 1000 Kg T < 50°C 30 CM 6 cm Kg 0,22

0230 Kit cassaforma drenante + connettore IP Kit draining junction box + IP connector	27,00
0232 Cassaforma a parete Wall plastic Box	10,00
0238 Accessorio per montaggio su cartongesso Spring for plasterboard	22,00
0125 Driver 350 mA, 1-6 Zeppelin orientabile	29,00
0127 Driver 500 mA, 1-6 Zeppelin orientabile	38,00
0141/DIM Multi-power dimmable driver PUSH - 1...10V , 1-11 Zeppelin	70,50
0141/DALI Multi-power DALI dimmable driver, 1-11 Zeppelin	83,00
0145 Multi-power dimmable driver PUSH - 1...10V , 1-21 Zeppelin	123,00
0145/DALI Multi-power DALI dimmable driver, 1-21 Zeppelin	148,50
0031/IP Driver IP67 350 mA, 1-12 Zeppelin orientabile	51,00
0143/IP Driver IP67 500 mA, 1-8 Zeppelin orientabile	51,00

6415 ROTONDO 12V 12V 50W GU 5,3	01	77,00
---	-----------	-------



III Kg 0,20

0183 Dischi reggi lampadina in metacrilato per il fissaggio del modulo LED Methacrylate disks for fixing LED module	/ST	4,50
	/TR	4,50

+ Power LED Alimentatore non incluso - Driver not included (pag. 132-133)

0121 Power LED max 3x3W 700mA 846lm 4000K 25°	80,50
0123 Power LED max 3x3W 700mA 804lm 3000K 25°	80,50

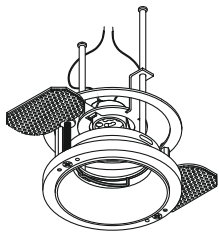
+ COB LED Alimentatore non incluso - Driver not included (pag. 132-133)
OPTIC degree

0107/XW /24 /40 /60 COB LED 6,1W 17,3V 350mA 896lm 2700K	44,00
0107/WW /24 /40 /60 COB LED 6,1W 17,3V 350mA 939lm 3000K	44,00
0107/W /24 /40 /60 COB LED 6,1W 17,3V 350mA 975lm 4000K	44,00
0107/CW /24 /40 /60 COB LED 6,1W 17,3V 350mA 1066lm 5000K	44,00
0108/XW /24 /40 /60 COB LED 8,9W 17,8V 500mA 1244lm 2700K	46,50
0108/WW /24 /40 /60 COB LED 8,9W 17,8V 500mA 1303lm 3000K	46,50
0108/W /24 /40 /60 COB LED 8,9W 17,8V 500mA 1353lm 4000K	46,50
0108/CW /24 /40 /60 COB LED 8,9W 17,8V 500mA 1480lm 5000K	46,50
0108/WW/IP /24 /38 /58 (IP44) COB LED 8,9W 17,8V 500mA 1303lm 3000K	76,00
0108/W/IP /24 /38 /58 (IP44) COB LED 8,9W 17,8V 500mA 1353lm 4000K	76,00

Codice Articolo Prezzo € IVA esclusa

6416
ROTONDO 230V
7W GU10 LED DIM (art. 0104/16)
7W GU10 LED (art. 0094/16)
max 50W GU10

01 88,50

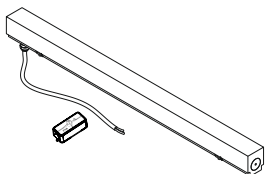


9,2 cm 0,30

6417
SPOOK
L 54 cm
/W - LED 24V 4,8W 540lm 4000K
/WW - LED 24V 4,8W 510lm 3000K

01/W 192,50
01/WW 192,50

Connettore IP67 incluso
IP67 connector included



Misure speciali pagina 164
Customized length page 164

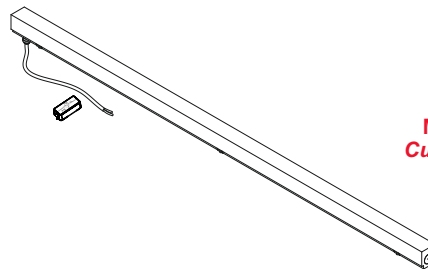
		IP67				IK10			0,80
0298/54	Cassaforma di partenza 54 cm Starting recessed box 54 cm								94,50
0299/54	Cassaforma 54 cm Recessed box 54 cm								71,00
0299/308	Cassaforma 308 cm Recessed box 308 cm								252,00
0293/S	2 giunti per unione cassaforme 2 joints for recessed boxes								15,50
0301	2 tappi di chiusura 2 end stoppers								24,50
0295	2 staffe ancoraggio cassaforma 2 anchor brackets								40,50
0155	Driver 24V - 13W								40,50
0033/IP	Driver IP67 24V - 14,4W								53,00
0717/DIM60	Dimmer 24V - 60W								109,00

Codice Articolo Prezzo € IVA esclusa

6418
SPOOK
L 104 cm
/W - LED 24V 9,6W 1080lm CRI>90 4000K
/WW - LED 24V 9,6W 1020lm CRI>90 3000K

01/W 264,00
01/WW 264,00

Connettore IP67 incluso
IP67 connector included



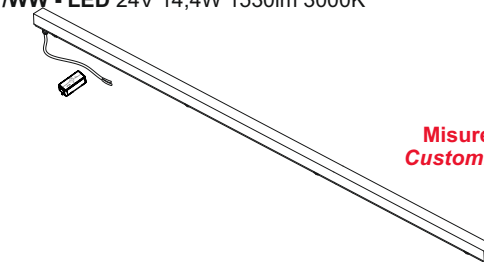
Misure speciali pagina 164
Customized length page 164

		IP67				IK10			1,60
0298/104	Cassaforma di partenza 104 cm Starting recessed box 104 cm								133,00
0299/104	Cassaforma 104 cm Recessed box 104 cm								107,00
0299/308	Cassaforma 308 cm Recessed box 308 cm								252,00
0293/S	2 giunti per unione cassaforme 2 joints for recessed boxes								15,50
0301	2 tappi di chiusura 2 end stoppers								24,50
0295	2 staffe ancoraggio cassaforma 2 anchor brackets								40,50
0155	Driver 24V - 13W								40,50
0033/IP	Driver IP67 24V - 14,4W								53,00
0717/DIM60	Dimmer 24V - 60W								109,00

6419
SPOOK
L 154 cm
/W - LED 24V 14,4W 1620lm 4000K
/WW - LED 24V 14,4W 1530lm 3000K

01/W 333,00
01/WW 333,00

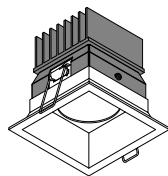
Connettore IP67 incluso
IP67 connector included



Misure speciali pagina 164
Customized length page 164

		IP67				IK10			2,30
0298/154	Cassaforma di partenza 154 cm Starting recessed box 154 cm								170,00
0299/154	Cassaforma 154 cm Recessed box 154 cm								152,00
0299/308	Cassaforma 308 cm Recessed box 308 cm								333,00
0293/S	2 giunti per unione cassaforme 2 joints for recessed boxes								15,50
0301	2 tappi di chiusura 2 end stoppers								24,50
0295	2 staffe ancoraggio cassaforma 2 anchor brackets								40,50
0156	Driver 24V - 25W								41,50
0033/IP	Driver IP67 24V - 14,4W								53,00
0717/DIM60	Dimmer 24V - 60W								109,00

Codice Articolo	Prezzo € IVA esclusa
6426*	
VERO MINI QUADRO	
W - LED 12,5W 35,9V 350mA 1845lm CRI>80 4000K	01/W 110,00
WW - LED 12,5W 35,9V 350mA 1774lm CRI>80 3000K	01/WW 110,00

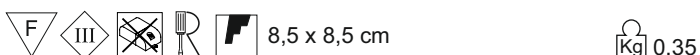


01/W 01/WW /ST 115,00

01/W 01/WW /P 115,00

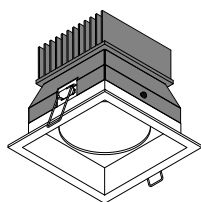
01/W 01/WW /ST/P 120,50

***Ad esaurimento**
Available till sold out



0128	Driver 350mA, 1 Vero mini	35,50
0169/50	Multi-power driver, 1-2 Vero mini	52,00
0141/DIM	Multi-power dimmable driver PUSH - 1...10V, 1 Vero mini	70,50
0141/DALI	Multi-power DALI dimmable driver, 1 Vero mini	83,00
0145	Multi-power dimmable driver PUSH - 1...10V, 1-2 Vero mini	123,00
0145/DALI	Multi-power DALI dimmable driver, 1-2 Vero mini	148,50
0115/EM	Emergency Unit, 1 Vero	143,50

Codice Articolo	Prezzo € IVA esclusa
6427*	
VERO QUADRO	
W - LED 17,5W 35V 500mA 2814lm CRI>80 4000K	01/W 159,00
WW - LED 17,5W 35V 500mA 2707lm CRI>80 3000K	01/WW 159,00

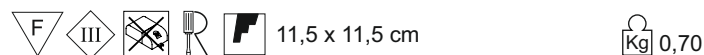


01/W 01/WW /ST 164,50

01/W 01/WW /P 160,50

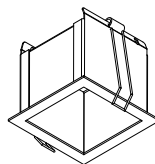
01/W 01/WW /ST/P 166,50

***Ad esaurimento**
Available till sold out



0147/COB	Driver 500mA, 1 Vero	31,00
0169/50	Multi-power driver, 1-2 Vero	52,00
0141/DIM	Multi-power dimmable driver PUSH - 1...10V, 1 Vero	70,50
0141/DALI	Multi-power DALI dimmable driver, 1 Vero	83,00
0145	Multi-power dimmable driver PUSH - 1...10V, 1-2 Vero	123,00
0145/DALI	Multi-power DALI dimmable driver, 1-2 Vero	148,50
0115/EM	Emergency Unit, 1 Vero	143,50

Codice Articolo	Prezzo € IVA esclusa
6431	
EASY QUADRO	
	01 54,50



0288 Schermo in metacrilato satinato **01** 6,50
Satin methacrilate screen

+ Power LED Alimentatore non incluso - Driver not included (pag. 132-133)

0121 Power LED max 3x3W 700mA 846lm 4000K 25° 80,50

0123 Power LED max 3x3W 700mA 804lm 3000K 25° 80,50

+ COB LED Alimentatore non incluso - Driver not included (pag. 132-133)

OPTIC degree

0107/XW /24 /40 /60 COB LED 6,1W 17,3V 350mA 896lm 2700K 44,00

0107/WW /24 /40 /60 COB LED 6,1W 17,3V 350mA 939lm 3000K 44,00

0107/W /24 /40 /60 COB LED 6,1W 17,3V 350mA 975lm 4000K 44,00

0107/CW /24 /40 /60 COB LED 6,1W 17,3V 350mA 1066lm 5000K 44,00

0108/XW /24 /40 /60 COB LED 8,9W 17,8V 500mA 1244lm 2700K 46,50

0108/WW /24 /40 /60 COB LED 8,9W 17,8V 500mA 1303lm 3000K 46,50

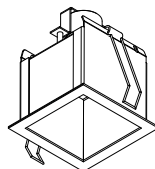
0108/W /24 /40 /60 COB LED 8,9W 17,8V 500mA 1353lm 4000K 46,50

0108/CW /24 /40 /60 COB LED 8,9W 17,8V 500mA 1480lm 5000K 46,50

0108/WW/IP /24 /38 /58 (IP44) COB LED 8,9W 17,8V 500mA 1303lm 3000K 76,00

0108/W/IP /24 /38 /58 (IP44) COB LED 8,9W 17,8V 500mA 1353lm 4000K 76,00

Codice Articolo	Prezzo € IVA esclusa
6432	
EASY QUADRO 230V	
7W GU10 LED DIM (art. 0104/...)	01 58,50
7W GU10 LED (art. 0094/...)	



0288 Schermo in metacrilato satinato **01** 6,50
Satin methacrilate screen

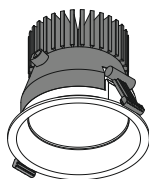
Codice Articolo Prezzo € IVA esclusa

6433*
VERO MINI TONDO

* **Eliminato**
Deleted

6434*
VERO TONDO

/W - LED 17,5W 35V 500mA 2814lm CRI>80 4000K
/WW - LED 17,5W 35V 500mA 2707lm CRI>80 3000K



01/W	176,50
01/WW	176,50
01/W 01/WW /ST	182,00
01/W 01/WW /P	182,00
01/W 01/WW /ST/P	187,00

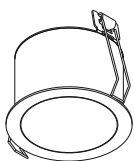
***Ad esaurimento**
Available till sold out

F III 11,5 cm 0,50

0147/COB	Driver 500mA, 1 Vero	31,00
0169/50	Multi-power driver 1-2 Vero	52,00
0141/DIM	Multi-power dimmable driver PUSH - 1...10V , 1 Vero	70,50
0141/DALI	Multi-power DALI dimmable driver, 1 Vero	83,00
0145	Multi-power dimmable driver PUSH - 1...10V , 1-2 Vero	123,00
0145/DALI	Multi-power DALI dimmable driver, 1-2 Vero	148,50
0115/EM	Emergency Unit, 1 Vero	143,50

6441
EASY TONDO

01 54,50



F III 8,6 cm 0,40

0289 Schermo in metacrilato satinato **01** 6,50
Satin methacrilate screen

+ Power LED Alimentatore non incluso - Driver not included (pag. 132-133)

0121 Power LED max 3x3W 700mA 846lm 4000K 25° 80,50

0123 Power LED max 3x3W 700mA 804lm 3000K 25° 80,50

+ COB LED Alimentatore non incluso - Driver not included (pag. 132-133)

OPTIC degree

0107/XW /24 /40 /60 COB LED 6,1W 17,3V 350mA 896lm 2700K 44,00

0107/WW /24 /40 /60 COB LED 6,1W 17,3V 350mA 939lm 3000K 44,00

0107/W /24 /40 /60 COB LED 6,1W 17,3V 350mA 975lm 4000K 44,00

0107/CW /24 /40 /60 COB LED 6,1W 17,3V 350mA 1066lm 5000K 44,00

0108/XW /24 /40 /60 COB LED 8,9W 17,8V 500mA 1244lm 2700K 46,50

0108/WW /24 /40 /60 COB LED 8,9W 17,8V 500mA 1303lm 3000K 46,50

0108/W /24 /40 /60 COB LED 8,9W 17,8V 500mA 1353lm 4000K 46,50

0108/CW /24 /40 /60 COB LED 8,9W 17,8V 500mA 1480lm 5000K 46,50

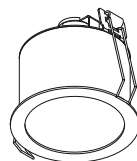
0108/WW/IP /24 /38 /58 (IP44) COB LED 8,9W 17,8V 500mA 1303lm 3000K 76,00

0108/W/IP /24 /38 /58 (IP44) COB LED 8,9W 17,8V 500mA 1353lm 4000K 76,00

Codice Articolo Prezzo € IVA esclusa

6442
EASY TONDO 230V
7W GU10 LED DIM (art. 0104/...)
7W GU10 LED (art. 0094/...)

01 58,50

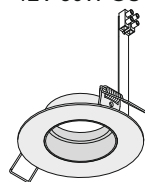


8,6 cm 0,20

0289 Schermo in metacrilato satinato **01** 6,50
Satin methacrilate screen

6447
GEKO TONDO ADJUSTABLE

12V 50W GU 5,3



▽30°

F III 7,5 cm 0,13

0183 Dischi reggi lampadina in metacrilato per il fissaggio del modulo LED **/ST** 4,50
Methacrylate disks for fixing LED module **/TR** 4,50

+ Power LED Alimentatore non incluso - Driver not included (pag. 132-133)

0121 Power LED max 3x3W 700mA 846lm 4000K 25° 80,50

0123 Power LED max 3x3W 700mA 804lm 3000K 25° 80,50

+ COB LED Alimentatore non incluso - Driver not included (pag. 132-133)

OPTIC degree

0107/XW /24 /40 /60 COB LED 6,1W 17,3V 350mA 896lm 2700K 44,00

0107/WW /24 /40 /60 COB LED 6,1W 17,3V 350mA 939lm 3000K 44,00

0107/W /24 /40 /60 COB LED 6,1W 17,3V 350mA 975lm 4000K 44,00

0107/CW /24 /40 /60 COB LED 6,1W 17,3V 350mA 1066lm 5000K 44,00

0108/XW /24 /40 /60 COB LED 8,9W 17,8V 500mA 1244lm 2700K 46,50

0108/WW /24 /40 /60 COB LED 8,9W 17,8V 500mA 1303lm 3000K 46,50

0108/W /24 /40 /60 COB LED 8,9W 17,8V 500mA 1353lm 4000K 46,50

0108/CW /24 /40 /60 COB LED 8,9W 17,8V 500mA 1480lm 5000K 46,50

0108/WW/IP /24 /38 /58 (IP44) COB LED 8,9W 17,8V 500mA 1303lm 3000K 76,00

0108/W/IP /24 /38 /58 (IP44) COB LED 8,9W 17,8V 500mA 1353lm 4000K 76,00

00 Trasparente - 01 Bianco - 02 Nero - 03 Grigio - 05 Rosso - 06 Verde - 08 Giallo - 09 Arancione - 10 Azzurro - 11 Rosa - 14 Lavagna - 21 Dorato lucido
23 Alluminio satinato - 24 Cromo nero - 25 Dorato satinato - 28 Foglia rame - 29 Foglia oro - 30 Foglia argento - 31 Cromato lucido - 32 Nickel satinato

Codice
Articolo

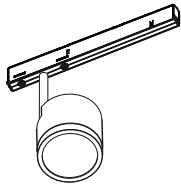
Prezzo €
IVA esclusa

Codice
Articolo

Prezzo €
IVA esclusa

6448 NEWTON FLAT 48V

H 10,5 cm
/W - LED 48V DC 8,9W 1353lm 4000K
/WW - LED 48V DC 8,9W 1303lm 3000K
/XW - LED 48V DC 8,9W 1244lm 2700K



01/W	01/WW	01/XW	/13	311,00
01/W	01/WW	01/XW	/40	311,00
01/W	01/WW	01/XW	/ST	311,00
02/W	02/WW	02/XW	/13	311,00
02/W	02/WW	02/XW	/40	311,00
02/W	02/WW	02/XW	/ST	311,00

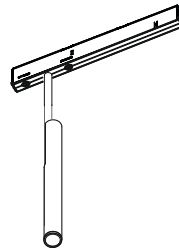


0,50

0264 Parabola decorativa **01 02** 81,00
Decorative parabolic reflector

6451 NEWTON SLIM 48V

H 26 cm
/W - LED 48V DC 8,9W 1353lm 4000K
/WW - LED 48V DC 8,9W 1303lm 3000K
/XW - LED 48V DC 8,9W 1244lm 2700K



01/W	01/WW	01/XW	/25	265,50
01/W	01/WW	01/XW	/48	265,50
01/W	01/WW	01/XW	/ST	265,50
01/W	01/WW	01/XW	/63	265,50
02/W	02/WW	02/XW	/25	265,50
02/W	02/WW	02/XW	/48	265,50
02/W	02/WW	02/XW	/ST	265,50
02/W	02/WW	02/XW	/63	265,50

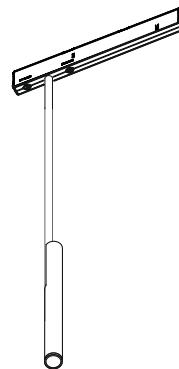


0,50

0265 Diffusore in vetro Pyrex sabbato **01 02** 64,00
Sand-blasted Pyrex glass diffuser

6452 NEWTON SLIM 48V

H 46 cm
/W - LED 48V DC 8,9W 1353lm 4000K
/WW - LED 48V DC 8,9W 1303lm 3000K
/XW - LED 48V DC 8,9W 1244lm 2700K



01/W	01/WW	01/XW	/25	274,50
01/W	01/WW	01/XW	/48	274,50
01/W	01/WW	01/XW	/ST	274,50
01/W	01/WW	01/XW	/63	274,50
02/W	02/WW	02/XW	/25	274,50
02/W	02/WW	02/XW	/48	274,50
02/W	02/WW	02/XW	/ST	274,50
02/W	02/WW	02/XW	/63	274,50

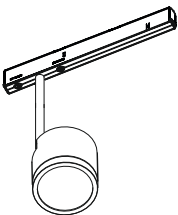


0,60

0265 Diffusore in vetro Pyrex sabbato **01 02** 64,00
Sand-blasted Pyrex glass diffuser

6449 NEWTON FLAT 48V

H 18,5 cm
/W - LED 48V DC 8,9W 1353lm 4000K
/WW - LED 48V DC 8,9W 1303lm 3000K
/XW - LED 48V DC 8,9W 1244lm 2700K



01/W	01/WW	01/XW	/13	316,50
01/W	01/WW	01/XW	/40	316,50
01/W	01/WW	01/XW	/ST	316,50
02/W	02/WW	02/XW	/13	316,50
02/W	02/WW	02/XW	/40	316,50
02/W	02/WW	02/XW	/ST	316,50

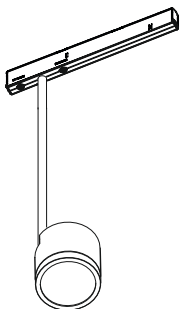


0,60

0264 Parabola decorativa **01 02** 81,00
Decorative parabolic reflector

6450 NEWTON FLAT 48V

H 38,5 cm
/W - LED 48V DC 8,9W 1353lm 4000K
/WW - LED 48V DC 8,9W 1303lm 3000K
/XW - LED 48V DC 8,9W 1244lm 2700K



01/W	01/WW	01/XW	/13	326,00
01/W	01/WW	01/XW	/40	326,00
01/W	01/WW	01/XW	/ST	326,00
02/W	02/WW	02/XW	/13	326,00
02/W	02/WW	02/XW	/40	326,00
02/W	02/WW	02/XW	/ST	326,00



0,70

0264 Parabola decorativa **01 02** 81,00
Decorative parabolic reflector

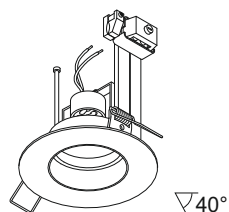
33 Acciaio satinato - 34 Verniciato corten - 35 Verniciato sabbia - 38 Ramato lucido - 39 Verniciato antracite - 45 Alluminio anodizzato
50 Cristallo - 56 Specchio - 57 Vetro bianco - 85 Verniciato argento - 86 Verniciato oro - 87 Verniciato rame - 88 Verniciato bronzo

Codice
Articolo

Prezzo €
IVA esclusa

6455 GEKO ADJUSTABLE

7W GU10 LED DIM (art. 0104/...)
7W GU10 LED (art. 0094/...)



01	34,00
02	34,00
03	34,00
21	50,50
25	56,50
31	39,50
32	40,50

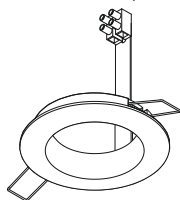


7,5 cm

0,40

6460 GEKO 12V

12V 50W GU 5,3



01	14,50
02	14,50
21	28,50
25	31,00
31	21,00
32	22,00



6,6 cm

0,08

0183	Dischi reggi lampadina in metacrilato per il fissaggio del modulo LED Methacrylate disks for fixing LED module	/ST	4,50
		/TR	4,50

+ Power LED Alimentatore non incluso - Driver not included (pag. 132-133)

0121 Power LED max 3x3W 700mA 846lm 4000K 25° 80,50

0123 Power LED max 3x3W 700mA 804lm 3000K 25° 80,50

+ COB LED Alimentatore non incluso - Driver not included (pag. 132-133)
OPTIC degree

0107/XW	/24 /40 /60	COB LED 6,1W 17,3V 350mA 896lm 2700K	44,00
0107/WW	/24 /40 /60	COB LED 6,1W 17,3V 350mA 939lm 3000K	44,00
0107/W	/24 /40 /60	COB LED 6,1W 17,3V 350mA 975lm 4000K	44,00
0107/CW	/24 /40 /60	COB LED 6,1W 17,3V 350mA 1066lm 5000K	44,00

0108/XW	/24 /40 /60	COB LED 8,9W 17,8V 500mA 1244lm 2700K	46,50
0108/WW	/24 /40 /60	COB LED 8,9W 17,8V 500mA 1303lm 3000K	46,50
0108/W	/24 /40 /60	COB LED 8,9W 17,8V 500mA 1353lm 4000K	46,50
0108/CW	/24 /40 /60	COB LED 8,9W 17,8V 500mA 1480lm 5000K	46,50

0108/WW/IP /24 /38 /58 (IP44) COB LED 8,9W 17,8V 500mA 1303lm 3000K 76,00

0108/W/IP /24 /38 /58 (IP44) COB LED 8,9W 17,8V 500mA 1353lm 4000K 76,00

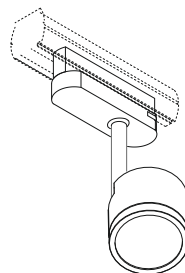
00 Trasparente - 01 Bianco - 02 Nero - 03 Grigio - 05 Rosso - 06 Verde - 08 Giallo - 09 Arancione - 10 Azzurro - 11 Rosa - 14 Lavagna - 21 Dorato lucido - 23 Alluminio satinato - 24 Cromo nero - 25 Dorato satinato - 28 Foglia rame - 29 Foglia oro - 30 Foglia argento - 31 Cromato lucido - 32 Nickel satinato

Codice
Articolo

Prezzo €
IVA esclusa

6461 NEWTON FLAT 230V

H 10 cm
/W - LED 8,9W 1353lm 4000K
/WW - LED 8,9W 1303lm 3000K
/XW - LED 8,9W 1244lm 2700K



01/W	01/WW	01/XW	/13	246,00
01/W	01/WW	01/XW	/40	246,00
01/W	01/WW	01/XW	/ST	246,00
02/W	02/WW	02/XW	/13	246,00
02/W	02/WW	02/XW	/40	246,00
02/W	02/WW	02/XW	/ST	246,00

Disponibile su richiesta versione CASAMBI
CASAMBI version available on request

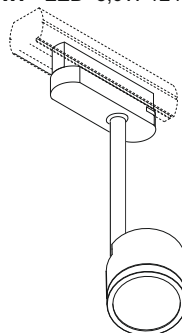


0,60

0264 Parabola decorativa
Decorative parabolic reflector 01 02 81,00

6462 NEWTON FLAT 230V

H 26 cm
/W - LED 8,9W 1353lm 4000K
/WW - LED 8,9W 1303lm 3000K
/XW - LED 8,9W 1244lm 2700K



01/W	01/WW	01/XW	/13	262,50
01/W	01/WW	01/XW	/40	262,50
01/W	01/WW	01/XW	/ST	262,50
02/W	02/WW	02/XW	/13	262,50
02/W	02/WW	02/XW	/40	262,50
02/W	02/WW	02/XW	/ST	262,50

Disponibile su richiesta versione CASAMBI
CASAMBI version available on request



0,70

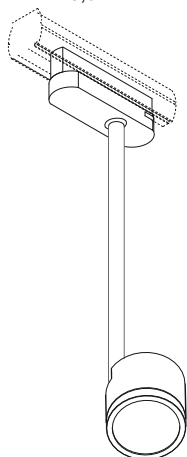
0264 Parabola decorativa
Decorative parabolic reflector 01 02 81,00

Codice
Articolo

Prezzo €
IVA esclusa

6463 NEWTON FLAT 230V

H 45 cm
/W - LED 8,9W 1353lm 4000K
/WW - LED 8,9W 1303lm 3000K
/XW - LED 8,9W 1244lm 2700K



01/W	01/WW	01/XW	/13	271,50
01/W	01/WW	01/XW	/40	271,50
01/W	01/WW	01/XW	/ST	271,50
02/W	02/WW	02/XW	/13	271,50
02/W	02/WW	02/XW	/40	271,50
02/W	02/WW	02/XW	/ST	271,50

Disponibile su richiesta versione CASAMBI
CASAMBI version available on request

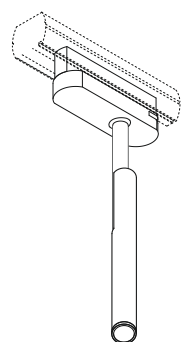


Kg 0,80

0264 Parabola decorativa
Decorative parabolic reflector **01 02** 81,00

6464 NEWTON SLIM 230V

H 26 cm
/W - LED 8,9W 1353lm 4000K
/WW - LED 8,9W 1303lm 3000K
/XW - LED 8,9W 1244lm 2700K



01/W	01/WW	01/XW	/25	212,50
01/W	01/WW	01/XW	/48	212,50
01/W	01/WW	01/XW	/ST	212,50
01/W	01/WW	01/XW	/63	212,50
02/W	02/WW	02/XW	/25	212,50
02/W	02/WW	02/XW	/48	212,50
02/W	02/WW	02/XW	/ST	212,50
02/W	02/WW	02/XW	/63	212,50

Disponibile su richiesta versione CASAMBI
CASAMBI version available on request



Kg 0,50

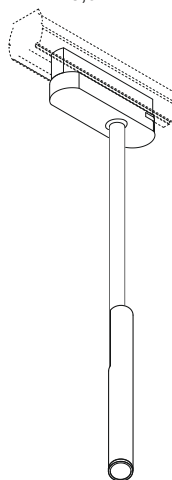
0265 Diffusore in vetro Pyrex sabbato
Sand-blasted Pyrex glass diffuser **01 02** 64,00

Codice
Articolo

Prezzo €
IVA esclusa

6465 NEWTON SLIM 230V

H 46 cm
/W - LED 8,9W 1353lm 4000K
/WW - LED 8,9W 1303lm 3000K
/XW - LED 8,9W 1244lm 2700K



01/W	01/WW	01/XW	/25	218,00
01/W	01/WW	01/XW	/48	218,00
01/W	01/WW	01/XW	/ST	218,00
01/W	01/WW	01/XW	/63	218,00
02/W	02/WW	02/XW	/25	218,00
02/W	02/WW	02/XW	/48	218,00
02/W	02/WW	02/XW	/ST	218,00
02/W	02/WW	02/XW	/63	218,00

Disponibile su richiesta versione CASAMBI
CASAMBI version available on request

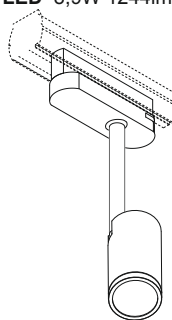


Kg 0,60

0265 Diffusore in vetro Pyrex sabbato
Sand-blasted Pyrex glass diffuser **01 02** 64,00

6466 NEWTON 230V

H 24 cm
/W - LED 8,9W 1353lm 4000K
/WW - LED 8,9W 1303lm 3000K
/XW - LED 8,9W 1244lm 2700K



01/W	01/WW	01/XW	/24	208,50
01/W	01/WW	01/XW	/38	208,50
01/W	01/WW	01/XW	/ST	208,50
01/W	01/WW	01/XW	/58	208,50
02/W	02/WW	02/XW	/24	208,50
02/W	02/WW	02/XW	/38	208,50
02/W	02/WW	02/XW	/ST	208,50
02/W	02/WW	02/XW	/58	208,50

Disponibile su richiesta versione CASAMBI
CASAMBI version available on request



Kg 0,65

0267 Frangiluce - Louvres **01 02** 38,00
0274 Schermo antiabbagliamento
Anti-glare screen **01 02** 38,50

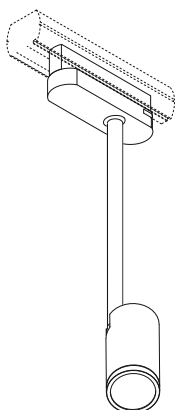
33 Acciaio satinato - 34 Verniciato corten - 35 Verniciato sabbia - 38 Ramato lucido - 39 Verniciato antracite - 45 Alluminio anodizzato
50 Cristallo - 56 Specchio - 57 Vetro bianco - 85 Verniciato argento - 86 Verniciato oro - 87 Verniciato rame - 88 Verniciato bronzo

Codice
Articolo

Prezzo €
IVA esclusa

6467 NEWTON 230V

H 44 cm
/W - LED 8,9W 1353lm 4000K
/WW - LED 8,9W 1303lm 3000K
/XW - LED 8,9W 1244lm 2700K



01/W	01/WW	01/XW	/24	214,00
01/W	01/WW	01/XW	/38	214,00
01/W	01/WW	01/XW	/ST	214,00
01/W	01/WW	01/XW	/58	214,00
02/W	02/WW	02/XW	/24	214,00
02/W	02/WW	02/XW	/38	214,00
02/W	02/WW	02/XW	/ST	214,00
02/W	02/WW	02/XW	/58	214,00

Disponibile su richiesta versione CASAMBI
CASAMBI version available on request

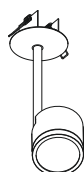


kg 0,75

0267	Frangiluce - Louvres	01 02	38,00
0274	Schermo antiabbagliamento Anti-glare screen	01 02	38,50

6468 NEWTON FLAT

H 19 cm



01/W	01/WW	01/XW	/13	242,00
01/W	01/WW	01/XW	/40	242,00
01/W	01/WW	01/XW	/ST	242,00
02/W	02/WW	02/XW	/13	242,00
02/W	02/WW	02/XW	/40	242,00
02/W	02/WW	02/XW	/ST	242,00

/W - LED 8,9W 17,8V 500mA 1353lm 4000K
/WW - LED 8,9W 17,8V 500mA 1303lm 3000K
/XW - LED 8,9W 17,8V 500mA 1244lm 2700K



kg 0,60

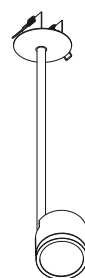
0264	Parabola decorativa Decorative parabolic reflector	01 02	81,00
0149/COB	Driver 500 mA, 1 Newton		32,50
0147/COB	Driver 500 mA, 1 -2 Newton		31,00
0141/DIM	Multi-power dimmable driver PUSH - 1...10V, 1-2 Newton		70,50
0141/DALI	Multi-power DALI dimmable driver, 1-2 Newton		83,00
0145	Multi-power dimmable driver PUSH - 1...10V, 1-3 Newton		123,00
0145/DALI	Multi-power DALI dimmable driver, 1-3 Newton		148,50
0115/EM	Emergency Unit, 1 Newton		143,50

Codice
Articolo

Prezzo €
IVA esclusa

6469 NEWTON FLAT

H 39 cm



01/W	01/WW	01/XW	/13	250,50
01/W	01/WW	01/XW	/40	250,50
01/W	01/WW	01/XW	/ST	250,50
02/W	02/WW	02/XW	/13	250,50
02/W	02/WW	02/XW	/40	250,50
02/W	02/WW	02/XW	/ST	250,50

/W - LED 8,9W 17,8V 500mA 1353lm 4000K
/WW - LED 8,9W 17,8V 500mA 1303lm 3000K
/XW - LED 8,9W 17,8V 500mA 1244lm 2700K



kg 0,70

0264	Parabola decorativa Decorative parabolic reflector	01 02	81,00	
0149/COB	Driver 500 mA, 1 Newton		32,50	
0147/COB	Driver 500 mA, 1 -2 Newton		31,00	
0141/DIM	Multi-power dimmable driver PUSH - 1...10V, 1-2 Newton		70,50	
0141/DALI	Multi-power DALI dimmable driver, 1-2 Newton		83,00	
0145	Multi-power dimmable driver PUSH - 1...10V, 1-3 Newton		123,00	
0145/DALI	Multi-power DALI dimmable driver, 1-3 Newton		148,50	
0115/EM	Emergency Unit, 1 Newton		143,50	
6470 NEWTON SLIM				
01/W	01/WW	01/XW	/25	188,00
01/W	01/WW	01/XW	/48	181,00
01/W	01/WW	01/XW	/ST	181,00
01/W	01/WW	01/XW	/63	181,00
02/W	02/WW	02/XW	/25	188,00
02/W	02/WW	02/XW	/48	181,00
02/W	02/WW	02/XW	/ST	181,00
02/W	02/WW	02/XW	/63	181,00

/W - LED 8,9W 17,8V 500mA 1353lm 4000K
/WW - LED 8,9W 17,8V 500mA 1303lm 3000K
/XW - LED 8,9W 17,8V 500mA 1244lm 2700K



kg 0,50

0265	Diffusore in vetro Pyrex sabbato Sand-blasted Pyrex glass diffuser	01 02	64,00
0149/COB	Driver 500 mA, 1 Newton		32,50
0147/COB	Driver 500 mA, 1 -2 Newton		31,00
0141/DIM	Multi-power dimmable driver PUSH - 1...10V, 1-2 Newton		70,50
0141/DALI	Multi-power DALI dimmable driver, 1-2 Newton		83,00
0145	Multi-power dimmable driver PUSH - 1...10V, 1-3 Newton		123,00
0145/DALI	Multi-power DALI dimmable driver, 1-3 Newton		148,50
0115/EM	Emergency Unit 1 Newton		143,50

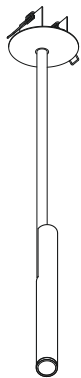
00 Trasparente - 01 Bianco - 02 Nero - 03 Grigio - 05 Rosso - 06 Verde - 08 Giallo - 09 Arancione - 10 Azzurro - 11 Rosa - 14 Lavagna - 21 Dorato lucido
23 Alluminio satinato - 24 Cromo nero - 25 Dorato satinato - 28 Foglia rame - 29 Foglia oro - 30 Foglia argento - 31 Cromato lucido - 32 Nickel satinato

Codice
Articolo

Prezzo €
IVA esclusa

6471 NEWTON SLIM

H 46 cm



01/W	01/WW	01/XW	/25	199,50
01/W	01/WW	01/XW	/48	192,00
01/W	01/WW	01/XW	/ST	192,00
01/W	01/WW	01/XW	/63	192,00
02/W	02/WW	02/XW	/25	199,50
02/W	02/WW	02/XW	/48	192,00
02/W	02/WW	02/XW	/ST	192,00
02/W	02/WW	02/XW	/63	192,00

/W - LED 8,9W 17,8V 500mA 1353lm 4000K
/WW - LED 8,9W 17,8V 500mA 1303lm 3000K
/XW - LED 8,9W 17,8V 500mA 1244lm 2700K



0,70

0265 Diffusore in vetro Pyrex sabbato **01 02** 64,00
Sand-blasted Pirex glass diffuser

0149/COB Driver 500 mA, 1 Newton 32,50

0147/COB Driver 500 mA, 1 -2 Newton 31,00

0141/DIM Multi-power dimmable driver **PUSH - 1...10V**, 1-2 Newton 70,50

0141/DALI Multi-power **DALI** dimmable driver, 1-2 Newton 83,00

0145 Multi-power dimmable driver **PUSH - 1...10V**, 1-3 Newton 123,00

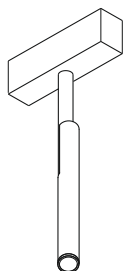
0145/DALI Multi-power **DALI** dimmable driver, 1-3 Newton 148,50

0115/EM Emergency Unit, 1 Newton 143,50

6474 NEWTON SLIM RAIL SISTEMA

H 19 cm

/W - LED 8,9W 17,8V 500mA 1353lm 4000K
/WW - LED 8,9W 17,8V 500mA 1303lm 3000K
/XW - LED 8,9W 17,8V 500mA 1244lm 2700K



01/W	01/WW	01/XW	/25	182,00
01/W	01/WW	01/XW	/48	182,00
01/W	01/WW	01/XW	/ST	182,00
01/W	01/WW	01/XW	/63	182,00
02/W	02/WW	02/XW	/25	182,00
02/W	02/WW	02/XW	/48	182,00
02/W	02/WW	02/XW	/ST	182,00
02/W	02/WW	02/XW	/63	182,00



0,50

0265 Diffusore in vetro Pyrex sabbato **01 02** 64,00
Sand-blasted Pirex glass diffuser

33 Acciaio satinato - 34 Verniciato corten - 35 Verniciato sabbia - 38 Ramato lucido - 39 Verniciato antracite - 45 Alluminio anodizzato
50 Cristallo - 56 Specchio - 57 Vetro bianco - 85 Verniciato argento - 86 Verniciato oro - 87 Verniciato rame - 88 Verniciato bronzo

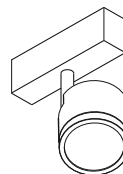
Codice
Articolo

Prezzo €
IVA esclusa

6475 NEWTON FLAT RAIL SISTEMA

H 8,5 cm

/W - LED 8,9W 17,8V 500mA 1353lm 4000K
/WW - LED 8,9W 17,8V 500mA 1303lm 3000K
/XW - LED 8,9W 17,8V 500mA 1244lm 2700K



01/W	01/WW	01/XW	/13	216,00
01/W	01/WW	01/XW	/40	216,00
01/W	01/WW	01/XW	/ST	216,00
02/W	02/WW	02/XW	/13	216,00
02/W	02/WW	02/XW	/40	216,00
02/W	02/WW	02/XW	/ST	216,00

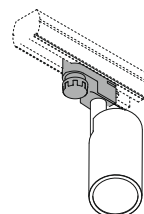


0,55

0264 Parabola decorativa **01 02** 65,00
Decorative parabolic reflector

6480 NEWTON EASY 230V

7W GU10 LED DIM (art. 0104...)
7W GU10 LED (art. 0094/...)



01	111,00
02	111,00
02.25	156,50
02.32	153,00



0,45

6481 NEWTON EASY

H 22

7W GU10 LED DIM (art. 0104...)
7W GU10 LED (art. 0094/...)



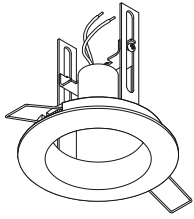
01	150,00
02	150,00
02.25	189,00
02.32	185,50



0,40

Codice Articolo Prezzo € IVA esclusa

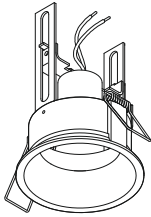
6560 GEKO EDISON SPOT E27 LED	01	31,00
	31	37,00



Lampadine decorative a filamento LED disponibili con attacco E27 pag. 129
E27 LED filament decorative bulbs page 129

F □ ● 6,6 cm 0,15

6561 TAPPO EDISON SPOT E27 LED	01	37,50
	31	53,00
	38	54,00

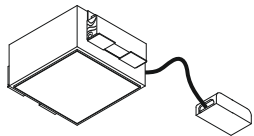


Lampadine decorative a filamento LED disponibili con attacco E27 pag. 129
E27 LED filament decorative bulbs page 129

F □ ● 7,9 cm 0,22

0203	Plaster kit traforato 15 x 19 x 0,1 cm Perforated plaster kit 15 x 19 x 0,1 cm	16,50
-------------	---	-------

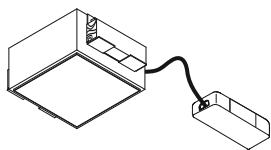
6604 GHOST MINI /W - LED 11,9W 1811lm 4000K /WW - LED 11,9W 1701lm 3000K	01/W	216,50
	01/WW	216,50



F IP40 18,5x18,5 cm 1,90

0115/EM	Unità di emergenza Emergency Unit	143,50
----------------	--------------------------------------	--------

6604 GHOST MINI DIM /W - LED 11,9W 1811lm 4000K /WW - LED 11,9W 1701lm 3000K	01/W/DALI	285,50
	DALI dimming	
	01/WW/DALI	285,50
	DALI dimming	



01/W/DIM 255,50
dimming 1...10V PUSH

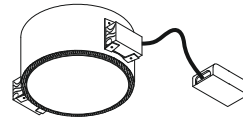
01/WW/DIM 255,50
dimming 1...10V PUSH

F IP40 18,5x18,5 cm 1,90

0115/EM	Unità di emergenza Emergency Unit	143,50
----------------	--------------------------------------	--------

Codice Articolo Prezzo € IVA esclusa

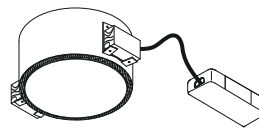
6605 MIRAGE MINI LED /W - LED 11,9W 1811lm 4000K /WW - LED 11,9W 1701lm 3000K	01/W	249,50
	01/WW	249,50



F IP40 21,5 cm 1,90

0115/EM	Unità di emergenza Emergency Unit	143,50
----------------	--------------------------------------	--------

6605 MIRAGE MINI LED DIM /W - LED 11,9W 1811lm 4000K /WW - LED 11,9W 1701lm 3000K	01/W/DALI	318,00
	DALI dimming	
	01/WW/DALI	318,00
	DALI dimming	



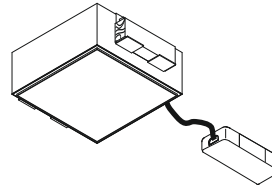
01/W/DIM 284,50
dimming 1...10V PUSH

01/WW/DIM 284,50
dimming 1...10V PUSH

F IP40 21,5 cm 1,90

0115/EM	Unità di emergenza Emergency Unit	143,50
----------------	--------------------------------------	--------

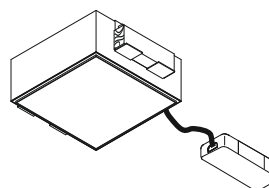
6608 GHOST LED /W - LED 17,2W 2617lm 4000K /WW - LED 17,2W 2452lm 3000K	01/W	271,50
	01/WW	271,50



F IP40 22,5x22,5 cm 2,40

0115/EM	Unità di emergenza Emergency Unit	143,50
----------------	--------------------------------------	--------

6608 GHOST LED DIM /W - LED 17,2W 2617lm 4000K /WW - LED 17,2W 2452lm 3000K	01/W/DALI	343,50
	DALI dimming	
	01/WW/DALI	343,50
	DALI dimming	



01/W/DIM 310,50
dimming 1...10V

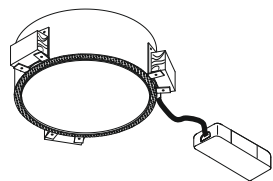
01/WW/DIM 310,50
dimming 1...10V

F IP40 22,5x22,5 cm 2,40

0115/EM	Unità di emergenza Emergency Unit	143,50
----------------	--------------------------------------	--------

00 Trasparente - 01 Bianco - 02 Nero - 03 Grigio - 05 Rosso - 06 Verde - 08 Giallo - 09 Arancione - 10 Azzurro - 11 Rosa - 14 Lavagna - 21 Dorato lucido
23 Alluminio satinato - 24 Cromo nero - 25 Dorato satinato - 28 Foglia rame - 29 Foglia oro - 30 Foglia argento - 31 Cromato lucido - 32 Nickel satinato

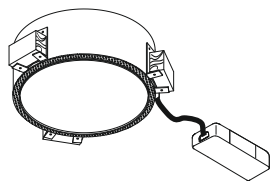
Codice Articolo	Prezzo € IVA esclusa
6609 MIRAGE LED /W - LED 17,2W 2617lm 4000K /WW - LED 17,2W 2452lm 3000K	01/W 271,50 01/WW 271,50



IP40 25,5 cm 2,50

0115/EM Unità di emergenza Emergency Unit	143,50
---	--------

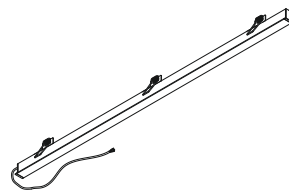
6609 MIRAGE LED DIM /W - LED 17,2W 2617lm 4000K /WW - LED 17,2W 2452lm 3000K	01/W/DALI 347,00 DALI dimming 01/WW/DALI 347,00 DALI dimming 01/W/DIM 310,50 dimming 1...10V 01/WW/DIM 310,50 dimming 1...10V
---	--



IP40 25,5 cm 2,50

0115/EM Unità di emergenza Emergency Unit	143,50
---	--------

Codice Articolo	Prezzo € IVA esclusa
6615 LINEA 102 cm /W - LED 24V 15W 1840lm 4000K /WW - LED 24V 15W 1650lm 3000K /XW - LED 24V 15W 1560lm 2700K	01/W 132,00 01/WW 132,00 01/XW 132,00



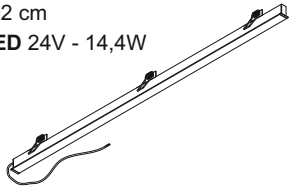
Misure speciali pagina 162
Customized length page 162

IP40 III 30 CM CRI >90 101,5x2,2 cm 0,50

0210/100	Cassaforma 101,8 cm Recessed box 101,8 cm	59,50
0210/150	Cassaforma 151,8 cm Recessed box 151,8 cm	78,00
0210/200	Cassaforma 201,8 cm Recessed box 201,8 cm	90,00
0210/300	Cassaforma 301,8 cm Recessed box 301,8 cm	118,00
0242/100	Profilo angolare opzionale per facilitare l'installazione nel cartongesso 100 cm Optional L shaped profile to ease installation into plasterboard 100 cm	4,50
0242/200	Profilo angolare opzionale per facilitare l'installazione nel cartongesso 200 cm Optional L shaped profile to ease installation into plasterboard 200 cm	10,00
0242/300	Profilo angolare opzionale per facilitare l'installazione nel cartongesso 300 cm Optional L shaped profile to ease installation into plasterboard 300 cm	12,50

0156	Driver 24V - 25W	41,50
0157	Driver 24V - 75W	88,05
0160	Driver 24V - 50W	77,50
0161/100	Driver 24V - 100W	98,00
0162	Driver 24V - 150W	107,50
0110/DIM	Dimmer 12/24V, PUSH - 1...10V - DALI	121,00
0717/DIM60	LED Driver dimm., 24V-60W, PUSH - 1...10V	109,00
0717/DIM100	LED Driver dimm. 24V-100W, PUSH - 1...10V-DALI	130,00
0115/EM	Unità di emergenza LED - Emergency Unit	143,50

Codice Articolo	Prezzo € IVA esclusa
6617 LINEA RGB 102 cm LED 24V - 14,4W	01 128,00



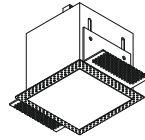
Misure speciali pagina 162
Customized length page 162

F IP40 III 30 CM	101,5x2,2 cm	kg 0,50
------------------	--------------	---------

0210/100	Cassaforma 101,8 cm Recessed box 101,8 cm	59,50
0210/150	Cassaforma 151,8 cm Recessed box 151,8 cm	78,00
0210/200	Cassaforma 201,8 cm Recessed box 201,8 cm	90,00
0210/300	Cassaforma 301,8 cm Recessed box 301,8 cm	118,00
0242/100	Profilo angolare opzionale per facilitare l'installazione nel cartongesso 100 cm <i>Optional L shaped profile to ease installation into plasterboard 100 cm</i>	4,50
0242/200	Profilo angolare opzionale per facilitare l'installazione nel cartongesso 200 cm <i>Optional L shaped profile to ease installation into plasterboard 200 cm</i>	10,00
0242/300	Profilo angolare opzionale per facilitare l'installazione nel cartongesso 300 cm <i>Optional L shaped profile to ease installation into plasterboard 300 cm</i>	12,50

0164	Driver RGB 120W - IN: 230V - OUT: 3x24V	268,50
0167	Driver RGB 22W - IN: 230V - OUT: 3x24V	72,00
0163	IR sensor	36,50
0165	IR remote controller	58,50
0166	Sinc. cable	12,00

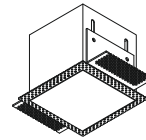
Codice Articolo	Prezzo € IVA esclusa
6621 CASPER 230V 7W GU10 LED DIM (art. 0104/...) 7W GU10 LED (art. 0094/...)	57 114,00



Completo di vetro satinato
With satin glass

IP40	10,5x10,5 cm	kg 0,60
------	--------------	---------

6622 CASPER LED	57 117,00
----------------------------------	------------------



Completo di vetro satinato
With satin glass

III F IP40	10,5x10,5 cm	kg 0,80
------------	--------------	---------

+ Power LED Alimentatore non incluso - Driver not included (pag. 132-133)

0121	Power LED max 3x3W 700mA 846lm 4000K 25°	80,50
0123	Power LED max 3x3W 700mA 804lm 3000K 25°	80,50

+ COB LED Alimentatore non incluso - Driver not included (pag. 132-133)

OPTIC degree				
0107/XW	/24 /40 /60	COB LED	6,1W 17,3V 350mA 896lm 2700K	44,00
0107/WW	/24 /40 /60	COB LED	6,1W 17,3V 350mA 939lm 3000K	44,00
0107/W	/24 /40 /60	COB LED	6,1W 17,3V 350mA 975lm 4000K	44,00
0107/CW	/24 /40 /60	COB LED	6,1W 17,3V 350mA 1066lm 5000K	44,00

0108/XW	/24 /40 /60	COB LED	8,9W 17,8V 500mA 1244lm 2700K	46,50
0108/WW	/24 /40 /60	COB LED	8,9W 17,8V 500mA 1303lm 3000K	46,50
0108/W	/24 /40 /60	COB LED	8,9W 17,8V 500mA 1353lm 4000K	46,50
0108/CW	/24 /40 /60	COB LED	8,9W 17,8V 500mA 1480lm 5000K	46,50

0108/WW/IP	/24 /38 /58 (IP44)	COB LED	8,9W 17,8V 500mA 1303lm 3000K	76,00
0108/W/IP	/24 /38 /58 (IP44)	COB LED	8,9W 17,8V 500mA 1353lm 4000K	76,00

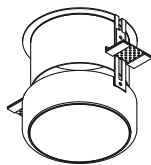
00 Trasparente - 01 Bianco - 02 Nero - 03 Grigio - 05 Rosso - 06 Verde - 08 Giallo - 09 Arancione - 10 Azzurro - 11 Rosa - 14 Lavagna - 21 Dorato lucido
23 Alluminio satinato - 24 Cromo nero - 25 Dorato satinato - 28 Foglia rame - 29 Foglia oro - 30 Foglia argento - 31 Cromato lucido - 32 Nickel satinato

Codice Articolo Prezzo € IVA esclusa

6624 **ZERO 230V** **57** 105,50

7W GU10 LED DIM (art. 0104/...)
7W GU10 LED (art. 0094/...)

Completo di vetro satinato
With satin glass

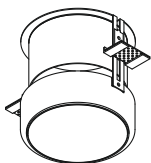


IP40 11,4 cm

Kg 0,60

6625 **ZERO LED** **57** 109,00

Completo di vetro satinato
With satin glass



F III IP40 11,4 cm

Kg 0,80

+ Power LED Alimentatore non incluso - Driver not included (pag. 132-133)

0121 Power LED max 3x3W 700mA 846lm 4000K 25° 80,50

0123 Power LED max 3x3W 700mA 804lm 3000K 25° 80,50

+ COB LED Alimentatore non incluso - Driver not included (pag. 132-133)

OPTIC degree

0107/XW /24 /40 /60 **COB LED** 6,1W 17,3V 350mA 896lm 2700K 44,00

0107/WW /24 /40 /60 **COB LED** 6,1W 17,3V 350mA 939lm 3000K 44,00

0107/W /24 /40 /60 **COB LED** 6,1W 17,3V 350mA 975lm 4000K 44,00

0107/CW /24 /40 /60 **COB LED** 6,1W 17,3V 350mA 1066lm 5000K 44,00

0108/XW /24 /40 /60 **COB LED** 8,9W 17,8V 500mA 1244lm 2700K 46,50

0108/WW /24 /40 /60 **COB LED** 8,9W 17,8V 500mA 1303lm 3000K 46,50

0108/W /24 /40 /60 **COB LED** 8,9W 17,8V 500mA 1353lm 4000K 46,50

0108/CW /24 /40 /60 **COB LED** 8,9W 17,8V 500mA 1480lm 5000K 46,50

0108/WW/IP /24 /38 /58 (IP44) **COB LED** 8,9W 17,8V 500mA 1303lm 3000K 76,00

0108/W/IP /24 /38 /58 (IP44) **COB LED** 8,9W 17,8V 500mA 1353lm 4000K 76,00

Codice Articolo Prezzo € IVA esclusa

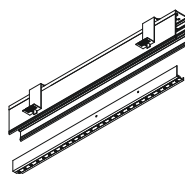
6627* **QUADRATO 230V** ***Eliminato Deleted**

6628* **QUADRATO LED** ***Eliminato Deleted**

6649 **PHANTOM SISTEMA DIM 1...10V** ***Eliminato Deleted**

6650 **PHANTOM SISTEMA** **01/W** 289,50
01/WW 289,50

56,5 cm
/W - LED 12,5W 1930lm 4000K
/WW - LED 12,5W 1840lm 3000K



Misure speciali pagina 166
Customized length page 166

F IP40 Dimmerabile su richiesta 1...10V o DALI
Dimmable on request 1...10V or DALI Kg 1,00

0971 230V - 6,3W Angolo 90° 90° Corner **01/W** 234,00
01/WW 234,00

F IP40 Kg 0,70

0972 230V - 6,3W Giunzione a T T joint **01/W** 203,00
01/WW 203,00

F IP40 Kg 0,70

0973 230V - 6,3W Giunzione a croce Cross joint **01/W** 208,00
01/WW 208,00

F IP40 Kg 0,70

0845/100 Schermo in metacrilato satinato 100 cm Satin methacrylate diffuser 100 cm 10,50

0845/200 Schermo in metacrilato satinato 200 cm Satin methacrylate diffuser 200 cm 20,00

0845/300 Schermo in metacrilato satinato 300 cm Satin methacrylate diffuser 300 cm 30,50

0290 2 testate di chiusura 2 closing heads **01** 8,50

0291 Giunto con cavi Connector with cable **01** 24,00

6653 **PHANTOM SISTEMA DIM DALI** ***Eliminato Deleted**

Codice Articolo	Prezzo € IVA esclusa
6655 LINEA MAXI 102 cm /W - LED 24V 18W 2260lm 4000K CRI>90 /WW - LED 24V 18W 2020lm 3000K CRI>90 /XW - LED 24V 18W 1890lm 2700K CRI>90	01/W 166,00 01/WW 166,00 01/XW 166,00



Misure speciali pagina 163
Customized length page 163

Codice	Descrizione	Prezzo €
0242/100	Profilo a L per cartongesso 100 cm <i>L profile for plasterboard 100 cm</i>	4,50
0242/200	Profilo a L per cartongesso 200 cm <i>L profile for plasterboard 200 cm</i>	10,00
0242/300	Profilo a L per cartongesso 300 cm <i>L profile for plasterboard 300 cm</i>	12,50

0156	Driver 24V - 25W	41,50
0157	Driver 24V - 75W	88,05
0160	Driver 24V - 50W	77,50
0161/100	Driver 24V - 100W	98,00
0162	Driver 24V - 150W	107,50
0110/DIM	Dimmer 12/24V, PUSH - 1...10V - DALI	121,00
0717/DIM60	LED Driver dimm., 24V-60W, PUSH - 1...10V	109,00
0717/DIM100	LED Driver dimm. 24V-100W, PUSH - 1...10V-DALI	130,00
0115/EM	Unità di emergenza LED - <i>Emergency Unit</i>	143,50

6657 LINEA MAXI RGB 102 cm LED 24V - 14,4W	01 174,00
--	------------------




Misure speciali pagina 163
Customized length page 163

Codice	Descrizione	Prezzo €
0242/100	Profilo a L per cartongesso 100 cm <i>L profile for plasterboard 100 cm</i>	4,50
0242/200	Profilo a L per cartongesso 200 cm <i>L profile for plasterboard 200 cm</i>	10,00
0242/300	Profilo a L per cartongesso 300 cm <i>L profile for plasterboard 300 cm</i>	12,50

0164	Driver RGB 120W - IN: 230V - OUT: 3x24V	268,50
0167	Driver RGB 22W - IN: 230V - OUT: 3x24V	72,00
0163	IR sensor	36,50
0165	IR remote controller	58,50
0166	Sinc. cable	12,00

Codice Articolo	Prezzo € IVA esclusa
6660 RAIL SISTEMA RECESSED 81,5 cm /W - LED 14,4W 1808lm 4000K CRI>90 /WW - LED 14,4W 1616lm 3000K CRI>90 /XW - LED 14,4W 1512lm 2700K CRI>90	01/W 134,50 01/WW 134,50 01/XW 134,50



Misure speciali pagina 156
Customized length page 156

Codice	Descrizione	Prezzo €
0956	24V 5,4W Giunzione a croce <i>Cross joint</i>	01/W 106,50 01/WW 106,50 01/XW 106,50

0957	24V 3,6W Angolo 90° 90° Corner	01/W 124,00 01/WW 124,00 01/XW 124,00
-------------	--------------------------------------	--

0958	24V 5,4W Giunzione a T <i>T joint</i>	01/W 101,50 01/WW 101,50 01/XW 101,50
-------------	---	--

0939	2 testate di chiusura <i>2 closing heads</i>	01 12,50
-------------	---	-----------------

0948/100	Schermo diffusore satinato 105 cm <i>Satin methacrylate diffuser 105 cm</i>	16,00
0948/200	Schermo diffusore satinato 205 cm <i>Satin methacrylate diffuser 205 cm</i>	26,00
0948/300	Schermo diffusore satinato 305 cm <i>Satin methacrylate diffuser 305 cm</i>	36,00

0156	Driver 24V - 25W	41,50
0157	Driver 24V - 75W	88,05
0160	Driver 24V - 50W	77,50
0161/100	Driver 24V - 100W	98,00
0162	Driver 24V - 150W	107,50
0110/DIM	Dimmer 12/24V, PUSH - 1...10V - DALI	121,00
0717/DIM60	LED Driver dimm., 24V-60W, PUSH - 1...10V	109,00
0717/DIM100	LED Driver dimm. 24V-100W, PUSH - 1...10V-DALI	130,00
0115/EM	Unità di emergenza LED - <i>Emergency Unit</i>	143,50

0156	Driver 24V - 25W	41,50
0157	Driver 24V - 75W	88,05
0160	Driver 24V - 50W	77,50
0161/100	Driver 24V - 100W	98,00
0162	Driver 24V - 150W	107,50
0110/DIM	Dimmer 12/24V, PUSH - 1...10V - DALI	121,00
0717/DIM60	LED Driver dimm., 24V-60W, PUSH - 1...10V	109,00
0717/DIM100	LED Driver dimm. 24V-100W, PUSH - 1...10V-DALI	130,00
0115/EM	Unità di emergenza LED - <i>Emergency Unit</i>	143,50

0156	Driver 24V - 25W	41,50
0157	Driver 24V - 75W	88,05
0160	Driver 24V - 50W	77,50
0161/100	Driver 24V - 100W	98,00
0162	Driver 24V - 150W	107,50
0110/DIM	Dimmer 12/24V, PUSH - 1...10V - DALI	121,00
0717/DIM60	LED Driver dimm., 24V-60W, PUSH - 1...10V	109,00
0717/DIM100	LED Driver dimm. 24V-100W, PUSH - 1...10V-DALI	130,00
0115/EM	Unità di emergenza LED - <i>Emergency Unit</i>	143,50

0156	Driver 24V - 25W	41,50
0157	Driver 24V - 75W	88,05
0160	Driver 24V - 50W	77,50
0161/100	Driver 24V - 100W	98,00
0162	Driver 24V - 150W	107,50
0110/DIM	Dimmer 12/24V, PUSH - 1...10V - DALI	121,00
0717/DIM60	LED Driver dimm., 24V-60W, PUSH - 1...10V	109,00
0717/DIM100	LED Driver dimm. 24V-100W, PUSH - 1...10V-DALI	130,00
0115/EM	Unità di emergenza LED - <i>Emergency Unit</i>	143,50

0156	Driver 24V - 25W	41,50
0157	Driver 24V - 75W	88,05
0160	Driver 24V - 50W	77,50
0161/100	Driver 24V - 100W	98,00
0162	Driver 24V - 150W	107,50
0110/DIM	Dimmer 12/24V, PUSH - 1...10V - DALI	121,00
0717/DIM60	LED Driver dimm., 24V-60W, PUSH - 1...10V	109,00
0717/DIM100	LED Driver dimm. 24V-100W, PUSH - 1...10V-DALI	130,00
0115/EM	Unità di emergenza LED - <i>Emergency Unit</i>	143,50

0156	Driver 24V - 25W	41,50
0157	Driver 24V - 75W	88,05
0160	Driver 24V - 50W	77,50
0161/100	Driver 24V - 100W	98,00
0162	Driver 24V - 150W	107,50
0110/DIM	Dimmer 12/24V, PUSH - 1...10V - DALI	121,00
0717/DIM60	LED Driver dimm., 24V-60W, PUSH - 1...10V	109,00
0717/DIM100	LED Driver dimm. 24V-100W, PUSH - 1...10V-DALI	130,00
0115/EM	Unità di emergenza LED - <i>Emergency Unit</i>	143,50

0156	Driver 24V - 25W	41,50
0157	Driver 24V - 75W	88,05
0160	Driver 24V - 50W	77,50
0161/100	Driver 24V - 100W	98,00
0162	Driver 24V - 150W	107,50
0110/DIM	Dimmer 12/24V, PUSH - 1...10V - DALI	121,00
0717/DIM60	LED Driver dimm., 24V-60W, PUSH - 1...10V	109,00
0717/DIM100	LED Driver dimm. 24V-100W, PUSH - 1...10V-DALI	130,00
0115/EM	Unità di emergenza LED - <i>Emergency Unit</i>	143,50

0156	Driver 24V - 25W	41,50
0157	Driver 24V - 75W	88,05
0160	Driver 24V - 50W	77,50
0161/100	Driver 24V - 100W	98,00
0162	Driver 24V - 150W	107,50
0110/DIM	Dimmer 12/24V, PUSH - 1...10V - DALI	121,00
0717/DIM60	LED Driver dimm., 24V-60W, PUSH - 1...10V	109,00
0717/DIM100	LED Driver dimm. 24V-100W, PUSH - 1...10V-DALI	130,00
0115/EM	Unità di emergenza LED - <i>Emergency Unit</i>	143,50


0156	Driver 24V - 25W	41,50
0157	Driver 24V - 75W	88,05
0160	Driver 24V - 50W	77,50
0161/100	Driver 24V - 100W	98,00
0162	Driver 24V - 150W	107,50
0110/DIM	Dimmer 12/24V, PUSH - 1...10V - DALI	121,00
0717/DIM60	LED Driver dimm., 24V-60W, PUSH - 1...10V	109,00
0717/DIM100	LED Driver dimm. 24V-100W, PUSH - 1...10V-DALI	130,00
0115/EM	Unità di emergenza LED - <i>Emergency Unit</i>	143,50

00 Trasparente - 01 Bianco - 02 Nero - 03 Grigio - 05 Rosso - 06 Verde - 08 Giallo - 09 Arancione - 10 Azzurro - 11 Rosa - 14 Lavagna - 21 Dorato lucido
23 Alluminio satinato - 24 Cromo nero - 25 Dorato satinato - 28 Foglia rame - 29 Foglia oro - 30 Foglia argento - 31 Cromato lucido - 32 Nickel satinato

Codice Articolo Prezzo € IVA esclusa

6661 INTO 01/W 01/WW 01/XW 126,00

104,5 cm
 /W - LED 9,6W 1080lm 4000K
 /WW - LED 9,6W 1020lm 3000K
 /XW - LED 9,6W 960lm 2700K



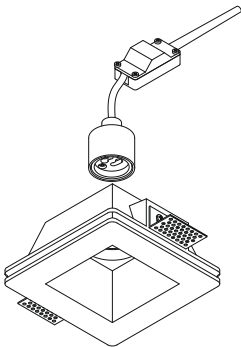
Misure speciali pagina 155
 Customized length page 155

F III IP40 200 CM 1,6x103,5 cm Kg 0,15

0244/CLIP/INT	1 Clip di fissaggio - 1 fixing clip	2,00
0244/SPR/INT	1 Molla di fissaggio cartongesso - 1 fixing spring	4,00
0131/S	Interruttore touch ON-OFF - ON-OFF touch switch	32,50
0131/RV	Sensore di presenza - Body detector	52,00
0156	Driver 24V - 25W	41,50
0717/DIM60	LED Driver dimm., 24V-60W, PUSH - 1...10V	109,00
0115/EM	Unità di emergenza LED - Emergency Unit	143,50

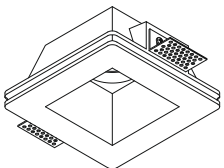
6671 NIHIL QUADRO 230V 01 22,50

7W GU10 LED DIM (art. 0104/...)
 7W GU10 LED (art. 0094/...)



12x12 cm Kg 0,50

6672 NIHIL QUADRO 01 18,50



F III 12x12 cm Kg 0,50

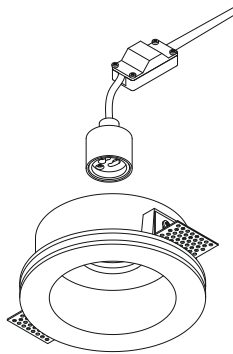
+ COB LED Alimentatore non incluso - Driver not included (pag. 132-133)

OPTIC degree					
0107/XW	/24 /40 /60	COB LED	6,1W 17,3V 350mA 896lm	2700K	44,00
0107/WW	/24 /40 /60	COB LED	6,1W 17,3V 350mA 939lm	3000K	44,00
0107/W	/24 /40 /60	COB LED	6,1W 17,3V 350mA 975lm	4000K	44,00
0107/CW	/24 /40 /60	COB LED	6,1W 17,3V 350mA 1066lm	5000K	44,00
0108/XW	/24 /40 /60	COB LED	8,9W 17,8V 500mA 1244lm	2700K	46,50
0108/WW	/24 /40 /60	COB LED	8,9W 17,8V 500mA 1303lm	3000K	46,50
0108/W	/24 /40 /60	COB LED	8,9W 17,8V 500mA 1353lm	4000K	46,50
0108/CW	/24 /40 /60	COB LED	8,9W 17,8V 500mA 1480lm	5000K	46,50
0108/WW/IP	/24 /38 /58 (IP44)	COB LED	8,9W 17,8V 500mA 1303lm	3000K	76,00
0108/W/IP	/24 /38 /58 (IP44)	COB LED	8,9W 17,8V 500mA 1353lm	4000K	76,00

Codice Articolo Prezzo € IVA esclusa

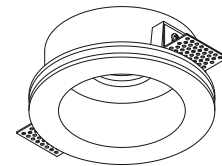
6673 NIHIL TONDO 230V 01 22,50

7W GU10 LED DIM (art. 0104/...)
 7W GU10 LED (art. 0094/...)



13 cm Kg 0,50

6675 NIHIL TONDO 01 18,50



F III 13 cm Kg 0,50

+ COB LED Alimentatore non incluso - Driver not included (pag. 132-133)

OPTIC degree					
0107/XW	/24 /40 /60	COB LED	6,1W 17,3V 350mA 896lm	2700K	44,00
0107/WW	/24 /40 /60	COB LED	6,1W 17,3V 350mA 939lm	3000K	44,00
0107/W	/24 /40 /60	COB LED	6,1W 17,3V 350mA 975lm	4000K	44,00
0107/CW	/24 /40 /60	COB LED	6,1W 17,3V 350mA 1066lm	5000K	44,00
0108/XW	/24 /40 /60	COB LED	8,9W 17,8V 500mA 1244lm	2700K	46,50
0108/WW	/24 /40 /60	COB LED	8,9W 17,8V 500mA 1303lm	3000K	46,50
0108/W	/24 /40 /60	COB LED	8,9W 17,8V 500mA 1353lm	4000K	46,50
0108/CW	/24 /40 /60	COB LED	8,9W 17,8V 500mA 1480lm	5000K	46,50
0108/WW/IP	/24 /38 /58 (IP44)	COB LED	8,9W 17,8V 500mA 1303lm	3000K	76,00
0108/W/IP	/24 /38 /58 (IP44)	COB LED	8,9W 17,8V 500mA 1353lm	4000K	76,00

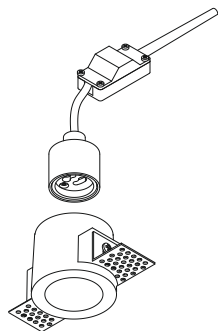
33 Acciaio satinato - 34 Verniciato corten - 35 Verniciato sabbia - 38 Ramato lucido - 39 Verniciato antracite - 45 Alluminio anodizzato
 50 Cristallo - 56 Specchio - 57 Vetro bianco - 85 Verniciato argento - 86 Verniciato oro - 87 Verniciato rame - 88 Verniciato bronzo

Codice
Articolo

Prezzo €
IVA esclusa

6676
NIHIL TONDO MINI
3W GU10 LED (art. 0093/19)

01 18,50

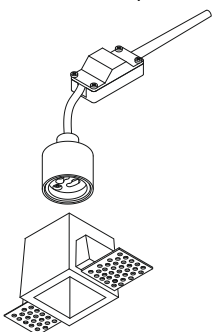


6 cm

0,07

6677
NIHIL QUADRO MINI
3W GU10 LED (art. 0093/19)

01 21,00



6x6 cm

0,07

6680
GEKO MINI
3W GU10 LED (art. 0093/19)

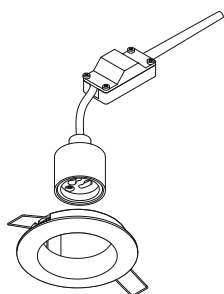
01 14,50

02 14,50

21 27,00

31 20,50

32 21,50



5 cm

0,11

Codice
Articolo

Prezzo €
IVA esclusa

6681
GEKO MINI ADJUSTABLE
3W GU10 LED (art. 0093/19)

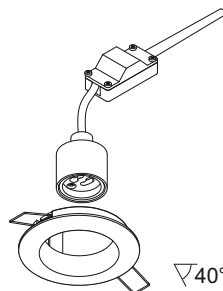
01 17,50

02 17,50

21 39,00

31 28,00

32 46,00



6 cm

0,11

6689
STAR ZERO

01/W | 01/WW | 01/XW | /25 171,00

01/W | 01/WW | 01/XW | /48 171,00

01/W | 01/WW | 01/XW | /ST 171,00

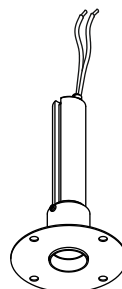
01/W | 01/WW | 01/XW | /63 171,00

02/W | 02/WW | 02/XW | /25 171,00

02/W | 02/WW | 02/XW | /48 171,00

02/W | 02/WW | 02/XW | /ST 171,00

02/W | 02/WW | 02/XW | /63 171,00



/W - LED 6,1W 17,3V 350mA 975lm 4000K
/WW - LED 6,1W 17,3V 350mA 939lm 3000K
/XW - LED 6,1W 17,3V 350mA 896lm 2700K

IP65 disponibile su richiesta
IP65 available on request



4,1 cm

0,30

0136/15 Driver 350 mA, 1-2 Star Zero 3,2 cm 41,50

0125 Driver 350 mA, 1 Star Zero 4 cm 29,00

0128 Driver 350 mA, 1-2 Star Zero 35,50

0141/DIM Multi-power dimmable driver **PUSH** - 1...10V, 1-2 Star Zero 70,50

0141/DALI Multi-power **DALI** dimmable driver, 1-2 Star Zero 83,00

0145 Multi-power dimmable driver **PUSH** - 1...10V, 1-3 Star Zero 123,00

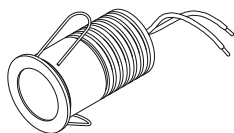
0145/DALI Multi-power **DALI** dimmable driver, 1-3 Star Zero 148,50

0115/EM Emergency Unit, 1 Star Zero 143,50

00 Trasparente - 01 Bianco - 02 Nero - 03 Grigio - 05 Rosso - 06 Verde - 08 Giallo - 09 Arancione - 10 Azzurro - 11 Rosa - 14 Lavagna - 21 Dorato lucido
23 Alluminio satinato - 24 Cromo nero - 25 Dorato satinato - 28 Foglia rame - 29 Foglia oro - 30 Foglia argento - 31 Cromato lucido - 32 Nickel satinato

Codice Articolo Prezzo € IVA esclusa

6690 STAR 1



01/W	01/WW	01/XW	/18	86,00
01/W	01/WW	01/XW	/40	86,00
01/W	01/WW	01/XW	/ST	86,00
01/W	01/WW	01/XW	/60	86,00
02/W	02/WW	02/XW	/18	86,00
02/W	02/WW	02/XW	/40	86,00
02/W	02/WW	02/XW	/ST	86,00
02/W	02/WW	02/XW	/60	86,00
25/W	25/WW	25/XW	/18	92,50
25/W	25/WW	25/XW	/40	92,50
25/W	25/WW	25/XW	/ST	92,50
25/W	25/WW	25/XW	/60	92,50
32/W	32/WW	32/XW	/18	89,50
32/W	32/WW	32/XW	/40	89,50
32/W	32/WW	32/XW	/ST	89,50
32/W	32/WW	32/XW	/60	89,50

/W - LED 6,1W 17,3V 350mA 975lm 4000K
 /WW - LED 6,1W 17,3V 350mA 939lm 3000K
 /XW - LED 6,1W 17,3V 350mA 896lm 2700K

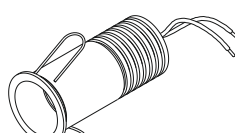
IP65 disponibile su richiesta
 IP65 available on request

F III IP40 4 cm 0,14

0206	Cassaforma tonda per installazione in cartongesso a scomparsa <i>Round wall box for installation in plasterboard false ceiling</i>	01	46,00
		02	46,00
0207	Cassaforma quadrata per installazione in cartongesso a scomparsa <i>Square wall box for installation in plasterboard false ceiling</i>	01	67,50
		02	67,50
0223	Cassaforma per calcestruzzo <i>Wall box for concrete</i>		43,50
0224/C	Plaster kit perforato <i>Perforated plaster kit</i>		38,00
0225	Cassaforma per muratura <i>Wall box</i>		27,00
0136/15	Driver 350 mA, 1-2 Star 3,2 cm		41,50
0125	Driver 350 mA, 1 Star 4 cm		29,00
0128	Driver 350 mA, 1-2 Star		35,50
0141/DIM	Multi-power dimmable driver PUSH - 1...10V , 1-2 Star		70,50
0141/DALI	Multi-power DALI dimmable driver, 1-2 Star		83,00
0145	Multi-power dimmable driver PUSH - 1...10V , 1-3 Star		123,00
0145/DALI	Multi-power DALI dimmable driver, 1-3 Star		148,50
0115/EM	Emergency Unit, 1 Star		143,50

Codice Articolo Prezzo € IVA esclusa

6691 STAR 2



01/W	01/WW	01/XW	/18	92,00
01/W	01/WW	01/XW	/40	92,00
01/W	01/WW	01/XW	/ST	92,00
01/W	01/WW	01/XW	/60	92,00
02/W	02/WW	02/XW	/18	92,00
02/W	02/WW	02/XW	/40	92,00
02/W	02/WW	02/XW	/ST	92,00
02/W	02/WW	02/XW	/60	92,00
25/W	25/WW	25/XW	/18	96,50
25/W	25/WW	25/XW	/40	96,50
25/W	25/WW	25/XW	/ST	96,50
25/W	25/WW	25/XW	/60	96,50
32/W	32/WW	32/XW	/18	94,00
32/W	32/WW	32/XW	/40	94,00
32/W	32/WW	32/XW	/ST	94,00
32/W	32/WW	32/XW	/60	94,00

/W - LED 6,1W 17,3V 350mA 975lm 4000K
 /WW - LED 6,1W 17,3V 350mA 939lm 3000K
 /XW - LED 6,1W 17,3V 350mA 896lm 2700K

IP65 disponibile su richiesta
 IP65 available on request

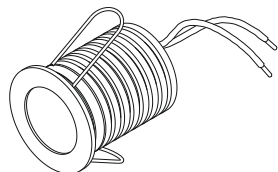
F III IP40 4 cm 0,16

0206	Cassaforma tonda per installazione in cartongesso a scomparsa <i>Round wall box for installation in plasterboard false ceiling</i>	01	46,00
		02	46,00
0207	Cassaforma quadrata per installazione in cartongesso a scomparsa <i>Square wall box for installation in plasterboard false ceiling</i>	01	67,50
		02	67,50
0223	Cassaforma per calcestruzzo <i>Wall box for concrete</i>		43,50
0224/C	Plaster kit perforato <i>Perforated plaster kit</i>		38,00
0225	Cassaforma per muratura <i>Wall box</i>		27,00
0136/15	Driver 350 mA, 1-2 Star 3,2 cm		41,50
0125	Driver 350 mA, 1 Star 4 cm		29,00
0128	Driver 350 mA, 1-2 Star		35,50
0141/DIM	Multi-power dimmable driver PUSH - 1...10V , 1-2 Star		70,50
0141/DALI	Multi-power DALI dimmable driver, 1-2 Star		83,00
0145	Multi-power dimmable driver PUSH - 1...10V , 1-3 Star		123,00
0145/DALI	Multi-power DALI dimmable driver, 1-3 Star		148,50
0115/EM	Emergency Unit, 1 Star		143,50

Codice Articolo Prezzo € IVA esclusa

6692 STAR IP

/W - LED 2,5W 16,5V 150mA 432lm 4000K
/WW - LED 2,5W 16,5V 150mA 416lm 3000K
/XW - LED 2,5W 16,5V 150mA 399lm 2700K



01/WW	85,50
01/W	85,50
01/XW	85,50
02/WW	85,50
02/W	85,50
02/XW	85,50
31/WW	87,50
31/W	87,50
31/XW	87,50

F III IP65 4 cm 0,12

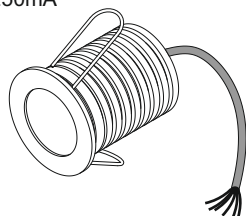
0206	Cassaforma tonda per installazione in cartongesso a scomparsa <i>Round wall box for installation in plasterboard false ceiling</i>	01	46,00
		02	46,00

0207	Cassaforma quadrata per installazione in cartongesso a scomparsa <i>Square wall box for installation in plasterboard false ceiling</i>	01	67,50
		02	67,50

Accessori per installazioni in calcestruzzo o muratura pag. 128
Accessories for concrete or masonry installations pg. 128

0151/150	Driver 150 mA, 1-2 Star 3,7 cm	26,50
----------	---------------------------------	-------

6693 STAR RGB LED 3x250mA



01	123,00
02	123,00
31	123,00

F III IP65 0,14

0206	Cassaforma tonda per installazione in cartongesso a scomparsa <i>Round wall box for installation in plasterboard false ceiling</i>	01	46,00
		02	46,00
0207	Cassaforma quadrata per installazione in cartongesso a scomparsa <i>Square wall box for installation in plasterboard false ceiling</i>	01	67,50
		02	67,50

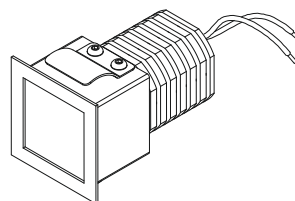
Accessori per installazioni in calcestruzzo o muratura pag. 128
Accessories for concrete or masonry installations pg. 128

0164	Driver RGB 120W - IN: 230V - OUT: 3x24V	268,50
0167	Driver RGB 22W - IN: 230V - OUT: 3x24V	72,00
0168	Converter RGB - IN: 24V - OUT: 3x250 mA, 1-5 Star RGB	68,50
0163	IR sensor	36,50
0165	IR remote controller	58,50
0166	Sync cable	12,00

Codice Articolo Prezzo € IVA esclusa

6695 STAR 3

/W - LED 6,1W 17,3V 350mA 975lm 4000K
/WW - LED 6,1W 17,3V 350mA 939lm 3000K
/XW - LED 6,1W 17,3V 350mA 896lm 2700K



01/WW	100,00
01/W	100,00
01/XW	100,00
02/WW	100,00
02/W	100,00
02/XW	100,00
25/WW	104,50
25/W	104,50
25/XW	104,50
32/WW	101,50
32/W	101,50
32/XW	101,50

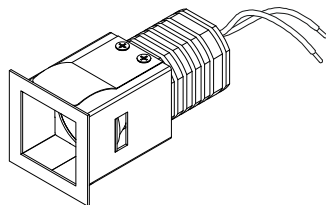
F III IP40 0,15

0223	Cassaforma per calcestruzzo <i>Wall box for concrete</i>	43,50
0224/Q	Plaster kit preforato <i>Perforated plaster kit</i>	23,50
0225	Cassaforma per muratura <i>Wall box</i>	27,00

0136/15	Driver 350 mA, 1-2 Star 3,2 cm	41,50
0125	Driver 350 mA, 1 Star 4 cm	29,00
0128	Driver 350 mA, 1-2 Star	35,50
0141/DIM	Multi-power dimmable driver PUSH - 1...10V , 1-2 Star	70,50
0141/DALI	Multi-power DALI dimmable driver, 1-2 Star	83,00
0145	Multi-power dimmable driver PUSH - 1...10V , 1-3 Star	123,00
0145/DALI	Multi-power DALI dimmable driver, 1-3 Star	148,50
0115/EM	Emergency Unit, 1 Star	143,50

00 Trasparente - 01 Bianco - 02 Nero - 03 Grigio - 05 Rosso - 06 Verde - 08 Giallo - 09 Arancione - 10 Azzurro - 11 Rosa - 14 Lavagna - 21 Dorato lucido
23 Alluminio satinato - 24 Cromo nero - 25 Dorato satinato - 28 Foglia rame - 29 Foglia oro - 30 Foglia argento - 31 Cromato lucido - 32 Nickel satinato

Codice Articolo	Prezzo € IVA esclusa
6696 STAR 4	
01/W 01/WW 01/XW /18	109,00
01/W 01/WW 01/XW /40	109,00
01/W 01/WW 01/XW /ST	109,00
01/W 01/WW 01/XW /60	109,00
02/W 02/WW 02/XW /18	109,00
02/W 02/WW 02/XW /40	109,00
02/W 02/WW 02/XW /ST	109,00
02/W 02/WW 02/XW /60	109,00
25/W 25/WW 25/XW /18	114,00
25/W 25/WW 25/XW /40	114,00
25/W 25/WW 25/XW /ST	114,00
25/W 25/WW 25/XW /60	114,00
32/W 32/WW 32/XW /18	111,00
32/W 32/WW 32/XW /40	111,00
32/W 32/WW 32/XW /ST	111,00
32/W 32/WW 32/XW /60	111,00



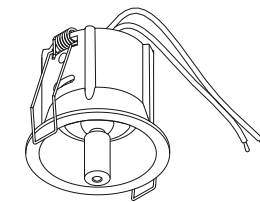
/W - LED 6,1W 17,3V 350mA 975lm 4000K
 /WW - LED 6,1W 17,3V 350mA 939lm 3000K
 /XW - LED 6,1W 17,3V 350mA 896lm 2700K

F III IP40 3,8x3,8 cm Kg 0,18

0223 Cassaforma per calcestruzzo Wall box for concrete	43,50
0224/Q Plaster kit preforato Perforated plaster kit	23,50
0225 Cassaforma per muratura Wall box	27,00

0136/15 Driver 350 mA, 1-2 Star	3,2 cm	41,50
0125 Driver 350 mA, 1 Star	4 cm	29,00
0128 Driver 350 mA, 1-2 Star		35,50
0141/DIM Multi-power dimmable driver PUSH - 1...10V, 1-2 Star		70,50
0141/DALI Multi-power DALI dimmable driver, 1-2 Star		83,00
0145 Multi-power dimmable driver PUSH - 1...10V, 1-3 Star		123,00
0145/DALI Multi-power DALI dimmable driver, 1-3 Star		148,50
0115/EM Emergency Unit, 1 Star		143,50

Codice Articolo	Prezzo € IVA esclusa
6698 SNORKY INCASSO	
01/W	103,00
01/WW	103,00
01/XW	103,00
02/W	103,00
02/WW	103,00
02/XW	103,00

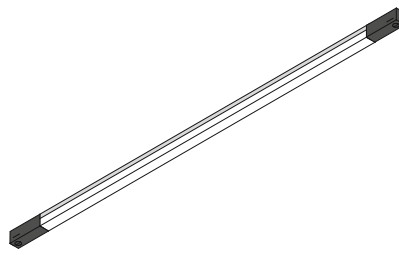


F III 5,9 cm Kg 0,12

0221 Plaster kit traforato 12,5x9 cm Perforated plaster kit 12.5x9 cm	13,00
---	-------

0125 Driver 350 mA, 1-6 Snorky	29,00
0127 Driver 500 mA, 1-6 Snorky	38,00
0128 Driver 350 mA, 1-10 Snorky	35,50
0141/DIM Multi-power dimmable driver PUSH - 1...10V, 1-11 Snorky	70,50
0141/DALI Multi-power DALI dimmable driver, 1-11 Snorky	83,00
0145 Multi-power dimmable driver PUSH - 1...10V, 1-21 Snorky	123,00
0145/DALI Multi-power DALI dimmable driver, 1-21 Snorky	148,50

6700 SEGMENTO 48V	
90 cm	
/W - LED 48V 19W 2068lm 4000K	01/W 266,50
/WW - LED 48V 19W 2068lm 3000K	01/WW 261,50
/XW - LED 48V 19W 1860lm 2700K	01/XW 261,50
	02/W 261,50
	02/WW 261,50
	02/XW 261,50



Linea di luce di 90 cm da installare nei binari elettrificati 48V DC a bassa tensione da superficie.

90 cm line of light to be mounted in the 48V DC low voltage electrified tracks, surface mounting.

III IP40 Kg 0,50

0160/48 Driver 48V - 50W, 1 - 2 Segmento	93,00
0157/48 Driver 48V - 70/72W, 1 - 3 Segmento	96,50
0162/48 Driver 48V - 150W, 1 - 7 Segmento	145,50

0715/48 Rosone con driver 48V - 60W dimmerabile , 1 - 2 Segmento Ceiling rose with 48V - 60W dimmable driver, 1 - 2 Segmento On/Off - 1...10V - PUSH pag. 124	01 02 279,50
--	--------------

0716/48 Rosone con driver 48V - 60W On/Off , 1 - 2 Segmento Ceiling rose with 48V - 60W On/Off driver, 1 - 2 Segmento pag. 124	01 02 131,00
---	--------------

Codice
Articolo

Prezzo €
IVA esclusa

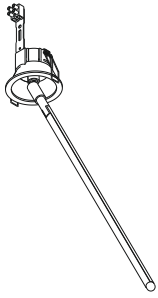
Prezzo €
IVA esclusa

6701 MATITA

30 cm

/W - LED 4W 444lm 4000K
/WW - LED 4W 405lm 3000K
/XW - LED 4W 360lm 2700K

02/W 02/WW 02/XW 119,50



Kg 0,20

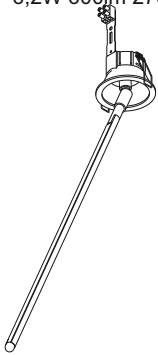
0156	Driver 24V - 25W	41,50
0157	Driver 24V - 75W	88,50
0160	Driver 24V - 50W	77,50
0161/100	Driver 24V - 100W	98,00
0162	Driver 24V - 150W	107,50
0110/DIM	Dimmer 12/24V	121,00
0717/DIM60	Dimmer 24V - 60W	109,00
0717/DIM100	Dimmer 24V - 100W	130,00
0115/EM	Emergency Unit	143,50

6702 MATITA

50 cm

/W - LED 6,2W 740lm 4000K
/WW - LED 6,2W 675lm 3000K
/XW - LED 6,2W 600lm 2700K

02/W 02/WW 02/XW 133,00



Kg 0,30

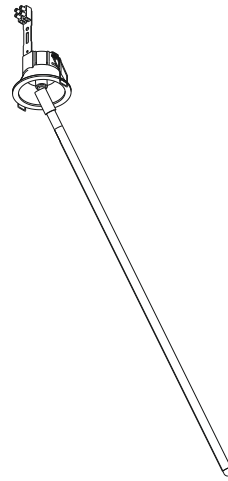
0156	Driver 24V - 25W	41,50
0157	Driver 24V - 75W	88,50
0160	Driver 24V - 50W	77,50
0161/100	Driver 24V - 100W	98,00
0162	Driver 24V - 150W	107,50
0110/DIM	Dimmer 12/24V	121,00
0717/DIM60	Dimmer 24V - 60W	109,00
0717/DIM100	Dimmer 24V - 100W	130,00
0115/EM	Emergency Unit	143,50

6703 MATITA

70 cm

/W - LED 9W 1036lm 4000K
/WW - LED 9W 945lm 3000K
/XW - LED 9W 840lm 2700K

02/W 02/WW 02/XW 148,50



Kg 0,40

0156	Driver 24V - 25W	41,50
0157	Driver 24V - 75W	88,50
0160	Driver 24V - 50W	77,50
0161/100	Driver 24V - 100W	98,00
0162	Driver 24V - 150W	107,50
0110/DIM	Dimmer 12/24V	121,00
0717/DIM60	Dimmer 24V - 60W	109,00
0717/DIM100	Dimmer 24V - 100W	130,00
0115/EM	Emergency Unit	143,50

6704 IRIS 48V

01/W 01/WW 01/XW /25 175,50

01/W 01/WW 01/XW /48 197,50

01/W 01/WW 01/XW /63 197,50

01/W 01/WW 01/XW /ST 197,50

02/W 02/WW 02/XW /25 175,50

02/W 02/WW 02/XW /48 197,50

02/W 02/WW 02/XW /63 197,50

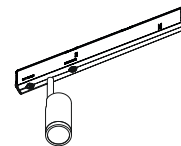
02/W 02/WW 02/XW /ST 197,50

25/W 25/WW 25/XW /25 218,50

25/W 25/WW 25/XW /48 218,50

25/W 25/WW 25/XW /63 218,50

25/W 25/WW 25/XW /ST 218,50



/W - LED 48V 6,1W 350mA 975lm 4000K
/WW - LED 48V 6,1W 350mA 939lm 3000K
/XW - LED 48V 6,1W 350mA 896lm 2700K

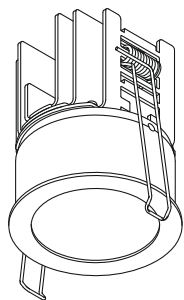


Kg 0,20

00 Trasparente - 01 Bianco - 02 Nero - 03 Grigio - 05 Rosso - 06 Verde - 08 Giallo - 09 Arancione - 10 Azzurro - 11 Rosa - 14 Lavagna - 21 Dorato lucido
23 Alluminio satinato - 24 Cromo nero - 25 Dorato satinato - 28 Foglia rame - 29 Foglia oro - 30 Foglia argento - 31 Cromato lucido - 32 Nickel satinato

Codice Articolo Prezzo € IVA esclusa

**6705
STAR MAXI 1**



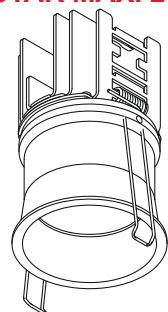
01/W	01/WW	01/XW	/12	190,50
01/W	01/WW	01/XW	/40	190,50
01/W	01/WW	01/XW	/ST	190,50
02/W	02/WW	02/XW	/12	190,50
02/W	02/WW	02/XW	/40	190,50
02/W	02/WW	02/XW	/ST	190,50
25/W	25/WW	25/XW	/12	218,50
25/W	25/WW	25/XW	/40	218,50
25/W	25/WW	25/XW	/ST	218,50
32/W	32/WW	32/XW	/12	218,50
32/W	32/WW	32/XW	/40	218,50
32/W	32/WW	32/XW	/ST	218,50

/W - LED 18,7W 37,4V 500mA 2444lm 4000K
/WW - LED 18,7W 37,4V 500mA 2350lm 3000K
/XW - LED 18,7W 37,4V 500mA 2255lm 2700K

F III IP40 8,3 cm Kg 0,40

0147/COB	Driver 500 mA, 1 Star Maxi	31,00
0169/50	Multi-power driver, 1-2 Star Maxi (500mA)	52,00
0141/DIM	Multi-power dimmable driver PUSH - 1...10V, 1 Star Maxi	70,50
0141/DALI	Multi-power DALI dimmable driver, 1 Star Maxi	83,00
0145	Multi-power dimmable driver PUSH - 1...10V, 1 Star Maxi	123,00
0145/DALI	Multi-power DALI dimmable driver, 1 Star Maxi	148,50
0115/EM	Emergency Unit, 1 Star Maxi	143,50

**6706
STAR MAXI 2**



01/W	01/WW	01/XW	/12	211,50
01/W	01/WW	01/XW	/40	211,50
01/W	01/WW	01/XW	/ST	211,50
02/W	02/WW	02/XW	/12	211,50
02/W	02/WW	02/XW	/40	211,50
02/W	02/WW	02/XW	/ST	211,50

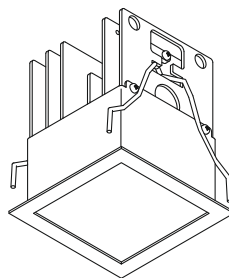
/W - LED 18,7W 37,4V 500mA 2444lm 4000K
/WW - LED 18,7W 37,4V 500mA 2350lm 3000K
/XW - LED 18,7W 37,4V 500mA 2255lm 2700K

F III IP40 8,3 cm Kg 0,40

0147/COB	Driver 500 mA, 1 Star Maxi	31,00
0169/50	Multi-power driver, 1-2 Star Maxi (500mA)	52,00
0141/DIM	Multi-power dimmable driver PUSH - 1...10V, 1 Star Maxi	70,50
0141/DALI	Multi-power DALI dimmable driver, 1 Star Maxi	83,00
0145	Multi-power dimmable driver PUSH - 1...10V, 1 Star Maxi	123,00
0145/DALI	Multi-power DALI dimmable driver, 1 Star Maxi	148,50
0115/EM	Emergency Unit, 1 Star Maxi	143,50

Codice Articolo Prezzo € IVA esclusa

**6707
STAR MAXI 3**



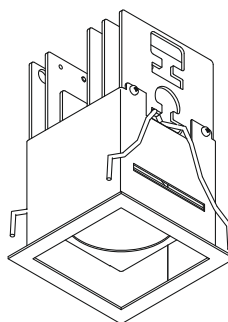
01/W	01/WW	01/XW	173,00
02/W	02/WW	02/XW	173,00
25/W	25/WW	25/XW	209,50
32/W	32/WW	32/XW	209,50

/W - LED 18,7W 37,4V 500mA 2444lm 4000K
/WW - LED 18,7W 37,4V 500mA 2350lm 3000K
/XW - LED 18,7W 37,4V 500mA 2255lm 2700K

F III IP40 8,5x8,5 cm Kg 0,40

0147/COB	Driver 500 mA, 1 Star Maxi	31,00
0169/50	Multi-power driver, 1-2 Star Maxi (500mA)	52,00
0141/DIM	Multi-power dimmable driver PUSH - 1...10V, 1 Star Maxi	70,50
0141/DALI	Multi-power DALI dimmable driver, 1 Star Maxi	83,00
0145	Multi-power dimmable driver PUSH - 1...10V, 1 Star Maxi	123,00
0145/DALI	Multi-power DALI dimmable driver, 1 Star Maxi	148,50
0115/EM	Emergency Unit, 1 Star Maxi	143,50

**6708
STAR MAXI 4**



01/W	01/WW	01/XW	/12	194,50
01/W	01/WW	01/XW	/40	194,50
01/W	01/WW	01/XW	/ST	194,50
02/W	02/WW	02/XW	/12	194,50
02/W	02/WW	02/XW	/40	194,50
02/W	02/WW	02/XW	/ST	194,50

/W - LED 18,7W 37,4V 500mA 2444lm 4000K
/WW - LED 18,7W 37,4V 500mA 2350lm 3000K
/XW - LED 18,7W 37,4V 500mA 2255lm 2700K

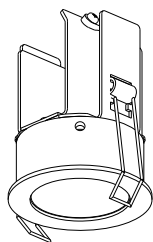
F III IP40 8,5x8,5 cm Kg 0,50

0147/COB	Driver 500 mA, 1 Star Maxi	31,00
0169/50	Multi-power driver, 1-2 Star Maxi (500mA)	52,00
0141/DIM	Multi-power dimmable driver PUSH - 1...10V, 1 Star Maxi	70,50
0141/DALI	Multi-power DALI dimmable driver, 1 Star Maxi	83,00
0145	Multi-power dimmable driver PUSH - 1...10V, 1 Star Maxi	123,00
0145/DALI	Multi-power DALI dimmable driver, 1 Star Maxi	148,50
0115/EM	Emergency Unit, 1 Star Maxi	143,50

Codice
Articolo

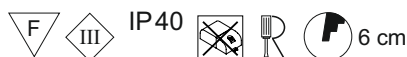
Prezzo €
IVA esclusa

**6710
STAR MEDIUM 1**



01/W	01/WW	01/XW	/24	120,00
01/W	01/WW	01/XW	/40	120,00
01/W	01/WW	01/XW	/60	120,00
01/W	01/WW	01/XW	/ST	120,00
02/W	02/WW	02/XW	/24	120,00
02/W	02/WW	02/XW	/40	120,00
02/W	02/WW	02/XW	/60	120,00
02/W	02/WW	02/XW	/ST	120,00
25/W	25/WW	25/XW	/24	145,50
25/W	25/WW	25/XW	/40	145,50
25/W	25/WW	25/XW	/60	145,50
25/W	25/WW	25/XW	/ST	145,50
32/W	32/WW	32/XW	/24	143,00
32/W	32/WW	32/XW	/40	143,00
32/W	32/WW	32/XW	/60	143,00
32/W	32/WW	32/XW	/ST	143,00

/W - LED 8,9W 17,8V 500mA 1353lm 4000K
/WW - LED 8,9W 17,8V 500mA 1303lm 3000K
/XW - LED 8,9W 17,8V 500mA 1244lm 2700K



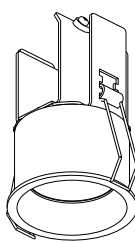
Kg 0,20

0149/COB	Driver 500 mA, 1 Star Medium	32,50
0147/COB	Driver 500 mA, 1 -2 Star Medium	31,00
0125	Driver 350 mA, 1 Star Medium	29,00
0141/DIM	Multi-power dimmable driver PUSH - 1...10V 1-2 Star Medium	70,50
0141/DALI	Multi-power DALI dimmable driver, 1-2 Star Medium	83,00
0145	Multi-power dimmable driver PUSH - 1...10V , 1-3 Star Medium	123,00
0145/DALI	Multi-power DALI dimmable driver, 1-3 Star Medium	148,50
0115/EM	Emergency Unit, 1 Star Medium	143,50

Codice
Articolo

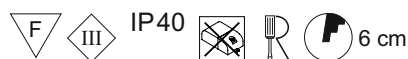
Prezzo €
IVA esclusa

**6711
STAR MEDIUM 2**



01/W	01/WW	01/XW	/24	129,00
01/W	01/WW	01/XW	/40	129,00
01/W	01/WW	01/XW	/60	129,00
01/W	01/WW	01/XW	/ST	129,00
02/W	02/WW	02/XW	/24	129,00
02/W	02/WW	02/XW	/40	129,00
02/W	02/WW	02/XW	/60	129,00
02/W	02/WW	02/XW	/ST	129,00

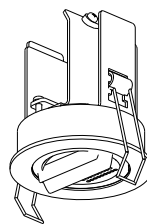
/W - LED 8,9W 17,8V 500mA 1353lm 4000K
/WW - LED 8,9W 17,8V 500mA 1303lm 3000K
/XW - LED 8,9W 17,8V 500mA 1244lm 2700K



Kg 0,25

0149/COB	Driver 500 mA, 1 Star Medium	32,50
0147/COB	Driver 500 mA, 1 -2 Star Medium	31,00
0125	Driver 350 mA, 1 Star Medium	29,00
0141/DIM	Multi-power dimmable driver PUSH - 1...10V 1-2 Star Medium	70,50
0141/DALI	Multi-power DALI dimmable driver, 1-2 Star Medium	83,00
0145	Multi-power dimmable driver PUSH - 1...10V , 1-3 Star Medium	123,00
0145/DALI	Multi-power DALI dimmable driver, 1-3 Star Medium	148,50
0115/EM	Emergency Unit, 1 Star Medium	143,50

**6712
STAR MEDIUM
ASIMMETRICO**



01/W	01/WW	01/XW	140,50
02/W	02/WW	02/XW	140,50
25/W	25/WW	25/XW	163,00
32/W	32/WW	32/XW	160,50

/W - LED 8,9W 17,8V 500mA 1353lm 4000K
/WW - LED 8,9W 17,8V 500mA 1303lm 3000K
/XW - LED 8,9W 17,8V 500mA 1244lm 2700K



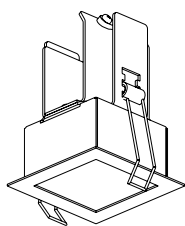
Kg 0,20

0149/COB	Driver 500 mA, 1 Star Medium	32,50
0147/COB	Driver 500 mA, 1 -2 Star Medium	31,00
0125	Driver 350 mA, 1 Star Medium	29,00
0141/DIM	Multi-power dimmable driver PUSH - 1...10V 1-2 Star Medium	70,50
0141/DALI	Multi-power DALI dimmable driver, 1-2 Star Medium	83,00
0145	Multi-power dimmable driver PUSH - 1...10V , 1-3 Star Medium	123,00
0145/DALI	Multi-power DALI dimmable driver, 1-3 Star Medium	148,50
0115/EM	Emergency Unit, 1 Star Medium	143,50

Codice Articolo Prezzo € IVA esclusa

6713 STAR MEDIUM 3

01/W	01/WW	01/XW	132,50
02/W	02/WW	02/XW	132,50
25/W	25/WW	25/XW	158,50
32/W	32/WW	32/XW	156,00



/W - LED 8,9W 17,8V 500mA 1353lm 4000K
 /WW - LED 8,9W 17,8V 500mA 1303lm 3000K
 /XW - LED 8,9W 17,8V 500mA 1244lm 2700K

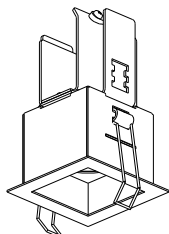


F III IP40 5,9 x 5,9 cm Kg 0,20

0149/COB	Driver 500 mA, 1 Star Medium	32,50
0147/COB	Driver 500 mA, 1-2 Star Medium	31,00
0125	Driver 350 mA, 1 Star Medium	29,00
0141/DIM	Multi-power dimmable driver PUSH - 1...10V 1-2 Star Medium	70,50
0141/DALI	Multi-power DALI dimmable driver, 1-2 Star Medium	83,00
0145	Multi-power dimmable driver PUSH - 1...10V, 1-3 Star Medium	123,00
0145/DALI	Multi-power DALI dimmable driver, 1-3 Star Medium	148,50
0115/EM	Emergency Unit, 1 Star Medium	143,50

6714 STAR MEDIUM 4

01/W	01/WW	01/XW	/24	130,00
01/W	01/WW	01/XW	/40	130,00
01/W	01/WW	01/XW	/60	130,00
01/W	01/WW	01/XW	/ST	130,00
02/W	02/WW	02/XW	/24	130,00
02/W	02/WW	02/XW	/40	130,00
02/W	02/WW	02/XW	/60	130,00



/W - LED 8,9W 17,8V 500mA 1353lm 4000K
 /WW - LED 8,9W 17,8V 500mA 1303lm 3000K
 /XW - LED 8,9W 17,8V 500mA 1244lm 2700K



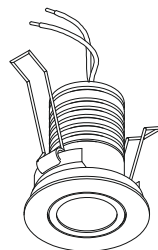
F III IP40 5,9 x 5,9 cm Kg 0,25

0149/COB	Driver 500 mA, 1 Star Medium	32,50
0147/COB	Driver 500 mA, 1-2 Star Medium	31,00
0125	Driver 350 mA, 1 Star Medium	29,00
0141/DIM	Multi-power dimmable driver PUSH - 1...10V 1-2 Star Medium	70,50
0141/DALI	Multi-power DALI dimmable driver, 1-2 Star Medium	83,00
0145	Multi-power dimmable driver PUSH - 1...10V, 1-3 Star Medium	123,00
0145/DALI	Multi-power DALI dimmable driver, 1-3 Star Medium	148,50
0115/EM	Emergency Unit, 1 Star Medium	143,50

Codice Articolo Prezzo € IVA esclusa

6715 STAR ADJUSTABLE

01/W	01/WW	01/XW	/18	129,50
01/W	01/WW	01/XW	/40	129,50
01/W	01/WW	01/XW	/ST	129,50
01/W	01/WW	01/XW	/60	129,50
02/W	02/WW	02/XW	/18	129,50
02/W	02/WW	02/XW	/40	129,50
02/W	02/WW	02/XW	/ST	129,50
02/W	02/WW	02/XW	/60	129,50



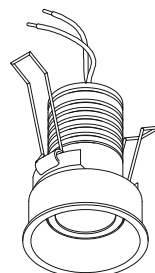
/W - LED 6,1W 17,3V 350mA 975lm 4000K
 /WW - LED 6,1W 17,3V 350mA 939lm 3000K
 /XW - LED 6,1W 17,3V 350mA 896lm 2700K

F III IP40 5,7 cm Kg 0,16

0136/15	Driver 350 mA, 1-2 Star	3,2 cm	32,50
0125	Driver 350 mA, 1 Star	4 cm	29,00
0128	Driver 350 mA, 1-2 Star		35,50
0141/DIM	Multi-power dimmable driver PUSH - 1...10V, 1-2 Star		70,50
0141/DALI	Multi-power DALI dimmable driver, 1-2 Star		83,00
0145	Multi-power dimmable driver PUSH - 1...10V, 1-3 Star		123,00
0145/DALI	Multi-power DALI dimmable driver, 1-3 Star		148,50
0115/EM	Emergency Unit, 1 Star		143,50

6716 STAR ADJUSTABLE

01/W	01/WW	01/XW	/18	132,00
01/W	01/WW	01/XW	/40	132,00
01/W	01/WW	01/XW	/ST	132,00
01/W	01/WW	01/XW	/60	132,00
02/W	02/WW	02/XW	/18	132,00
02/W	02/WW	02/XW	/40	132,00
02/W	02/WW	02/XW	/ST	132,00
02/W	02/WW	02/XW	/60	132,00



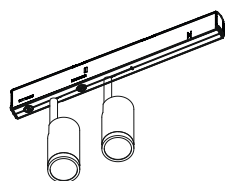
/W - LED 6,1W 17,3V 350mA 975lm 4000K
 /WW - LED 6,1W 17,3V 350mA 939lm 3000K
 /XW - LED 6,1W 17,3V 350mA 896lm 2700K

F III IP40 5,7 cm Kg 0,16

0136/15	Driver 350 mA, 1-2 Star	3,2 cm	32,50
0125	Driver 350 mA, 1 Star	4 cm	29,00
0128	Driver 350 mA, 1-2 Star		35,50
0141/DIM	Multi-power dimmable driver PUSH - 1...10V, 1-2 Star		70,50
0141/DALI	Multi-power DALI dimmable driver, 1-2 Star		83,00
0145	Multi-power dimmable driver PUSH - 1...10V, 1-3 Star		123,00
0145/DALI	Multi-power DALI dimmable driver, 1-3 Star		148,50
0115/EM	Emergency Unit, 1 Star		143,50

Codice Articolo Prezzo € IVA esclusa

6717 IRIS 48V



01/W	01/WW	01/XW	/25	283,50
01/W	01/WW	01/XW	/48	283,50
01/W	01/WW	01/XW	/63	283,50
01/W	01/WW	01/XW	/ST	283,50
02/W	02/WW	02/XW	/25	283,50
02/W	02/WW	02/XW	/48	283,50
02/W	02/WW	02/XW	/63	283,50
02/W	02/WW	02/XW	/ST	283,50
25/W	25/WW	25/XW	/25	359,50
25/W	25/WW	25/XW	/48	359,50
25/W	25/WW	25/XW	/63	359,50
25/W	25/WW	25/XW	/ST	359,50

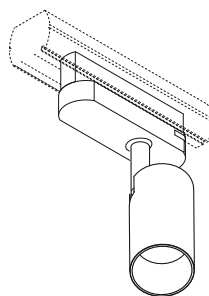
/W - LED 48V 12,2W 350mA 1950lm 4000K
 /WW - LED 48V 12,2W 350mA 1878lm 3000K
 /XW - LED 48V 12,2W 350mA 1792lm 2700K



Codice Articolo Prezzo € IVA esclusa

6721 NEWTON MAXI

/W - LED 21W 3060lm 4000K
 /WW - LED 21W 2780lm 3000K



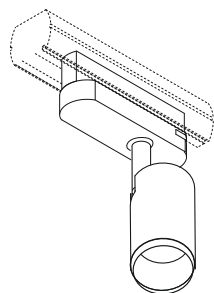
01/W	01/WW	/15	206,50
01/W	01/WW	/38	206,50
01/W	01/WW	/60	206,50
02/W	02/WW	/15	206,50
02/W	02/WW	/38	206,50
02/W	02/WW	/60	206,50



Kg 0,60

6720 NEWTON MAXI

/W - LED 12W 1705lm 4000K
 /WW - LED 12W 1550lm 3000K



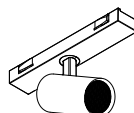
01/W	01/WW	/15	180,00
01/W	01/WW	/38	180,00
01/W	01/WW	/60	180,00
02/W	02/WW	/15	180,00
02/W	02/WW	/38	180,00
02/W	02/WW	/60	180,00



Kg 0,60

6722 NEWTON MICRO

/WW - LED 24V 4W 310lm 3000K CRI>90
 /XW - LED 24V 4W 310lm 2700K CRI>90



02/WW	/24	144,50
02/XW	/24	144,50
02/WW	/24 /D	220,00
02/XW	/24 /D	220,00



/D Dimmerazione DALI
 /D DALI dimming

Faretto orientabile con attacco magnetico da installare nei binari elettrificati 24V DC a bassa tensione da superficie.

Adjustable spotlight with magnetic attachment to be mounted in the 24V DC low voltage electrified tracks, surface mounting.

Sistema binario 24V pagina 122
24V track system page 122



Kg 0,04

0156	Driver 24V - 25W	41,50
0157	Driver 24V - 75W	88,50
0160	Driver 24V - 50W	77,50
0162	Driver 24V - 150W	107,50



Kg 0,55

00 Trasparente - 01 Bianco - 02 Nero - 03 Grigio - 05 Rosso - 06 Verde - 08 Giallo - 09 Arancione - 10 Azzurro - 11 Rosa - 14 Lavagna - 21 Dorato lucido
 23 Alluminio satinato - 24 Cromo nero - 25 Dorato satinato - 28 Foglia rame - 29 Foglia oro - 30 Foglia argento - 31 Cromato lucido - 32 Nickel satinato

Codice Articolo Prezzo € IVA esclusa

6723 NEWTON MINI /WW - LED 24V 7W 390lm 3000K CRI>90 /XW - LED 24V 7W 430lm 2700K CRI>90	02/WW /24	153,00
	02/XW /24	153,00
	02/WW /38	153,00
	02/XW /38	153,00
	02/WW /24 /D	227,00
	02/XW /24 /D	227,00
	02/WW /38 /D	227,00
	02/XW /38 /D	227,00



/D Dimmerazione DALI
/D DALI dimming

Faretto orientabile con attacco magnetico da installare nei binari elettrificati 24V DC a bassa tensione da superficie.

Adjustable spotlight with magnetic attachment to be mounted in the 24V DC low voltage electrified tracks, surface mounting.


Sistema binario 24V pagina 122
24V track system page 122

III IP40 Kg 0,06

0156	Driver 24V - 25W	41,50
0157	Driver 24V - 75W	88,50
0160	Driver 24V - 50W	77,50
0162	Driver 24V - 150W	107,50

Colore

6724 SEGMENTO MINI 30 cm /WW - LED 24V 4W 290lm 3000K /XW - LED 24V 4W 270lm 2700K	02/WW	98,50
	02/XW	98,50
	02/WW /DALI	151,50
	02/XW /DALI	151,50



Linea di luce a griglia di 30 cm con attacco magnetico da installare nei binari elettrificati 24V DC a bassa tensione da superficie.

30 cm line of light with magnetic attachment to be installed in the 24V DC low voltage electrified tracks, surface mounting.

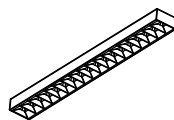
Sistema binario 24V pagina 122
24V track system page 122

III IP40 Kg 0,03

0156	Driver 24V - 25W	41,50
0157	Driver 24V - 75W	88,50
0160	Driver 24V - 50W	77,50
0162	Driver 24V - 150W	107,50

Codice Articolo Prezzo € IVA esclusa

6725 SEGMENTO DARK MINI 15 cm /WW - LED 24V 4W 120lm 3000K /XW - LED 24V 4W 110lm 2700K	02/WW	118,00
	02/XW	118,00
	02/WW /DALI	160,50
	02/XW /DALI	160,50



Linea di luce a griglia di 15 cm con attacco magnetico da installare nei binari elettrificati 24V DC a bassa tensione da superficie.

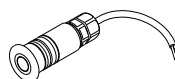
15 cm grid line of light with magnetic attachment to be installed in the 24V DC low voltage electrified tracks, surface mounting.

Sistema binario 24V pagina 122
24V track system page 122

III IP40 Kg 0,02

0156	Driver 24V - 25W	41,50
0157	Driver 24V - 75W	88,50
0160	Driver 24V - 50W	77,50
0162	Driver 24V - 150W	107,50

6730 ZEPPELIN MINI TONDO /W - LED 1W 350mA 151lm 4000K /WW - LED 1W 350mA 143lm 3000K /XW - LED 1W 350mA 138lm 2700K	33/W 33/WW 33/XW	86,00
--	-------------------------	-------



INOX AISI 316L
Molla per cartongesso inclusa
Spring for plasterboard included



F III IP67 2 cm Kg 0,05

0215	Controcassa in materiale plastico Plastic Box		3,50
0125	Driver 350 mA, 1-6 Zeppelin		29,00
0128	Driver 350 mA, 1-10 Zeppelin		35,50
0141/DIM	Multi-power dimmable driver PUSH - 1...10V , 1-12 Zep.		70,50
0141/DALI	Multi-power DALI dimmable driver, 1-12 Zep.		83,00
0031/IP	Driver IP67 350 mA 1-12 Zeppelin		51,00

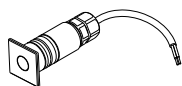
Codice
Articolo

Prezzo €
IVA esclusa

6731 ZEPPELIN MINI QUADRO

33/W 33/WW 33/XW 93,50

/W - LED 1W 350mA 151lm 4000K
/WW - LED 1W 350mA 143lm 3000K
/XW - LED 1W 350mA 138lm 2700K



INOX AISI 316L



Molla per cartongesso inclusa
Spring for plasterboard included



F III IP67 500 Kg T<40°C 30 CM 2 cm Kg 0,06

0215	Controcassa in materiale plastico Plastic Box		3,50
0125	Driver 350 mA, 1-6 Zeppelin		29,00
0128	Driver 350 mA, 1-10 Zeppelin		35,50
0141/DIM	Multi-power dimmable driver PUSH - 1...10V, 1-12 Zep.		70,50
0141/DALI	Multi-power DALI dimmable driver, 1-12 Zep.		83,00
0031/IP	Driver IP67 350 mA 1-12 Zeppelin		51,00

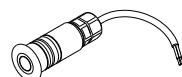
6732 ZEPPELIN PLUS MINI TONDO

33/W 33/WW 33/XW /15 91,00

33/W 33/WW 33/XW /25 91,00

33/W 33/WW 33/XW /45 91,00

/W - LED 1W 350mA 151lm 4000K
/WW - LED 1W 350mA 143lm 3000K
/XW - LED 1W 350mA 138lm 2700K



INOX AISI 316L



Molla per cartongesso inclusa
Spring for plasterboard included



F III IP67 500 Kg T<40°C 30 CM 2 cm Kg 0,05

0215	Controcassa in materiale plastico Plastic Box		3,50
0125	Driver 350 mA, 1-6 Zeppelin		29,00
0128	Driver 350 mA, 1-10 Zeppelin		35,50
0141/DIM	Multi-power dimmable driver PUSH - 1...10V, 1-12 Zep.		70,50
0141/DALI	Multi-power DALI dimmable driver, 1-12 Zep.		83,00
0031/IP	Driver IP67 350 mA 1-12 Zeppelin		51,00

00 Trasparente - 01 Bianco - 02 Nero - 03 Grigio - 05 Rosso - 06 Verde - 08 Giallo - 09 Arancione - 10 Azzurro - 11 Rosa - 14 Lavagna - 21 Dorato lucido
23 Alluminio satinato - 24 Cromo nero - 25 Dorato satinato - 28 Foglia rame - 29 Foglia oro - 30 Foglia argento - 31 Cromato lucido - 32 Nickel satinato

Codice
Articolo

Prezzo €
IVA esclusa

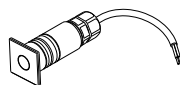
6733 ZEPPELIN PLUS MINI QUADRO

33/W 33/WW 33/XW /15 99,00

33/W 33/WW 33/XW /25 99,00

33/W 33/WW 33/XW /45 99,00

/W - LED 1W 350mA 151lm 4000K
/WW - LED 1W 350mA 143lm 3000K
/XW - LED 1W 350mA 138lm 2700K



INOX AISI 316L



Molla per cartongesso inclusa
Spring for plasterboard included



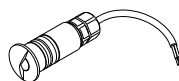
F III IP67 500 Kg T<40°C 30 CM 2 cm Kg 0,05

0215	Controcassa in materiale plastico Plastic Box		3,50
0125	Driver 350 mA, 1-6 Zeppelin		29,00
0128	Driver 350 mA, 1-10 Zeppelin		35,50
0141/DIM	Multi-power dimmable driver PUSH - 1...10V, 1-12 Zep.		70,50
0141/DALI	Multi-power DALI dimmable driver, 1-12 Zep.		83,00
0031/IP	Driver IP67 350 mA 1-12 Zeppelin		51,00

6734 VISTA MINI

33/W 33/WW 33/XW 106,50

/W - LED 1W 350mA 151lm 4000K
/WW - LED 1W 350mA 143lm 3000K
/XW - LED 1W 350mA 138lm 2700K



INOX AISI 316L



Molla per cartongesso inclusa
Spring for plasterboard included



F III IP67 500 Kg T<40°C 30 CM 2 cm Kg 0,07


0215	Controcassa in materiale plastico Plastic Box		3,50
0125	Driver 350 mA, 1-6 Vista		29,00
0128	Driver 350 mA, 1-10 Vista		35,50
0141/DIM	Multi-power dimmable driver PUSH - 1...10V, 1-12 Vista		70,50
0141/DALI	Multi-power DALI dimmable driver, 1-12 Vista		83,00
0031/IP	Driver IP67 350 mA 1-12 Vista		51,00

6740 TOP IP	01/W /15/25/45	66,50	
/W - LED max 2W 500 mA 209lm 4000K	01/WW /15/25/45	66,50	
/WW - LED max 2W 500 mA 199lm 3000K	01/XW /15/25/45	66,50	
/XW - LED max 2W 500 mA 189lm 2700K			



			Kg 0,05
0213	Kit: box + plaster traforato Kit: box + perforated plaster		26,00
0216	Controcassa in materiale plastico Plastic Box		4,50
0125	Driver 350 mA, 1-6 Top IP		29,00
0127	Driver 500 mA, 1-6 Top IP		38,00
0128	Driver 350 mA, 1-10 Top IP		35,50
0141/DIM	Multi-power dimmable driver PUSH - 1...10V , 1-11 Top IP		70,50
0141/DALI	Multi-power DALI dimmable driver, 1-11 Top IP		83,00
0145	Multi-power dimmable driver PUSH - 1...10V , 1-21 Top IP		123,00
0145/DALI	Multi-power DALI dimmable driver, 1-21 Top IP		148,50
0143/IP	Driver Ip65 500 mA, 1-8 Top IP		51,00

6750 IRIS			
L 10 cm	01/W /15/25/45	118,50	
/W - LED 6,1W 17,3V 350mA 975lm 4000K	01/WW /15/25/45	118,50	
/WW - LED 6,1W 17,3V 350mA 939lm 3000K	02/W /15/25/45	118,50	
/XW - LED 6,1W 17,3V 350mA 896lm 2700K	02/WW /15/25/45	118,50	
	02/W /25/48/63	118,50	
	02/WW /25/48/63	118,50	
	25/W /25/48/63	157,50	
	25/WW /25/48/63	157,50	



			Kg 0,22
0125	Driver 350 mA, 1 Iris		29,00
0129	Multi-power dimmable driver PUSH - 1...10V , 1-2 Iris		71,50
0129/DALI	Multi-power DALI dimmable driver, 1-2 Iris		109,00
0141/DIM	Multi-power dimmable driver PUSH - 1...10V , 1-2 Iris		70,50
0141/DALI	Multi-power DALI dimmable driver, 1-2 Iris		83,00

			Kg 0,30
0128	Driver 350 mA, 1 Iris		35,50
0129	Multi-power dimmable driver PUSH - 1...10V , 1-2 Iris		71,50
0129/DALI	Multi-power DALI dimmable driver, 1-2 Iris		109,00
0141/DIM	Multi-power dimmable driver PUSH - 1...10V , 1-2 Iris		70,50
0141/DALI	Multi-power DALI dimmable driver, 1-2 Iris		83,00


33 Acciaio satinato - 34 Verniciato corten - 35 Verniciato sabbia - 38 Ramato lucido - 39 Verniciato antracite - 45 Alluminio anodizzato
50 Cristallo - 56 Specchio - 57 Vetro bianco - 85 Verniciato argento - 86 Verniciato oro - 87 Verniciato rame - 88 Verniciato bronzo

6751 IRIS			
L 10 cm	01/W /15/25/45	208,50	
/W - LED 12,2W 17,3V 350mA 1950lm 4000K	01/WW /15/25/45	208,50	
/WW - LED 12,2W 17,3V 350mA 1878lm 3000K	02/W /15/25/45	208,50	
/XW - LED 12,2W 17,3V 350mA 1792lm 2700K	02/WW /15/25/45	208,50	
	25/W /15/25/45	274,50	
	25/WW /15/25/45	274,50	



			Kg 0,30
0128	Driver 350 mA, 1 Iris		35,50
0129	Multi-power dimmable driver PUSH - 1...10V , 1-2 Iris		71,50
0129/DALI	Multi-power DALI dimmable driver, 1-2 Iris		109,00
0141/DIM	Multi-power dimmable driver PUSH - 1...10V , 1-2 Iris		70,50
0141/DALI	Multi-power DALI dimmable driver, 1-2 Iris		83,00

6752 IRIS			
L 45 cm	01/W /15/25/45	262,00	
/W - LED 12,2W 17,3V 350mA 1950lm 4000K	01/WW /15/25/45	262,00	
/WW - LED 12,2W 17,3V 350mA 1878lm 3000K	02/W /15/25/45	262,00	
/XW - LED 12,2W 17,3V 350mA 1792lm 2700K	02/WW /15/25/45	262,00	
	25/W /15/25/45	262,00	
	25/WW /15/25/45	262,00	



			Kg 0,50
0128	Driver 350 mA, 1 Iris		35,50
0129	Multi-power dimmable driver PUSH - 1...10V , 1-2 Iris		71,50
0129/DALI	Multi-power DALI dimmable driver, 1-2 Iris		109,00
0141/DIM	Multi-power dimmable driver PUSH - 1...10V , 1-2 Iris		70,50
0141/DALI	Multi-power DALI dimmable driver, 1-2 Iris		83,00

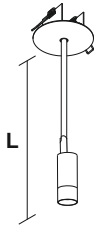
			Kg 0,50
0128	Driver 350 mA, 1 Iris		35,50
0129	Multi-power dimmable driver PUSH - 1...10V , 1-2 Iris		71,50
0129/DALI	Multi-power DALI dimmable driver, 1-2 Iris		109,00
0141/DIM	Multi-power dimmable driver PUSH - 1...10V , 1-2 Iris		70,50
0141/DALI	Multi-power DALI dimmable driver, 1-2 Iris		83,00

33 Acciaio satinato - 34 Verniciato corten - 35 Verniciato sabbia - 38 Ramato lucido - 39 Verniciato antracite - 45 Alluminio anodizzato
50 Cristallo - 56 Specchio - 57 Vetro bianco - 85 Verniciato argento - 86 Verniciato oro - 87 Verniciato rame - 88 Verniciato bronzo

6753 IRIS

L 33 cm

/W - LED 6,1W 17,3V 350mA 975lm 4000K
/WW - LED 6,1W 17,3V 350mA 939lm 3000K
/XW - LED 6,1W 17,3V 350mA 896lm 2700K



01/W	01/WW	01/XW	/25	/48	/63	145,00
01/W	01/WW	01/XW	/ST			145,00
02/W	02/WW	02/XW	/25	/48	/63	145,00
02/W	02/WW	02/XW	/ST			145,00



0125	Driver 350 mA, 1 Iris	35,50
0129	Multi-power dimmable driver PUSH - 1...10V , 1-2 Iris	71,50
0129/DALI	Multi-power DALI dimmable driver, 1-2 Iris	109,00
0141/DIM	Multi-power dimmable driver PUSH - 1...10V , 1-2 Iris	70,50
0141/DALI	Multi-power DALI dimmable driver, 1-2 Iris	83,00

6754 IRIS

L 45 cm

/W - LED 6,1W 17,3V 350mA 975lm 4000K
/WW - LED 6,1W 17,3V 350mA 939lm 3000K
/XW - LED 6,1W 17,3V 350mA 896lm 2700K



01/W	01/WW	01/XW	/25	/48	/63	149,00
01/W	01/WW	01/XW	/ST			149,00
02/W	02/WW	02/XW	/25	/48	/63	149,00
02/W	02/WW	02/XW	/ST			149,00



0125	Driver 350 mA, 1 Iris	35,50
0129	Multi-power dimmable driver PUSH - 1...10V , 1-2 Iris	71,50
0129/DALI	Multi-power DALI dimmable driver, 1-2 Iris	109,00
0141/DIM	Multi-power dimmable driver PUSH - 1...10V , 1-2 Iris	70,50
0141/DALI	Multi-power DALI dimmable driver, 1-2 Iris	83,00

Codice
Articolo

Prezzo €
IVA esclusa

Codice
Articolo

Prezzo €
IVA esclusa

RACCORDI DI LUCE - JOY OF LIGHT

Illuminatori

Prezzo €
IVA esclusa

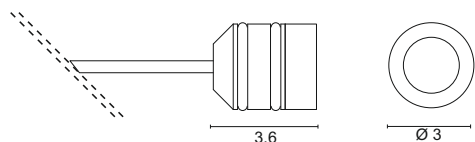
7516

/W - LED 2W 500mA Im 209 4000K
/WW - LED 2W 500mA Im 199 3000K
/XW - LED 2W 500mA Im 189 2700K

45/WW 69,00

45/W 69,00

45/XW 69,00



Driver

0125	Driver 350 mA, 1-6 Power LED	29,00
0127	Driver 500 mA, 1-6 Power LED	38,00
0128	Driver 350 mA, 1-10 Power LED	35,50
0031/IP	Driver IP67 350 mA, 1-12 Power LED	51,00
0143/IP	Driver IP67 500 mA, 1-7 Power LED	51,00

Accessori

0243	Connettore IP68 per cavi Ø < 7.0 mm IP68 connector for cables Ø < 7.0 mm	16,00
------	---	-------

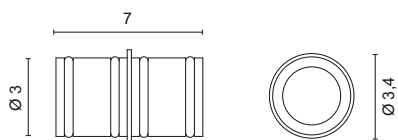


Raccordi

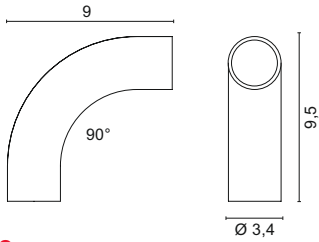
7510

Elemento di giunzione
Junction element

02 14,00



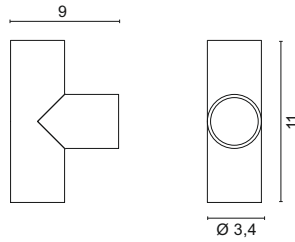
Elementi



7500

Curva a mandrinare 90° INOX AISI 316L
AISI 316L stainless steel 90° expanding bend

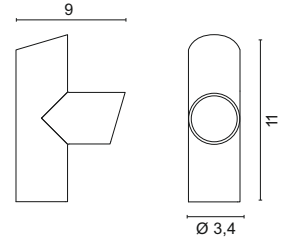
01	Bianco - White	44,50
02	Nero - Black	44,50
06	Verde - Green	44,50
33	Acciaio satinato - Satin steel	50,50
34	Verniciato corten - Painted corten finishing	44,50



7501

Giunto a T a mandrinare 90° INOX AISI 316L
AISI 316L stainless steel T joint expanding bend

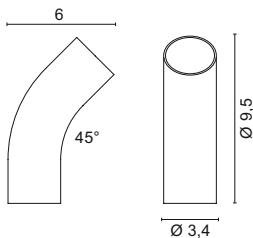
01	Bianco - White	52,50
02	Nero - Black	52,50
06	Verde - Green	52,50
33	Acciaio satinato - Satin steel	66,50
34	Verniciato corten - Painted corten finishing	52,50



7502

Giunto INOX AISI 316L
AISI 316L stainless steel joint

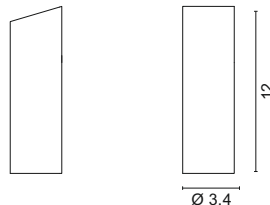
01	Bianco - White	67,50
02	Nero - Black	67,50
06	Verde - Green	67,50
33	Acciaio satinato - Satin steel	82,00
34	Verniciato corten - Painted corten finishing	67,50



7504

Curva a mandrinare 45° INOX AISI 316L
AISI 316L stainless steel 45° expanding bend

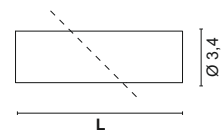
01	Bianco - White	46,50
02	Nero - Black	46,50
06	Verde - Green	46,50
33	Acciaio satinato - Satin steel	51,50
34	Verniciato corten - Painted corten finishing	46,50



7505

Giunto con taglio a 45° INOX AISI 316L
AISI 316L stainless steel joint with 45° cut

01	Bianco - White	37,00
02	Nero - Black	37,00
06	Verde - Green	37,00
33	Acciaio satinato - Satin steel	37,00
34	Verniciato corten - Painted corten finishing	37,00



7508

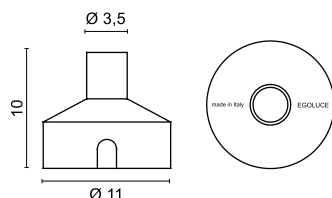
Tubo lineare INOX AISI 316L
AISI 316L stainless steel linear tube

L	01	02	06	
/50	50 cm	62,50	62,50	62,50
/100	100 cm	99,00	99,00	99,00
/150	150 cm	135,00	135,00	135,00
/200	200 cm	156,00	156,00	156,00

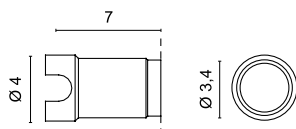
L	33	34	
/50	50 cm	69,50	62,50
/100	100 cm	110,00	99,00
/150	150 cm	145,50	135,00
/200	200 cm	192,50	156,00

RACCORDI DI LUCE - JOY OF LIGHT

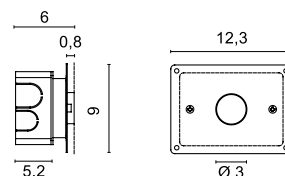
Casseforme / Basi



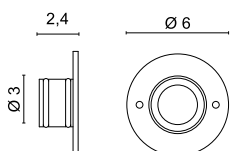
0228
Cassforma drenante
Draining junction box 8,00



0216
Plastic box 4,50

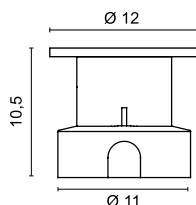


0213
Box + plaster 26,00

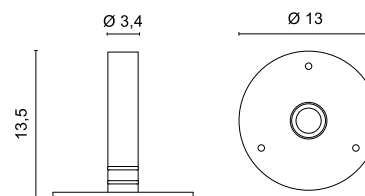


7521
Base a muro INOX 304 verniciato
Painted stainless steel 304 wall base

01	Bianco - White	40,00
02	Nero - Black	40,00
33	Acciaio satinato - Mat Steel	40,00
34	Verniciato corten - Painted corten finishing	40,00



0246/R
Box + plate con viti d'acciaio
Box + plate with steel screws 57,00

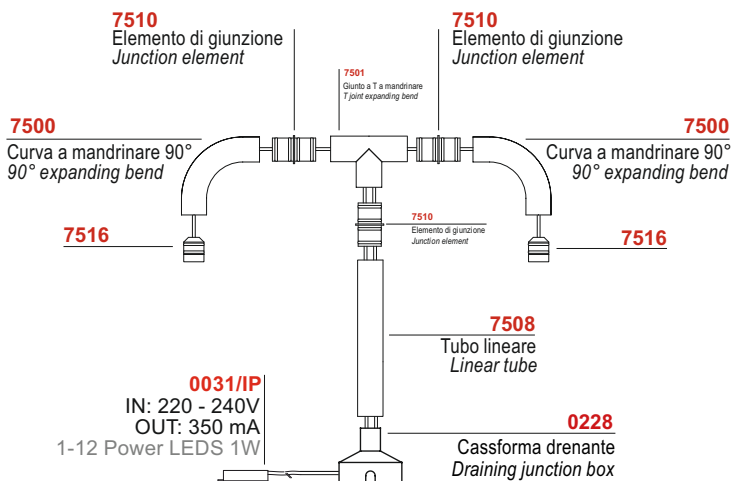
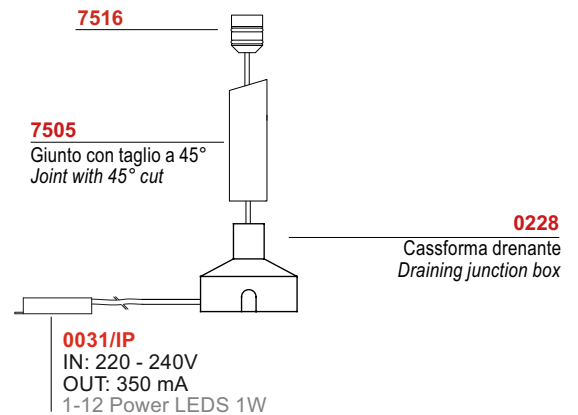
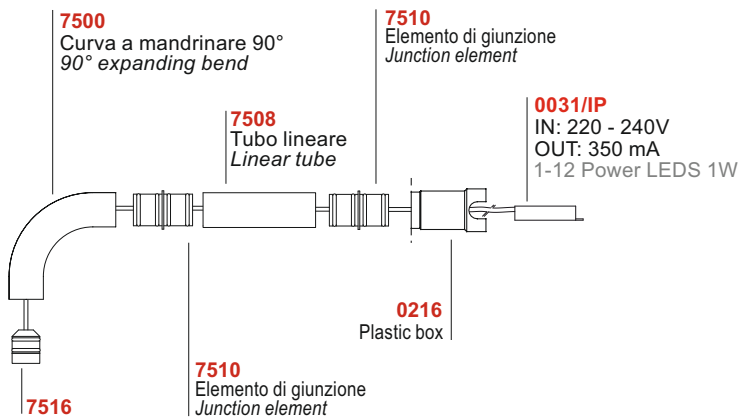
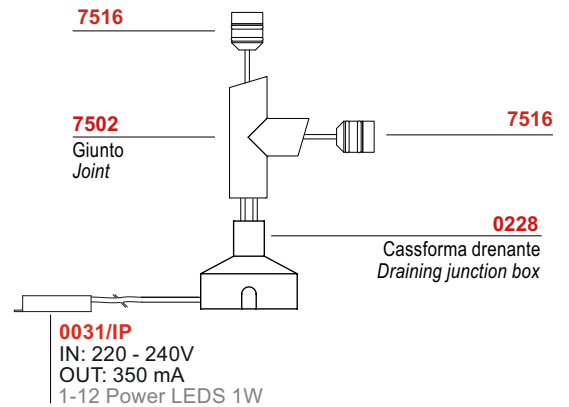
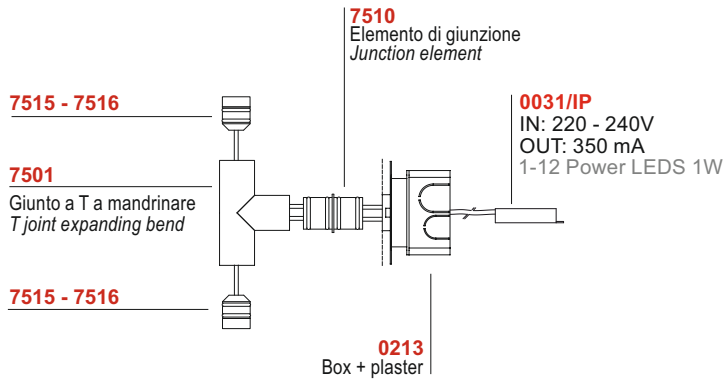
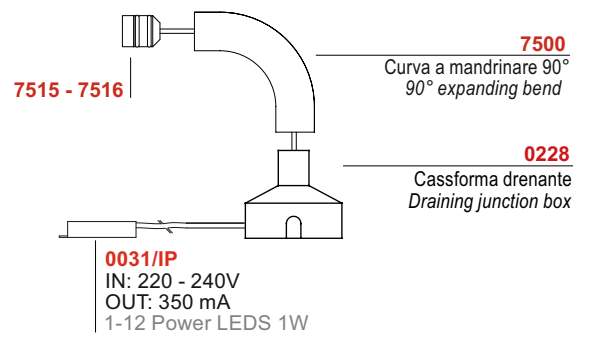
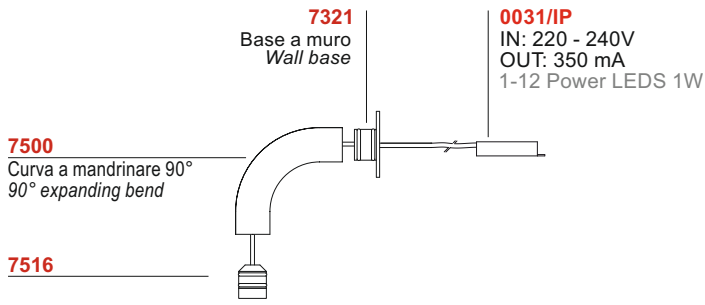


7522
Base
Base

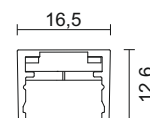
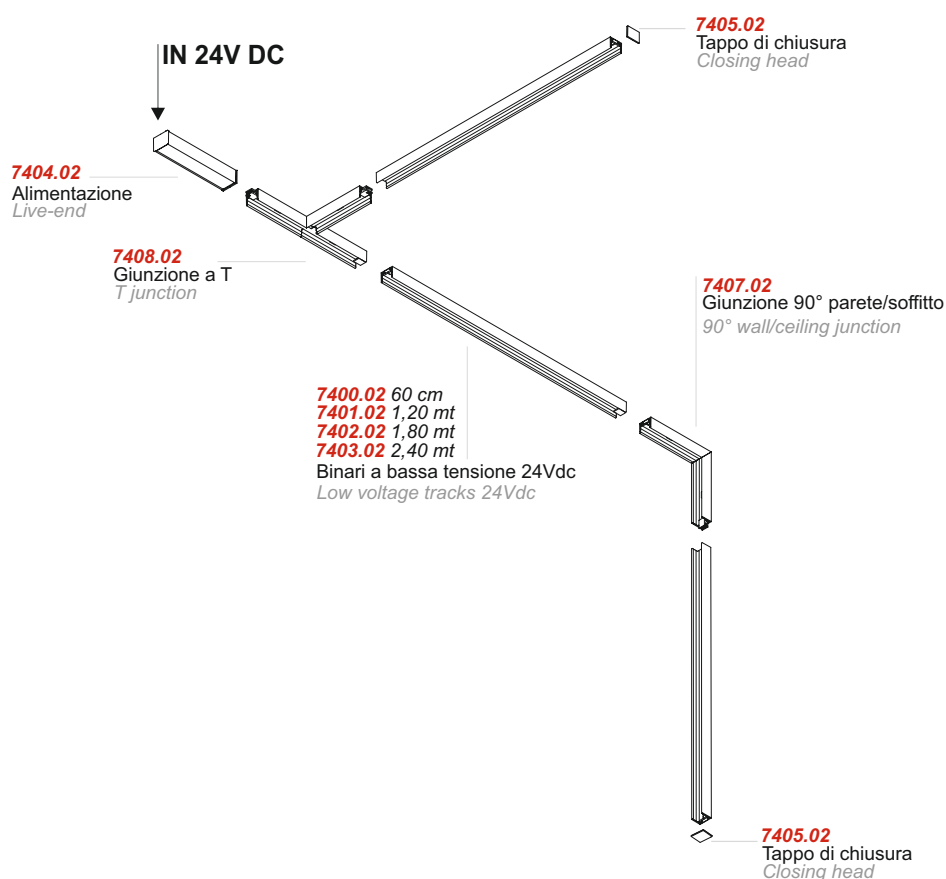
01	Bianco - White	44,00
02	Nero - Black	44,00
33	Acciaio satinato - Mat Steel	44,00
34	Verniciato corten - Painted corten finishing	44,00



7523
Picchetto
Stake 33,00



Soffitto - Parete
Ceiling - Wall



Binari elettrificati magnetici a bassa tensione 24V per applicazioni a soffitto e a parete.

24V magnetic low voltage electrified tracks for ceiling and wall.

Codice Articolo	Descrizione	Colore	Prezzo € IVA esclusa
7400	Binario LED 24V 60 cm - LED track 24V 60 cm	02	94,50
7401	Binario LED 24V 1,20 mt - LED track 24V 1,20 mt	02	158,00
7402	Binario LED 24V 1,80 mt - LED track 24V 1,80 mt	02	224,50
7403	Binario LED 24V 2,40 mt - LED track 24V 2,40 mt	02	281,50
7404	Alimentazione - Power supply	02	147,00
7405	1 Tappo chiusura - 1 Closing head	02	6,50
7406	Giunto - Connector	02	19,00
7410	Curva 90° - 90° curve	02	95,00
7407	Giunzione 90° parete - soffitto 90° wall/ceiling junction	02	130,00
7409	Giunzione a X - X junction	02	229,00
7408	Giunzione a T - T junction	02	157,00
7411	Copertura binario 24V 1 mt - 24V Track cover 1 mt	02	15,50
0156	Driver 24V - 25W		41,50
0157	Driver 24V - 75W		88,50
0160	Driver 24V - 50W		77,50
0162	Driver 24V - 150W		107,50

Tiny è un sistema a 24V dal design minimal che si adatta a qualsiasi tipo di ambiente e soluzione.

Grazie ai vari componenti magnetici, è possibile creare facilmente diverse configurazioni personalizzate per soddisfare qualsiasi esigenza.

Gli accessori integrabili sono: inserti opalini o raster che forniscono un'illuminazione diffusa e non abbagliante e faretto di diverse dimensioni.


Il punto di forza di questo prodotto è sia la facilità di configurazione e personalizzazione, sia il suo profilo minuto che lo rende perfetto per ogni tipo di applicazione.

Tiny is a 24V system with a minimalist design that fits in every type of environment and solution.

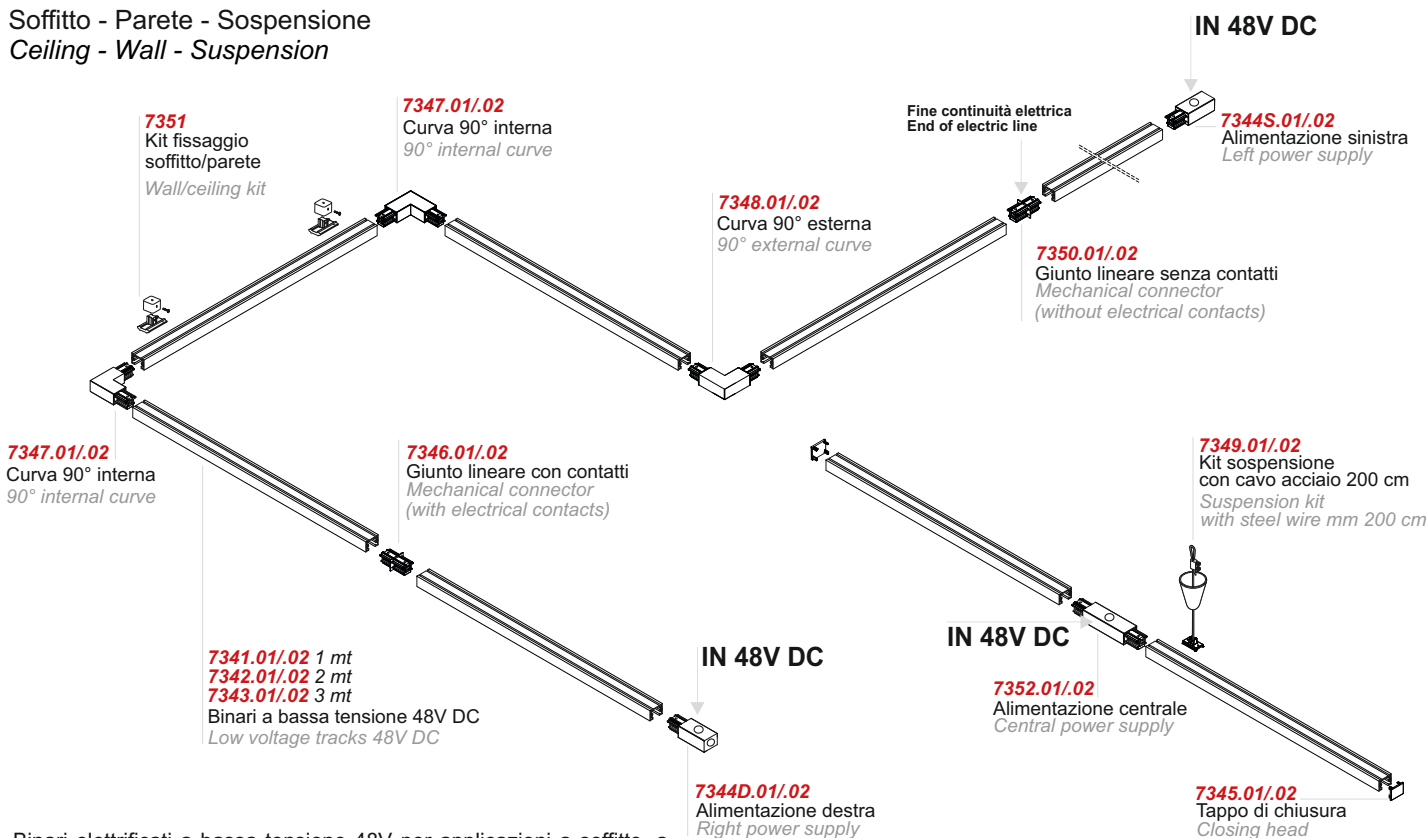
Thanks to the various magnetic components, different customised configurations can be easily and immediately created to meet any requirement.

The accessories that can be integrated are: opal or raster inserts that provide diffuse and no glare lighting and spotlights of different sizes.

The strength of this product is both the ease with which it can be configured and customised and its low profile that makes it perfect for any type of space.

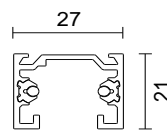


Soffitto - Parete - Sospensione
Ceiling - Wall - Suspension



Binari elettrificati a bassa tensione 48V per applicazioni a soffitto, a parete e a sospensione. I due conduttori per 48V portano, a richiesta, anche il segnale DALI consentendo la regolazione dinamica della luce.

48V low voltage electrified tracks for ceiling, wall and suspended applications. The 48V, on request, conductors can dimming the light using the DALI signal.



Codice Articolo	Descrizione	Colore	Prezzo € IVA esclusa
0987	Adattatore 350mA per track 48V	01 02	119,50
7341	Binario LED 48V 1mt - LED track 48V 1mt	01 02	46,50
7342	Binario LED 48V 2mt - LED track 48V 2mt	01 02	98,50
7343	Binario LED 48V 3mt - LED track 48V 3mt	01 02	151,00
7344S	Alimentazione sinistra - Left hand power supply	01 02	20,50
7344D	Alimentazione destra - Right hand power supply	01 02	20,50
7352	Alimentazione centrale - Central power supply	01 02	38,00
7345	1 Tappo chiusura - 1 Closing head	01 02	3,00
7346	Giunto lineare - Linear joint	01 02	21,50
7347	Curva 90° interna - 90° internal curve	01 02	40,50
7348	Curva 90° esterna - 90° external curve	01 02	40,50
7350	Giunto lineare senza contatti Linear joint without electrical contacts	01 02	10,00
7349	Kit sospensione - Suspension Kit	01 02	17,00
7351	Kit parete-soffitto - Wall ceiling Kit		10,50
7368	Copertura binario 48V 1 mt - 48V Track cover 1 mt	01 02	13,00

0110/DIM	Dimmer 12/24/48V - max 12A	121,00
0110/DIM/MINI	Dimmer 12/24/48V - max 6A	70,00
0160/48	Driver 48V - 50W 1-4 Newton / 1-2 Segmento	93,00
0157/48	Driver 48V - 70/72W 1-5 Newton / 1-3 Segmento	96,50
0162/48	Driver 48V - 150W 1-12 Newton / 1-7 Segmento	145,50

0715/48 Rosone con driver - Ceiling rose with driver **01 02** 279,50
IN 220-240 OUT 48V - 60W

ON-OFF
DIM 1...10
PUSH

* art.7344... Alimentazione da ordinare separatamente
art. 7344... Power supply to be ordered separately

max 4 Newton
max 2 Segmento
max 1 Segmento + 2 Newton
max 7 Iris

IN 220-240
Ø 20 cm
H 4 cm

0716/48 Rosone con driver - Ceiling rose with driver **01 02** 131,00
IN 220-240 OUT 48V - 60W

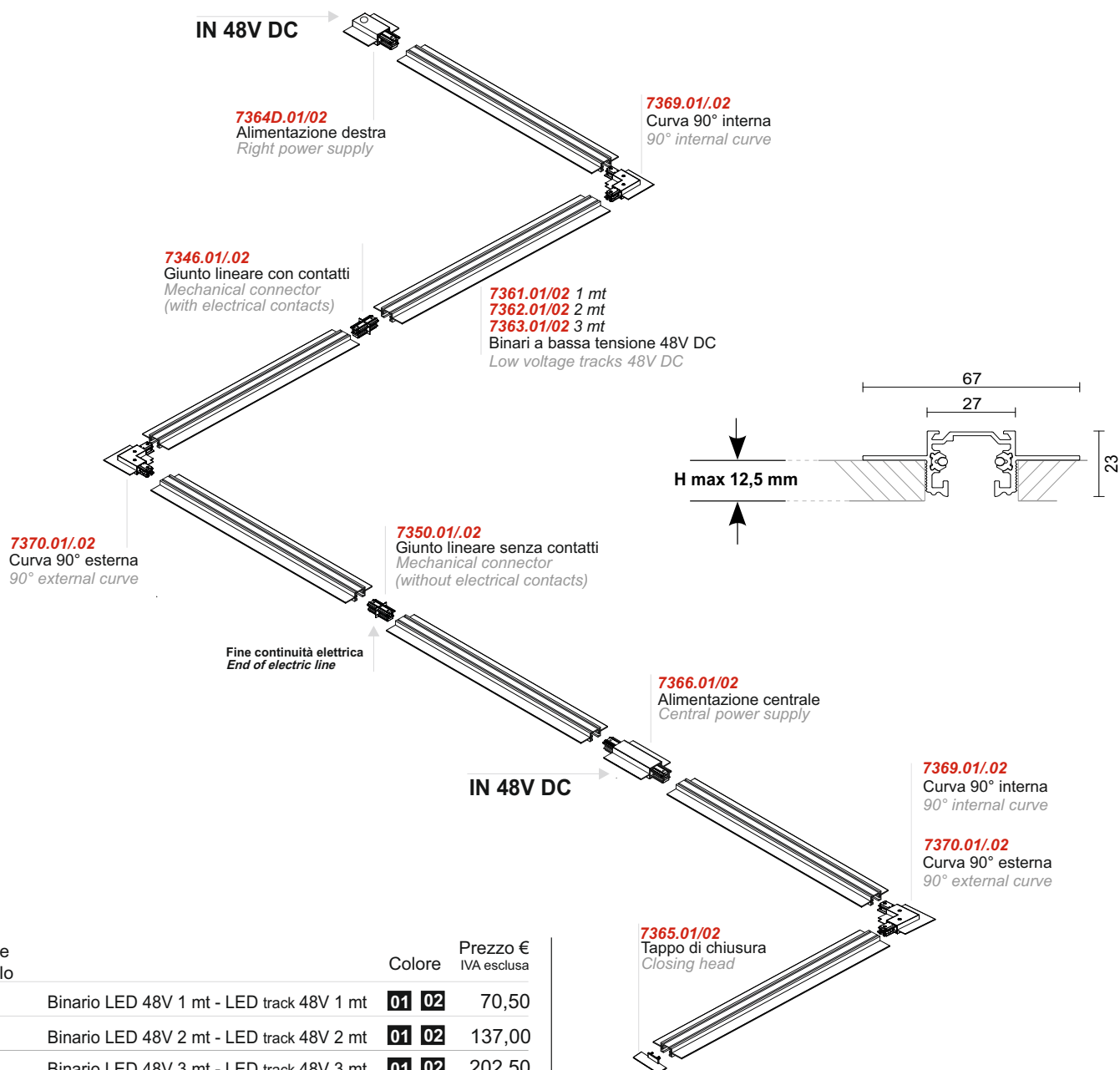
ON-OFF

* art.7344... Alimentazione da ordinare separatamente
art. 7344... Power supply to be ordered separately

max 4 Newton
max 2 Segmento
max 1 Segmento + 2 Newton
max 7 Iris

IN 220-240
30 x 2,8 x 2,8 cm

Incasso - Recessed



Codice Articolo		Colore	Prezzo € IVA esclusa
7361	Binario LED 48V 1 mt - LED track 48V 1 mt	01 02	70,50
7362	Binario LED 48V 2 mt - LED track 48V 2 mt	01 02	137,00
7363	Binario LED 48V 3 mt - LED track 48V 3 mt	01 02	202,50
7364D	Alimentazione destra - Right hand power supply	01 02	21,50
7364S	Alimentazione sinistra - Left hand power supply	01 02	21,50
7365	1 Tappo chiusura - 1 Closing head	01 02	4,00
7366	Alimentazione centrale - Central power supply	01 02	41,00
7368	Copertura binario 48V 1 mt - 48V Track cover 1 mt	01 02	13,00
7369	Curva 90° interna - 90° internal curve	01 02	41,50
7370	Curva 90° esterna - 90° external curve	01 02	41,50
7346	Giunto lineare - Linear joint	01 02	21,50
7350	Giunto lineare senza contatti Linear joint without electrical contacts	01 02	10,00

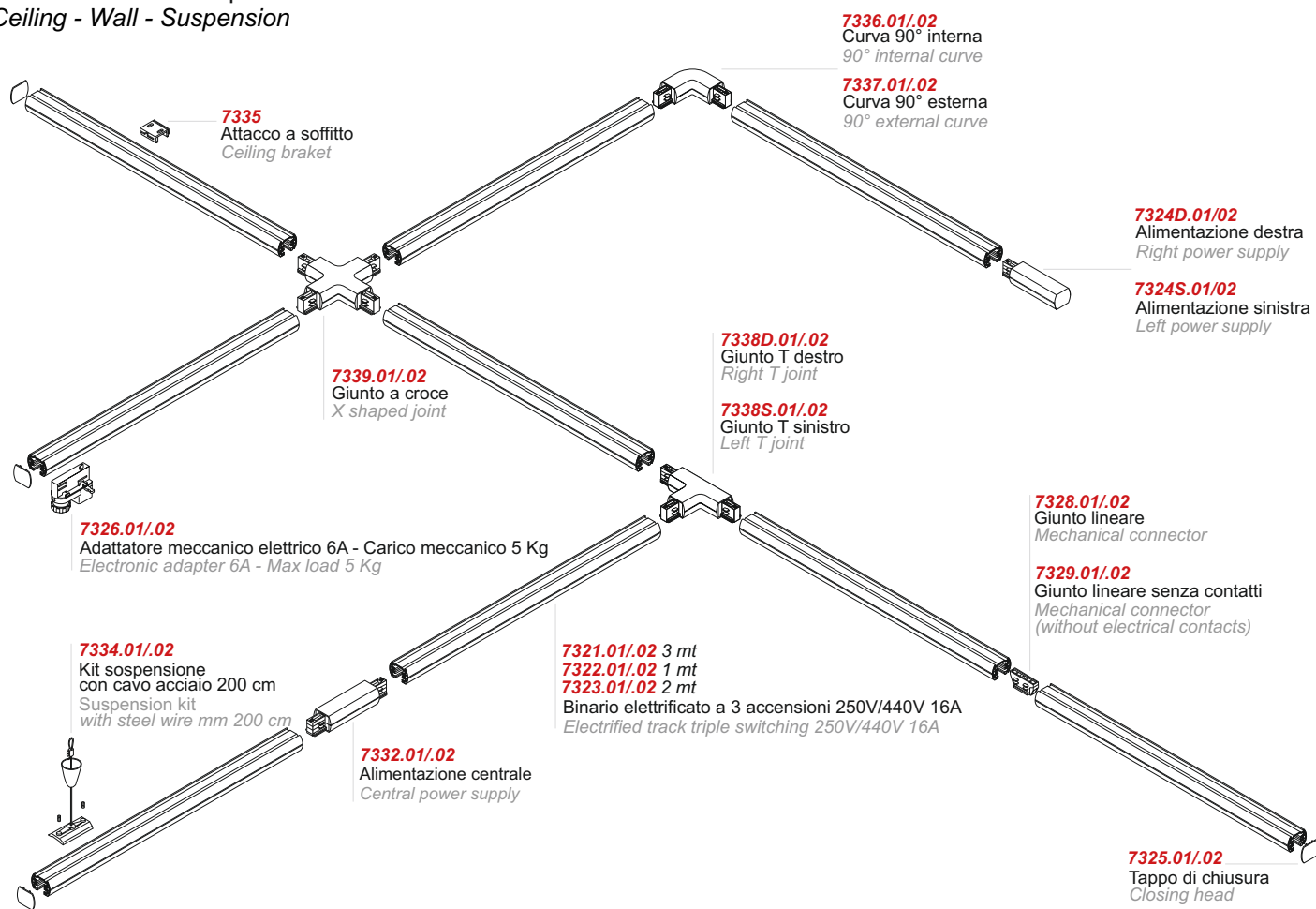
0110/DIM	Dimmer 12/24/48V - max 12A	121,00
0110/DIM/MINI	Dimmer 12/24/48V - max 6A	70,00
0160/48	Driver 48V - 50W 1-4 Newton / 1-2 Segmento	93,00
0157/48	Driver 48V - 70/72W 1-5 Newton / 1-3 Segmento	96,50
0162/48	Driver 48V - 150W 1-12 Newton / 1-7 Segmento	145,50

Binari elettrificati a bassa tensione 48V per applicazioni a soffitto, a parete e a sospensione. I due conduttori per 48V portano, a richiesta, anche il segnale DALI consentendo la regolazione dinamica della luce.

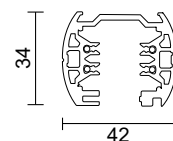
48V low voltage electrified tracks for ceiling, wall and suspended applications. The 48V, on request, conductors can dimming the light using the DALI signal.

BINARIO TRIFASE 230V - THREE-PHASE 230V TRACK

Soffitto - Parete - Sospensione
Ceiling - Wall - Suspension



Codice Articolo		Colore	Prezzo € IVA esclusa
7321	Binario 250V/440V 3mt - Track 250V/440V 3 mt	01 02	171,50
7322	Binario 250V/440V 1mt - Track 250V/440V 1 mt	01 02	60,00
7323	Binario 250V/440V 2mt - Track 250V/440V 2 mt	01 02	116,50
7324S	Alimentazione sinistra - Left hand power supply	01 02	21,00
7324D	Alimentazione destra - Right hand power supply	01 02	21,00
7332	Alimentazione centrale - Central power supply	01 02	42,00
7325	1 Tappo chiusura - 1 Closing head	01 02	2,30
7326	Adattatore meccanico - Electronic adapter	01 02	18,00
7327	Copri binario 1mt - Track cover 1 mt	01 02	6,00
7328	Giunto lineare - Linear joint	01 02	14,00
7329	Giunto lineare senza contatti Linear joint without electrical contacts	01 02	8,50
7331	Kit cavo acciaio (2 mt), piastra 12 cm Kit with steel wire (2 mt), plate 12 cm	01 02	14,50
7334	Kit cavo acciaio (2 mt), piastra 6 cm Kit with steel wire (2 mt), plate 6 cm	01 02	8,50
7335	Attacco a soffitto - Ceiling braket		9,00
7336	Curva 90° interna - 90° internal curve	01 02	41,00
7337	Curva 90° esterna - 90° external curve	01 02	41,00
7338D	Giunto T destro - Right T joint	01 02	61,50
7338S	Giunto T sinistro - Left T joint	01 02	61,50
7339	Giunto a croce - X shaped joint	01 02	83,00



BINARIO elettrificato a tre accensioni diversificate, costruito in lega di alluminio estruso con conduttori in rame alloggiati all'interno di profilati estrusi in PVC.

Electrified TRACK with three different switchings, made in extruded aluminium with internal PVC extrusion copper wires.

00 Trasparente - 01 Bianco - 02 Nero - 03 Grigio - 05 Rosso - 06 Verde - 08 Giallo - 09 Arancione - 10 Azzurro - 11 Rosa - 14 Lavagna - 21 Dorato lucido
23 Alluminio satinato 24 Cromo nero - 25 Dorato satinato - 28 Foglia rame - 29 Foglia oro - 30 Foglia argento - 31 Cromato lucido - 32 Nickel satinato

Lampadine _____ pag. 128
Bulbs

○ _____ **MODULI COB LED / POWER LED** _____ pag. 131
COB LED / POWER LED MODULES

LED Drivers _____ pag. 132
LED Drivers

○ _____ **LED DRIVERS** in corrente continua _____ pag. 132
LED DRIVERS constant current

○ _____ **IP LED DRIVERS** in corrente continua _____ pag. 132
IP LED DRIVERS constant current

○ _____ **DRIVERS DIMMERABILI** in corrente continua _____ pag. 133
DIMMABLE LED DRIVERS constant current

○ _____ **DRIVERS** a tensione costante _____ pag. 134
DRIVERS constant voltage

○ _____ **DRIVERS IP** a tensione costante _____ pag. 135
IP DRIVERS constant voltage

○ _____ **DIMMERS** a tensione costante _____ pag. 135
DIMMERS constant voltage

○ _____ **DRIVERS DIMMERABILI** a tensione costante _____ pag. 135
DIMMABLE LED DRIVERS constant voltage

○ _____ **INTERFACCIA DMX** _____ pag. 136
DMX INTERFACE

○ _____ **UNITA' DI EMERGENZA LED** _____ pag. 136
LED EMERGENCY UNIT

○ _____ **RGB DRIVERS** _____ pag. 136
RGB DRIVERS

○ _____ **WIRELESS BLUETOOTH DRIVERS** _____ pag. 137
DIMMER PUSH E 27 LED
WIFI SWITCH

Accessori _____ pag. 138
Accessories

○ _____ **ACCESSORI STAR** _____ pag. 138
STAR ACCESSORIES

○ _____ **PROFILI PER STRISCE LED** _____ pag. 141
PROFILES FOR LED STRIPS

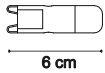
Codici misure speciali _____ pag. 143
Special customized lenght

Codice Articolo Prezzo € IVA esclusa

LAMPADINE BULBS

0092/16

15,50

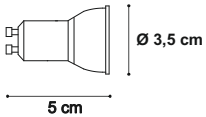


Lampadina 50/60Hz 220-240V 3,5W G9 LED 350lm 3000K

NON dimmerabile - NOT dimmable

0093/19

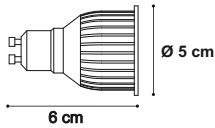
10,00



Lampadina GU10 LED 3W 185lm 3000K

NON dimmerabile - NOT dimmable

0094



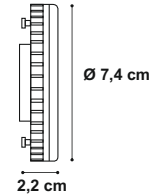
/XW GU10 LED 7W 580lm 2700K 8,00

/WWW GU10 LED 7W 600lm 3000K 8,00

/W GU10 LED 7W 630lm 4000K 8,00

NON dimmerabile - NOT dimmable

0103



/XW GX53 LED 8W 650lm 2700K 25,50

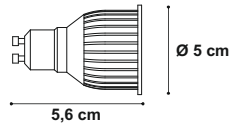
Dimmerabile - Dimmable

/WWW GX53 LED 8W 680lm 3000K 19,50

/W GX53 LED 8W 700lm 4000K 18,00

NON dimmerabile - NOT dimmable

0104



/XW GU10 LED 7W 510lm 2700K 10,50

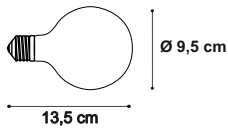
/WWW GU10 LED 7W 530lm 3000K 10,50

/W GU10 LED 7W 550lm 4000K 10,50

Dimmerabile - Dimmable

0102/MINI

57 14,00

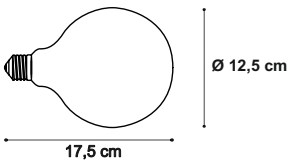


Lampadina **GLOBO** LED 7,5W E27 806lm 2700K

Dimmerabile - Dimmable

0102

57 30,00

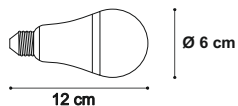


Lampadina **GLOBO** LED 7,5W E27 806lm 2700K

Dimmerabile - Dimmable

0105/12

8,50



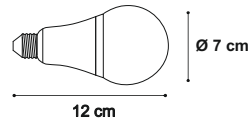
Lampadina LED 12W E27 1055lm 3000K

NON dimmerabile - NOT dimmable

Codice Articolo Prezzo € IVA esclusa

0105/15

9,00

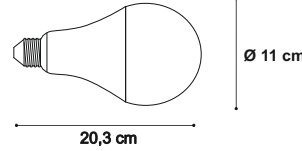


Lampadina LED 15W E27 1521lm 3000K

NON dimmerabile - NOT dimmable

0105/30

24,00

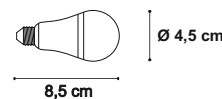


Lampadina LED 30W E27 3000lm 3000K

NON dimmerabile - NOT dimmable

0105/MINI

8,50



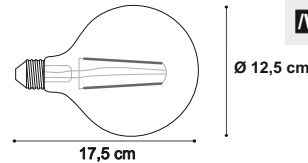
Lampadina LED 6W E14 600lm 3000K

NON dimmerabile - NOT dimmable

0106/TR

/XW LED 11W E27 1521lm 2700K 21,50

/W LED 11W E29 1521lm 4000K 21,50

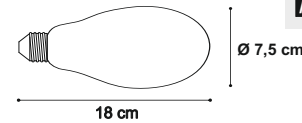


NON dimmerabile - NOT dimmable

0106/PW

/WWW E27 LED 18W 3000lm 3000K 67,50

/W E27 LED 18W 3000lm 4000K 68,00

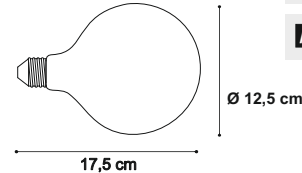


NON dimmerabile - NOT dimmable

0106/ML

/XW E27 LED 11W 1521lm 2700K 67,50

/W E27 LED 11W 1521lm 4000K 67,50

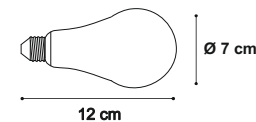


NON dimmerabile - NOT dimmable

0109/8

/XW E27 LED 8W 1055lm 2700K 14,00

/W E27 LED 8W 1055lm 4000K 14,00

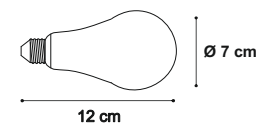


NON dimmerabile - NOT dimmable

0109/12

/XW E27 LED 12W 1800lm 2700K 20,50

/W E27 LED 12W 1800lm 4000K 20,50

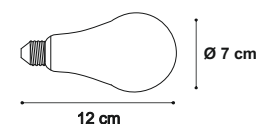


NON dimmerabile - NOT dimmable

0109/15

/XW E27 LED 15W 2200lm 2700K 26,00

/W E27 LED 15W 2200lm 4000K 26,00

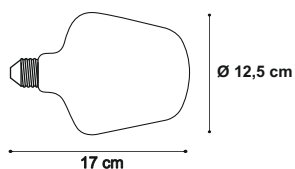


NON dimmerabile - NOT dimmable

Codice Articolo Prezzo € IVA esclusa

01LP1 E27 LED 6W 540lm 2700K 75,00

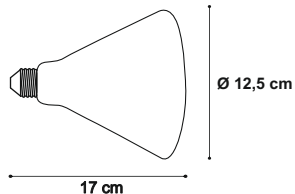
Porcellana - Porcelain



Dimmerabile - Dimmable

01LP2 E27 LED 6W 540lm 2700K 88,50

Porcellana - Porcelain



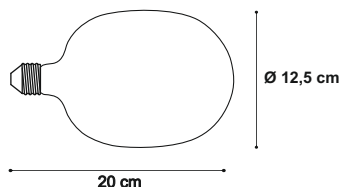
Dimmerabile - Dimmable

01LP3

***Eliminato Deleted**

01LP4 E27 LED 6W 540lm 2700K 75,00

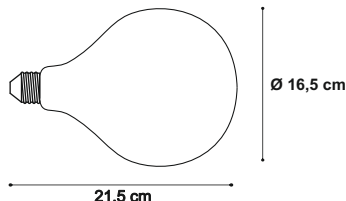
Porcellana - Porcelain



Dimmerabile - Dimmable

01LP5 E27 LED 6W 540lm 2700K 87,00

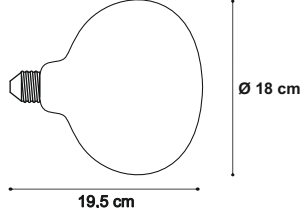
Porcellana - Porcelain



Dimmerabile - Dimmable

01LP6 E27 LED 6W 540lm 2700K 98,00

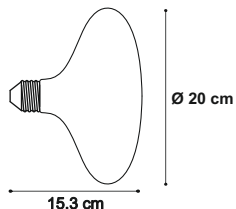
Porcellana - Porcelain



Dimmerabile - Dimmable

01LP7 E27 LED 6W 540lm 2700K 121,50

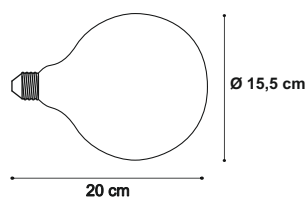
Porcellana - Porcelain



Dimmerabile - Dimmable

01LP8 E27 LED 6W 540lm 2700K 76,00

Porcellana - Porcelain

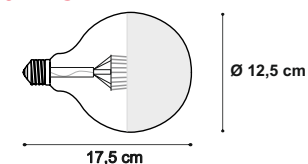


Dimmerabile - Dimmable

Codice Articolo Prezzo € IVA esclusa

01LC1 E27 LED 7W 806lm 2700K 31,50

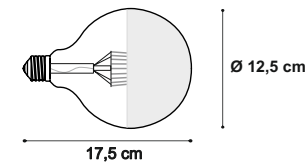
Argento - Silver



Lampadina GLOBO Dimmerabile - Dimmable

01LC2 E27 LED 7W 806lm 2700K 31,00

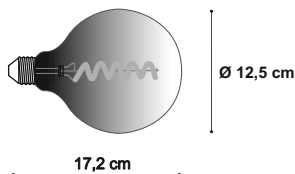
Rame - Copper



Lampadina GLOBO Dimmerabile - Dimmable

01LC01 E27 LED 4W 150lm 2700K 44,50

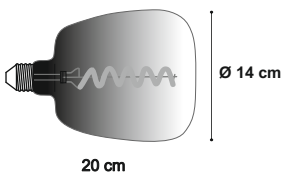
Nero sfumato a trasparente
Black gradient to transparent



Dimmerabile - Dimmable

01LC02 E27 LED 4W 150lm 2700K 64,50

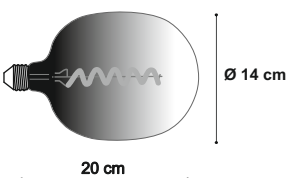
Nero sfumato a trasparente
Black gradient to transparent



Dimmerabile - Dimmable

01LC03 E27 LED 4W 150lm 2700K 89,00

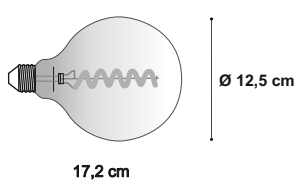
Nero sfumato a trasparente
Black gradient to transparent



Dimmerabile - Dimmable

01LC04 E27 LED 4W 150lm 2700K 41,00

Blu sfumato al rosa
Blue gradient to pink

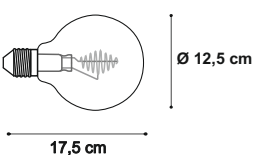


Dimmerabile - Dimmable

01LC05 ***Eliminato Deleted**

01LS1 E27 LED 4,5W 430lm 2700K 37,50

Vetro trasparente - Clear glass



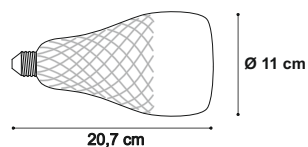
Dimmerabile - Dimmable

Codice Articolo Prezzo €
IVA esclusa

01LCR1

69,00

Lampadina LED E27 6W 600lm 2700K

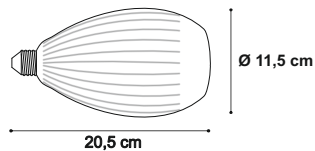


Dimmerabile - Dimmable

01LCR2

70,00

Lampadina LED E27 6W 600lm 2700K

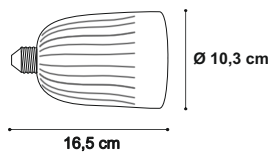


Dimmerabile - Dimmable

01LCR3

69,00

Lampadina LED E27 6W 600lm 2700K

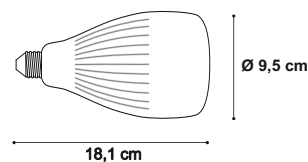


Dimmerabile - Dimmable

01LCR4

69,00

Lampadina LED E27 6W 600lm 2700K



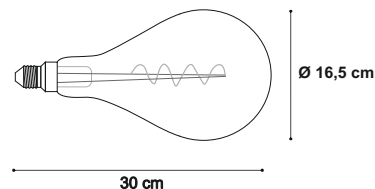
Dimmerabile - Dimmable

Codice Articolo Prezzo €
IVA esclusa

1600

RETRO' **70** 99,50

5W E27 LED 250lm 2000K DIM



FUME' **71** 104,50

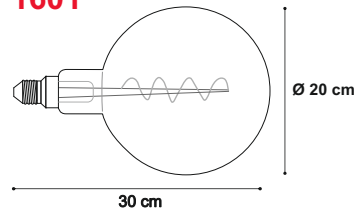
5W E27 LED 150lm 2000K DIM

Dimmerabile - Dimmable

1601

RETRO' **70** 99,50

5W E27 LED 250lm 2000K DIM



FUME' **71** 104,50

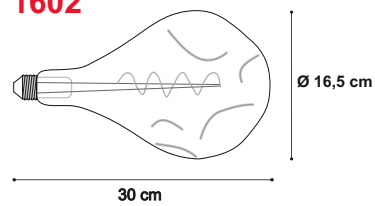
5W E27 LED 150lm 2000K DIM

Dimmerabile - Dimmable

1602

RETRO' **70** 105,00

5W E27 LED 250lm 2000K DIM



FUME' **71** 110,50

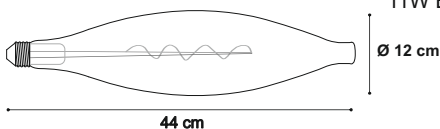
5W E27 LED 150lm 2000K DIM

Dimmerabile - Dimmable

1603

RETRO' **70** 105,50

11W E27 LED 1000lm 2000K DIM

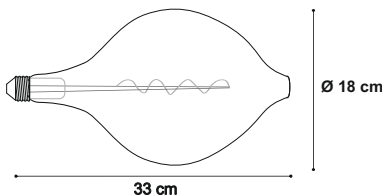


Dimmerabile - Dimmable

1604

RETRO' **70** 100,00

11W E27 LED 1000lm 2000K DIM

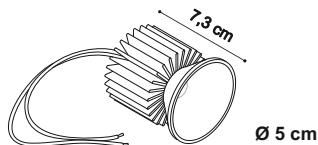


Dimmerabile - Dimmable

Codice Articolo Prezzo € IVA esclusa

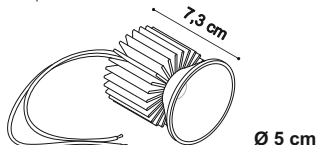
MODULI COB LED / POWER LED
COB LED / POWER LED MODULE

0107/XW /24 44,00
COB LED /40 44,00
6,1W 17,3V 350mA 896lm 2700K /60 44,00
/ST 44,00



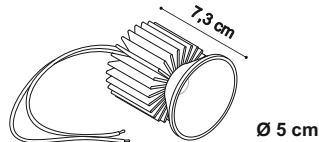
CRI>90 su richiesta
CRI>90 on request III

0107/WW /24 44,00
COB LED /40 44,00
6,1W 17,3V 350mA 939lm 3000K /60 44,00
/ST 44,00



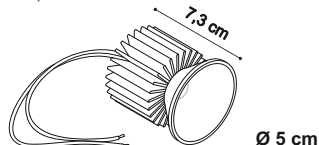
CRI>90 su richiesta
CRI>90 on request III

0107/W /24 44,00
COB LED /40 44,00
6,1W 17,3V 350mA 975lm 4000K /60 44,00
/ST 44,00



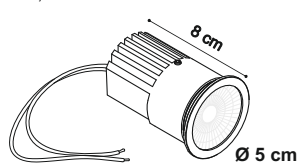
CRI>90 su richiesta
CRI>90 on request III

0107/CW /24 44,00
COB LED /40 44,00
6,1W 17,3V 350mA 1066lm 5000K /60 44,00
/ST 44,00



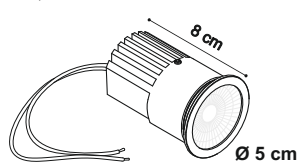
CRI>90 su richiesta
CRI>90 on request III

0108/XW/IP /24 75,00
COB LED /38 75,00
8,9W 17,8V 500mA 1244lm 2700K /58 75,00



CRI>90 su richiesta IP 65 III
CRI>90 on request

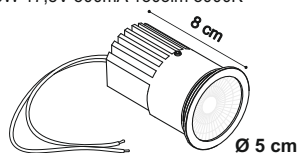
0108/W/IP /24 76,00
COB LED /38 76,00
8,9W 17,8V 500mA 1353lm 4000K /58 76,00



CRI>90 su richiesta
CRI>90 on request

IP 65 III

0108/WW/IP /24 76,00
COB LED /38 76,00
8,9W 17,8V 500mA 1303lm 3000K /58 76,00

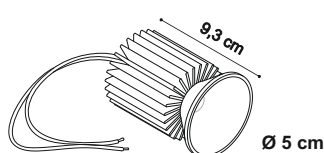


CRI>90 su richiesta
CRI>90 on request

IP 65 III

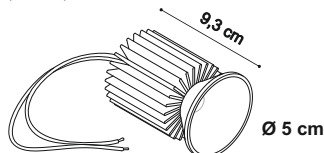
Codice Articolo Prezzo € IVA esclusa

0108/XW /24 46,50
COB LED /40 46,50
8,9W 17,8V 500mA 1244lm 2700K /60 46,50
/ST 46,50



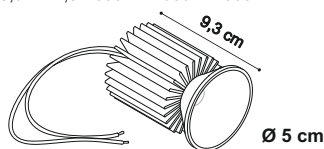
CRI>90 su richiesta
CRI>90 on request III

0108/WW /24 46,50
COB LED /40 46,50
8,9W 17,8V 500mA 1303lm 3000K /60 46,50
/ST 46,50



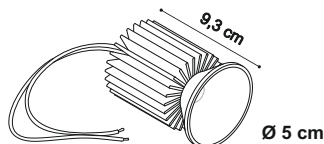
CRI>90 su richiesta
CRI>90 on request III

0108/W /24 46,50
COB LED /40 46,50
8,9W 17,8V 500mA 1353lm 4000K /60 46,50
/ST 46,50



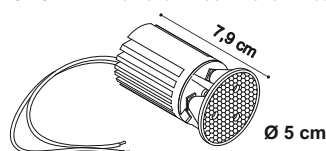
CRI>90 su richiesta
CRI>90 on request III

0108/CW /24 46,50
COB LED /40 46,50
8,9W 17,8V 500mA 1480lm 5000K /60 46,50
/ST 46,50



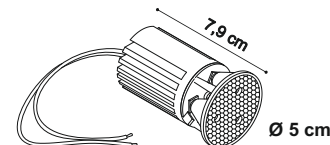
CRI>90 su richiesta
CRI>90 on request III

0121 80,50
Power LED max 3x3W 700mA 846lm 4000K



III

0123 80,50
Power LED max 3x3W 700mA 804lm 3000K



III

Codice Articolo Prezzo € IVA esclusa

LED DRIVERS in corrente continua
LED DRIVERS constant current

0125
LED driver
IN: 100 - 240V
OUT: 350 mA
1-6 Power LED 1W
1 COB LED - art. 0107

29,00



6 x 3,5 x 2 cm 4 cm **SELV**

0125/250
LED driver
IN: 100 - 240V
OUT: 250 mA

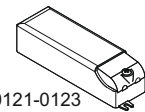
29,00



6 x 3,5 x 2 cm 4 cm **SELV**

0126
LED driver
IN: 110 - 240V
OUT: 700 mA
1-6 Power LED 3W
1-2 Power LED 3x3W - art. 0121-0123

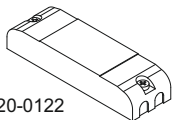
39,50



11,2 x 3,9 x 2,8 cm 4,8 cm **SELV** **CLASS 2**

0127
LED driver
IN: 100 - 240V
OUT: 500 mA
1-6 Power LED 2W
1-6 Power LED 2W - art. 0120-0122
1 COB LED - art. 0108

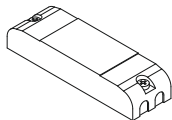
38,00



11,6 x 3,4 x 2 cm 4 cm **SELV** **CLASS 2**

0128
Multipower LED driver
IN: 100 - 240V
OUT: 350 mA
1-10 Power LED 1W
1-2 COB LED - art. 0107

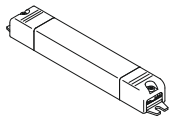
35,50



11,6 x 3,4 x 2 cm 4 cm **SELV** **CLASS 2**

0136/15
LED driver
IN: 100 - 240V
OUT: 350 mA
1-10 Power LED 1W
1-2 COB LED - art. 0107

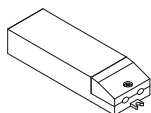
41,50



15,8 x 2,2 x 2 cm 3,2 cm **SELV**

0147/COB
LED driver
IN: 220 - 240V
OUT: 500 mA
1-2 COB LED - art. 0108

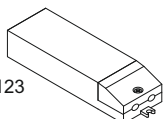
31,00



12,5 x 3,8 x 2,4 cm 4,2 cm **SELV**

0148/COB
LED driver
IN: 220 - 240V
OUT: 700 mA
1-3 Power LED - art. 0121-0123

41,50

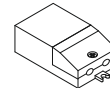


12,5 x 3,8 x 2,4 cm 4,2 cm **SELV**

Codice Articolo Prezzo € IVA esclusa

0149/COB
LED driver
IN: 220 - 240V
OUT: 500 mA
1 COB LED - art. 0108

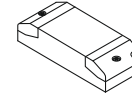
32,50



7,6 x 3,9 x 2,2 cm 4,2 cm **SELV**

0151/150
LED driver
IN: 220 - 240V
OUT: 150 mA

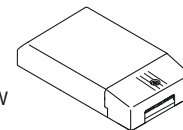
26,50



7,8 x 3,2 x 2,2 cm 3,7 cm **SELV**

0169/50
Multipower LED driver
IN: 220 - 240V
OUT: 350mA
min. 4 max 22 Power LED 1W
1-3 COB LED - art. 0107

52,00



IN: 220 - 240V
OUT: 500mA
min. 4 max 15 Power LED 2W
min. 4 max 15 Power LED - art. 0120-0122
1-3 COB LED - art. 0108

IN: 220 - 240V
OUT: 700mA
min. 2 max 5 Power LED 3x3W - art. 0121-0123

13 x 7,5 x 3 cm 8,5 cm **SELV**

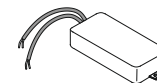
0171/COB
Multipower COB LED driver

***Eliminato Deleted**

IP LED DRIVERS in corrente continua
IP LED DRIVERS constant current

0031/IP
LED driver
IN: 220 - 240V
OUT: 350 mA
1-12 Power LED 1W
1-2 COB LED - art. 0107

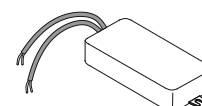
51,00



3,9 x 8 x 2 cm 4,2 cm **SELV** **IP67**

0143/IP
LED driver
IN: 220 - 240V
OUT: 500 mA
1-8 Power LED 1W
1 COB LED - art. 0108

51,00



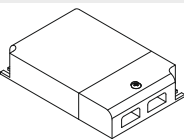
8,2 x 3,9 x 2 cm 4,5 cm **SELV** **IP 65**

Codice Articolo Prezzo € IVA esclusa

DRIVERS DIMMERABILI in corrente continua
DIMMABLE LED DRIVERS constant current

0129 Dimmer LED 71,50
Multipower dimmable driver

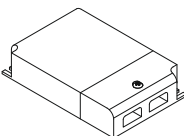
IN: 110 - 240V
OUT: 350 mA, 4-15 Power LED, 1-2 COB LED (art. 0107)
500 mA, 1-14 Power LED, 1-2 COB LED (art. 0108)
700 mA, 1-13 Power LED



10,5 x 7 x 2,2 cm 7,2 cm

0129/DALI Dimmer LED 109,00
Multipower dimmable driver

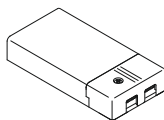
IN: 110 - 240V
OUT: 350 mA, 2-12 Power LED, 1-2 COB LED (art. 0107)
500 mA, 2-12 Power LED, 1-2 COB LED (art. 0108)
700 mA, 2-12 Power LED
12V DC - **10W**
24V DC - **20W**



10,5 x 7 x 2,2 cm 7,2 cm

0141/DALI LED driver 83,00

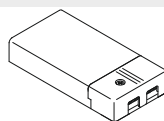
IN: 110 - 240V
OUT: 350 mA, 1-12 Power LED, 1-2 COB LED (art. 0107)
500 mA, 1-11 Power LED, 1-2 COB LED (art. 0108)
700 mA, 1-8 Power LED



11,1 x 5,2 x 2,5 cm 5,5 cm

0141/DIM LED driver 70,50

IN: 110 - 240V
OUT: 350 mA, 1-12 Power LED, 1-2 COB LED (art. 0107)
500 mA, 1-11 Power LED, 1-2 COB LED (art. 0108)
700 mA, 1-8 Power LED

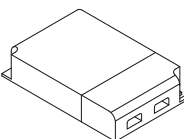


Versione PUSH non sincronizzabile - PUSH version not synchronizable

11,1 x 5,2 x 2,5 cm 5,5 cm

0145 Dimmer LED Maxi 123,00
Multipower dimmable driver

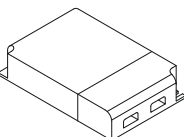
IN: 110 - 240V
OUT: 350 mA, 1- 21 power LED, 1-3 COB LED (art. 0107)
500 mA, 1-21 power LED, 1-3 COB LED (art. 0108)
700 mA, 1-21 power LED



12,3 x 8 x 2,2 cm 8,4 cm

0145/DALI Dimmer LED Maxi 148,50
Multipower dimmable driver

IN: 110 - 240V
OUT: 350 mA, 1- 21 power LED, 1-3 COB LED (art. 0107)
500 mA, 1-21 power LED, 1-3 COB LED (art. 0108)
700 mA, 1-21 power LED



12,3 x 8 x 2,2 cm 8,4 cm

0133 6,00

Cavo di sincronizzazione per dimmer LED
Synchronization cable for dimmer LED
(art. 0129 - art. 0129/DALI - art. 0145 - art. 0145/DALI)

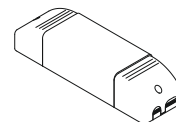


L 150 cm

Codice Articolo Prezzo € IVA esclusa

0726/DIM 88,00

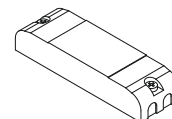
LED dimmer
TAGLIO DI FASE (IGBT-TRIAC, TRAILING EDGE-LEADING EDGE)
PHASE CUT-OFF (IGBT-TRIAC, TRAILING EDGE-LEADING EDGE)
IN: 220 - 240V
OUT: 24V - 20W
350 mA, 1-12 Power LED, 1-2 COB LED (art. 0107)
500 mA, 1-12 Power LED, 1-2 COB LED (art. 0108)
700 mA, 1-9 Power LED



16,5 x 4,5 x 3,5 cm 5,6 cm

0732/DALI Dimmer LED 63,00
Multipower dimmable driver

IN: 110 - 240V
OUT: 350 mA, 1-2 COB LED (art. 0107)
500 mA, 1 COB LED (art. 0108)

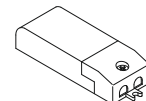


13,8 x 4 x 2,8 cm 4,5 cm

0733/DIM LED dimmer 38,50

Alimentatori elettronici dimmerabili (IGBT-TRIAC) in corrente continua
Direct current dimmable (TRAILING EDGE-LEADING EDGE) electronic drivers

IN: 220 - 240V
OUT: 350 mA, 1 COB LED (art. 0107)

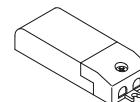


8,7 x 3,8 x 2,1 cm 4,2 cm

0734/DIM LED dimmer 38,50

Alimentatori elettronici dimmerabili (IGBT-TRIAC) in corrente continua
Direct current dimmable (TRAILING EDGE-LEADING EDGE) electronic drivers

IN: 220 - 240V
OUT: 500 mA, 1 COB LED (art. 0108)



8,7 x 3,8 x 2,1 cm 4,2 cm

DISPOSITIVO DI PROTEZIONE
SURGE PROTECTIVE DEVICE

0727/SPD 31,50

Surge Protective Device

Dispositivo di protezione contro sovratensioni superiori a 1Kv. Fissaggio su guida DIN
Surge Protective Device from overvoltages up to 1Kv. Fixation on DIN installation rail

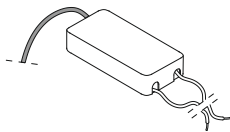
Art. 4052 - 4542 - 4543 - 4544 - 4545 - 4546 - 4548 - 4549 - 4550 - 4553 - 4571 - 4572
5518 - 5519 - 5520 - 5521 - 5522 - 5525 - 5526 - 5527 - 5528 - 5530 - 5531
5532 - 5533 - 5538 - 5539 - 5595 - 5596 - 5598

Codice Articolo Prezzo € IVA esclusa

DRIVERS a tensione costante
DRIVERS constant voltage

0130 39,50

LED driver
IN: 220 - 240V
OUT: 8V 1-40 Lucciola

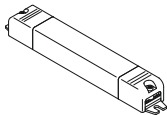


7,8 x 3,6 x 1,8 cm 4,5 cm



0155 40,50

LED driver
IN: 100 - 240V
OUT: 24V - 13W

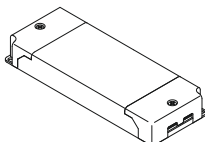


15,8 x 2,2 x 2 cm 3,2 cm

SELV

0156 41,50

LED driver
IN: 100 - 240V
OUT: 24V - 25W

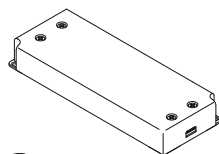


14,5 x 5,5 x 2 cm 6 cm

SELV

0157 88,50

LED driver
IN: 220 - 240V
OUT: 24V - 75W

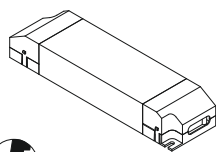


18,4 x 6,1 x 2,9 cm 7 cm

SELV

0157/48 96,50

LED driver
IN: 220 - 240V
OUT: 48V - 70W

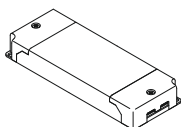


22,5 x 6 x 3,6 cm 7 cm

SELV

0159 44,50

LED driver
IN: 100 - 240V
OUT: 12V - 25W

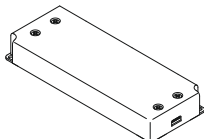


14,5 x 5,5 x 2 cm 6 cm

SELV

0160 77,50

LED driver
IN: 220 - 240V
OUT: 24V - 60W



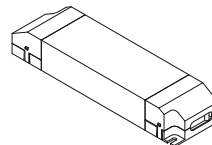
11,8 x 7,5 x 2,2 cm 8 cm

SELV

Codice Articolo Prezzo € IVA esclusa

0160/48 93,00

LED driver
IN: 220 - 240V
OUT: 48V - 50W

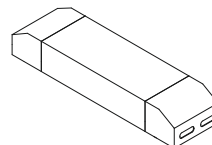


22,5 x 6 x 3,6 cm 7 cm

SELV

0161/100 98,00

LED driver
IN: 220 - 240V
OUT: 24V - 100W

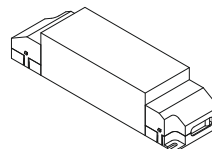


21 x 7,5 x 3,5 cm 8 cm

SELV

0162 107,50

LED driver
IN: 220 - 240V
OUT: 24V - 150W

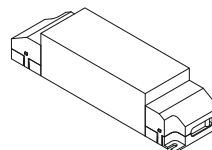


24 x 6 x 5 cm 8 cm

SELV

0162/48 145,50

LED driver
IN: 220 - 240V
OUT: 48V - 150W

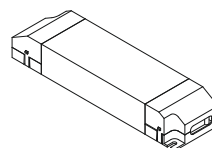


24 x 6 x 5 cm 8 cm

SELV

0173 102,50

LED driver
IN: 220 - 240V
OUT: 12V - 50W



22,5 x 6 x 3,6 cm 7 cm

SELV

0182 *Eliminato Deleted

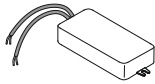
LED driver
IN: 220 - 240V
OUT: 24V - 180W

Codice Articolo Prezzo € IVA esclusa

DRIVERS IP a tensione costante
IP DRIVERS constant voltage

0033/IP 53,00

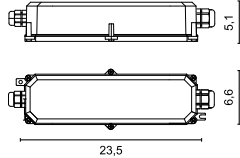
LED driver
IN: 220 - 240V
OUT: 24V - 14,4W



3,9 x 8 x 2 cm 4,2 cm **SELV IP67**

0034/IP 166,00

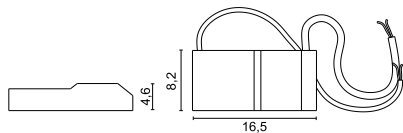
LED driver
IN: 220 - 240V
OUT: 24V - 70W



SELV IP67

0035/IP 135,00

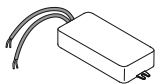
LED driver
IN: 220 - 240V
OUT: 24V - 160W



9,6 cm **SELV IP65**

0036/IP 47,50

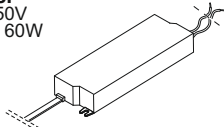
LED driver
IN: 220 - 240V
OUT: 12V - 14,4W



3,9 x 8 x 2 cm 4,2 cm **SELV IP67**

0037/IP 43,00

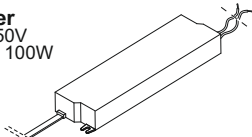
LED driver
IN: 230 - 250V
OUT: 24V - 60W



13,8 x 4 x 2,2 cm 4,5 cm **SELV IP65**

0038/IP 97,50

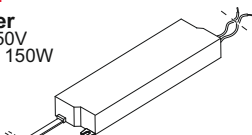
LED driver
IN: 230 - 250V
OUT: 24V - 100W



17,5 x 5 x 3,1 cm 5,8 cm **SELV IP65**

0039/IP 99,00

LED driver
IN: 230 - 250V
OUT: 24V - 150W




17,5 x 5 x 3,1 cm 5,8 cm **SELV IP65**

Codice Articolo Prezzo € IVA esclusa

DIMMER a tensione costante
DIMMER constant voltage

0110/DIM 121,00

LED dimmer
IN: 12/24/48V max 12A
OUT: 12/24/48V



16,4 x 3,8 x 2,5 cm 4,4 cm **1...10V**

0110/DIM/MINI 70,00

LED dimmer
IN: 12/24/48V
OUT: 12/24/48V 6A

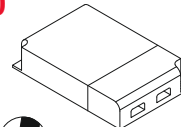


13,2 x 2,2 x 1,9 cm 2,8 cm **1...10V**

DRIVERS DIMMERABILI a tensione costante
DIMMABLE LED DRIVERS constant voltage

0717/DIM60 109,00

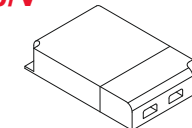
LED dimmer
IN: 220 - 240V
OUT: 24V - 60W



12 x 7,6 x 2,2 cm 8 cm **SELV**

0717/DIM60/V 80,50

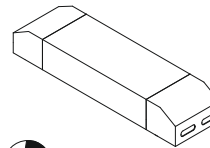
LED dimmer
IN: 220 - 240V
OUT: 24V - 60W



12 x 7,6 x 2,2 cm 8 cm **SELV** **1...10V**

0717/DIM100 130,00

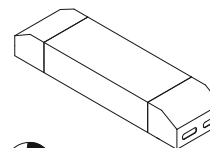
LED dimmer
IN: 220 - 240V
OUT: 24V - 100W



21 x 7,5 x 3,5 cm 8,2 cm **SELV** **1...10V**

0717/DIM150 157,00

LED dimmer
IN: 220 - 240V
OUT: 24V - 150W



21 x 7,5 x 3,5 cm 8,2 cm **SELV** **1...10V**

0727/DIM 90,00

LED dimmer
TAGLIO DI FASE (TRIAC, TRAILING EDGE-LEADING EDGE)
PHASE CUT-OFF (TRIAC, TRAILING EDGE-LEADING EDGE)

IN: 220 - 240V
OUT: 24V - 45W

18 x 6 x 3,5 cm 8,2 cm **SELV TRIAC**

0728/DIM 141,00

LED dimmer
TAGLIO DI FASE (TRIAC, TRAILING EDGE-LEADING EDGE)
PHASE CUT-OFF (TRIAC, TRAILING EDGE-LEADING EDGE)

IN: 220 - 240V
OUT: 24V - 75W

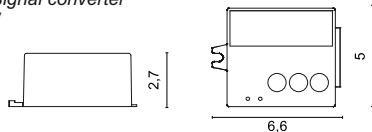
18 x 6 x 3,5 cm 8,2 cm **SELV TRIAC**

Codice Articolo Prezzo € IVA esclusa

INTERFACCIA DMX DMX INTERFACE

0729/DMX 160,00

Signal converter
Convertitore di segnale DMX - PWM
DMX - PWM Signal converter
IN: 100 - 240V



art. 0164 - 0167

0166 12,00

Cavo di sincronizzazione
Synchronization cable



Lunghezza: 200 cm

art. 0164 - 0167 - 0729/DMX

CONVERTITORE TENSIONE - CORRENTE PER COB LED VOLTAGE - CURRENT CONVERTER FOR COB LED

0226 23,50

Convertitore tensione - corrente
Voltage - current converter

IN: 24V
OUT: 350mA

art. 0107- 0108

0227 23,50

Convertitore tensione - corrente
Voltage - current converter

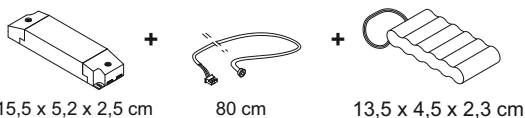
IN: 24V
OUT: 500mA

art. 0107- 0108

UNITA' DI EMERGENZA LED LED EMERGENCY UNIT

0115/EM 143,50

LED Emergency Unit
Kit Inverter + Battery + LED indicator



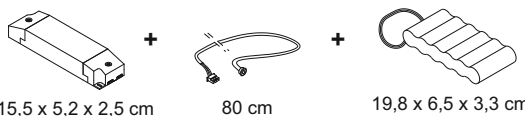
15,5 x 5,2 x 2,5 cm

80 cm

13,5 x 4,5 x 2,3 cm

0115/EM/3 178,00

LED Emergency Unit
Kit Inverter + Battery + LED indicator 3h



15,5 x 5,2 x 2,5 cm

80 cm

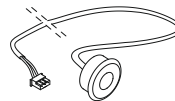
19,8 x 6,5 x 3,3 cm

Codice Articolo Prezzo € IVA esclusa

RGB DRIVERS RGB DRIVERS

0163 36,50

IR Sensor

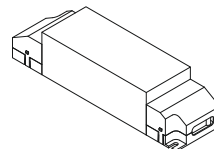


Ø 3 x 200 cm 2,5 cm

art. 0164 - 0167

0164 268,50

Driver RGB 120W
IN: 220V - 240V
OUT: 3x24V

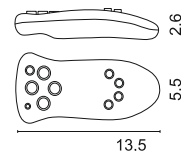


24 x 6 x 5 cm 8 cm

PUSH **REMOTE**

0165 58,50

IR Remote controller



0166 12,00

Cavo di sincronizzazione
Synchronization cable

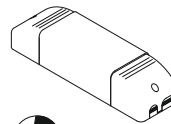


Lunghezza: 200 cm

art. 0164 - 0167 - 0729/DMX

0167 72,00

Driver RGB 22W
IN: 220 - 240V
OUT: 3x24V

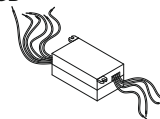


16,5 x 4,5 x 3,5 cm 5,6 cm

PUSH **REMOTE**

0168 68,50

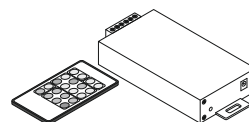
RGB Converter
IN: 3x24V
OUT: 3x250 mA 1-5 RGB



5,2 x 3,1 x 2,2 cm

0152 83,00

KIT lucciola RGB
KIT Centralina RGB + telecomando con pila
KIT RGB control unit + remote control with battery



Centraline RGB non sincronizzabili tra loro
RGB controller cannot be synchronized with each other

10,4 x 6,5 x 2,4 cm

Codice
Articolo

Prezzo €
IVA esclusa

WIRELESS BLUETOOTH DRIVERS



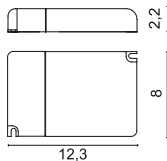
0145/CASA

169,00

IN: 220-240V
OUT: max 60W

Alimentatori multipotenza in corrente continua regolabili wireless

Direct current dimmable wireless multipower drivers



8,4 cm **CASAMBI** SELV 60V

0164/CASA

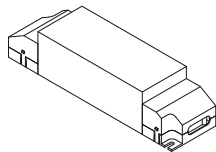
232,00

Driver RGB 120W

IN: 220-240V
OUT: 3x24V

Alimentatori multipotenza in corrente continua regolabili wireless

Direct current dimmable wireless multipower drivers



24 x 6 x 5 cm 8 cm

CASAMBI

0718/CASA

IN: 220-240V
OUT: max 38W

***Eliminato**
Deleted

WIFI SWITCH

0070/WIFI

IN: 100-240V 50/60Hz
OUT: max 500W

***Eliminato**
Deleted

Codice
Articolo

Prezzo €
IVA esclusa

DIMMER PUSH E27 LED

0170/PUSH

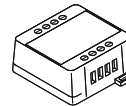
92,00

AC dimmer

IN: 230V ~ 50Hz
Load: max 200W

AC Dimmer da scatola comandabile da pulsante per lampadine LED 2- 200W

AC Dimmer for box for push button 2- 200W LED bulbs



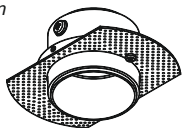
4,5 x 5,8 x 2,5 cm

Codice Articolo Prezzo € IVA esclusa

**ACCESSORI STAR
ACCESSORIES STAR**

0206 **01** 46,00

Cassaforma tonda per installazione in cartongesso a scomparsa
Round wall box for installation in plasterboard false ceiling

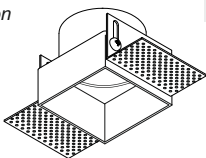


02 46,00

 6,7 cm 6690 Star 1 - 6691 Star 2 - 6692 Star IP - 6693 Star RGB

0207 **01** 67,50

Cassaforma quadrata per installazione in cartongesso a scomparsa
Square wall box for installation in plasterboard false ceiling

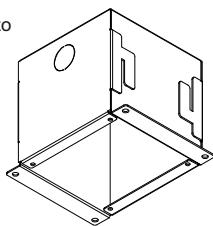


02 67,50

 5,5 cm 6690 Star 1 - 6691 Star 2 - 6692 Star IP - 6693 Star RGB

0223 43,50

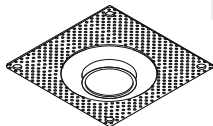
Cassaforma per calcestruzzo
Wallbox for concrete



9,1 x 9,5 x 9 cm Star

0224/C 38,00

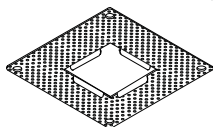
Plaster kit traforato
Perforated plaster kit



9 x 9 cm 6690 Star 1 - 6691 Star 2 - 6692 Star IP - 6693 Star RGB

0224/Q 23,50

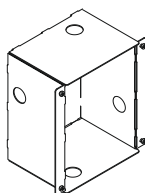
Plaster kit traforato
Perforated plaster kit



9 x 9 cm 6696 Star 3 - 6696 Star 4

0225 27,00

Cassaforma per muratura
Wallbox



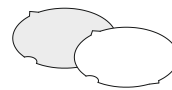
10 x 10,5 x 9,5 cm Star

Codice Articolo Prezzo € IVA esclusa

**ACCESSORI
ACCESSORIES**

0183 **/ST** 4,50

Dischi in metacrilato per il fissaggio del modulo LED
Methacrylate disks for fixing LED module

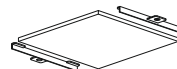


/TR 4,50

art. 6048 - 6318 - 6330 - 6415 - 6447 - 6460

0199 8,50

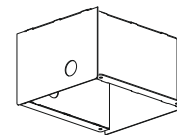
Vetro satinato **extrachiaro** con molle di fissaggio
Clear satin glass with springs



art. 6300 - 6302 - 6301 - 6303 - 6305

0200 19,00

Cassaforma
Metal box

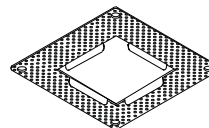


15,5 x 12 x 9 cm art. 6300 - 6301 - 6302 - 6303

0200/S ***Eliminato Deleted**
Kit cassaforma + plaster
Kit Metal box + plaster

0201 18,50

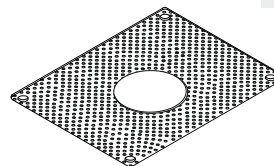
Plaster kit traforato EDY
Perforated plaster kit EDY



15 x 15 x 0,9 cm art. 6300 - 6301 - 6302 - 6303

0203 16,50

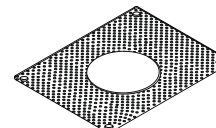
Plaster kit traforato
Perforated plaster kit



15 x 19 cm art. 6330

0221 13,00

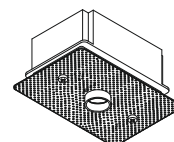
Plaster kit traforato
Perforated plaster kit



12,5 x 9 cm art. 6327 - 6325 - 6698

0212 26,00

Kit: box + plaster traforato
Kit: box + perforated plaster



Ø 2 cm

00 Trasparente - 01 Bianco - 02 Nero - 03 Grigio - 05 Rosso - 06 Verde - 08 Giallo - 09 Arancione - 10 Azzurro - 11 Rosa - 14 Lavagna - 21 Dorato lucido
23 Alluminio satinato - 24 Cromo nero - 25 Dorato satinato - 28 Foglia rame - 29 Foglia oro - 30 Foglia argento - 31 Cromato lucido - 32 Nickel satinato

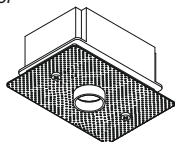
Codice
Articolo

Prezzo €
IVA esclusa

0213

26,00

Kit: box + plaster traforato
Kit: box + perforated plaster

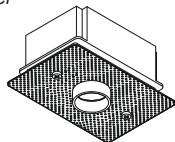


Ø 3 cm

0214

26,50

Kit: box + plaster traforato
Kit: box + perforated plaster



Ø 3,8 cm

0215

3,50

Controcassa in materiale plastico
Plastic Box



Ø 2 cm

0216

4,50

Controcassa in materiale plastico
Plastic Box



Ø 3 cm

0217

4,50

Controcassa in materiale plastico
Plastic Box

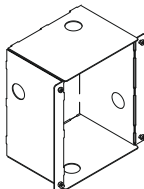


Ø 3,8 cm

0218

20,00

Cassaforma **EDY MINI**
EDY MINI wallbox



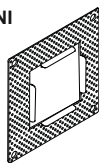
10 x 10,5 x 8,5 cm

art. 6298 - 6299

0219

18,00

Piastra per muratura **EDY MINI**
EDY MINI plaster kit



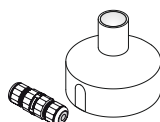
13 x 10 x 0,7 cm

art. 6298 - 6299

0220

25,50

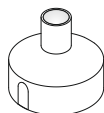
Kit cassaforma drenante + connettore IP
Draining junction box + IP connector



0228

8,00

Cassaforma drenante
Draining junction box



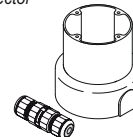
Codice
Articolo

Prezzo €
IVA esclusa

0229

28,00

Kit cassaforma drenante + connettore IP
Draining junction box + IP connector

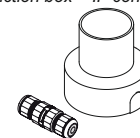


art. 6366 - 6367

0230

27,00

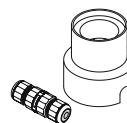
Kit cassaforma drenante **ZEPPELIN MAXI** + connettore IP
ZEPPELIN MAXI draining junction box + IP connector



0231

27,00

Kit cassaforma drenante **TRIS** + connettore IP
TRIS draining junction box + IP connector



0232

10,00

Cassaforma a parete
Wall plastic box

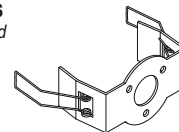


Ø 6 cm

0233

17,00

Molla per cartongesso **TRIS**
TRIS spring for plasterboard



art. 6371

0234

5,00

Controcassa in materiale plastico
Plastic Box



Ø 3 cm

0235

10,50

Plastic box da parete
Wall plastic box

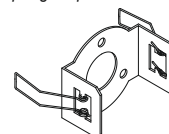


Ø 8 cm

0238

22,00

Molla per cartongesso **ZEPPELIN ORIENTABILE**
ZEPPELIN ORIENTABILE spring for plasterboard

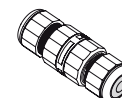


art. 6411

0243

16,00

Connettore IP per cavi Ø ≤ 7.0 mm
IP Connector for cables Ø ≤ 7.0 mm



L 6,8 cm Ø 2,3 cm

Codice
Articolo

Prezzo €
IVA esclusa

Codice
Articolo

Prezzo €
IVA esclusa

0246*

Box + plate con viti d'acciaio
Box + plate with steel screws

***Eliminato**
Deleted

art. 3502

0247

Picchetto per l'installazione temporanea a terreno
Stake for temporary installation on field

32,50



art. 4510 - 4554

0248

Picchetto per l'installazione temporanea a terreno
Stake for temporary installation on field

38,00

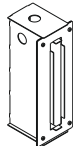


art. 4511 - 4555

0249

Box + plaster **SLOT**

45,50

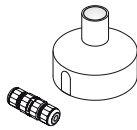


art. 6381

0250

Kit cassaforma drenante + connettore IP
Draining junction box + IP connector

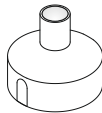
24,00



0251

Cassaforma drenante
Draining junction box

8,00

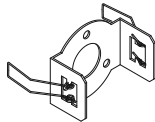


Ø 3,8 cm

0260

Molla per cartongesso **ZEPPELIN MAXI**
ZEPPELIN MAXI spring for plasterboard

17,50

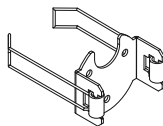


art. 6368 - 6383

0260/C

Molla per cartongesso **ZEPPELIN MAXI COB**
ZEPPELIN MAXICOB spring for plasterboard

20,50



art. 6397

0532

Elemento per decentramento
Displacement component

31

10,00

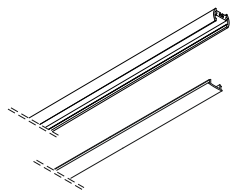


Codice
Articolo

Prezzo €
IVA esclusa

PROFILI per strisce LED PROFILES for LED strips

MAGIKA



0244/100/MAG 32,50

Profilo in alluminio anodizzato - **100 cm** con schermo in policarbonato
Anodized aluminum profile - 100 cm with polycarbonate diffuser

0244/200/MAG 54,50

Profilo in alluminio anodizzato - **200 cm** con schermo in policarbonato
Anodized aluminum profile - 200 cm with polycarbonate diffuser

0244/300/MAG 77,00

Profilo in alluminio anodizzato - **300 cm** con schermo in policarbonato
Anodized aluminum profile - 300 cm with polycarbonate diffuser

0245T/MAG 3,00

2 tappi con supporto per fissaggio orientabili e pressacavo
2 end caps with adjustable support for fixing and cable glands



0244/CLIP 1,00

1 clip per fissaggio
1 clip for fixing



MARGO



0244/100/MAR 33,00

Profilo in alluminio anodizzato - **100 cm** con schermo in policarbonato
Anodized aluminum profile - 100 cm with polycarbonate diffuser

0244/200/MAR 65,00

Profilo in alluminio anodizzato - **200 cm** con schermo in policarbonato
Anodized aluminum profile - 200 cm with polycarbonate diffuser

0244/300/MAR 76,00

Profilo in alluminio anodizzato - **300 cm** con schermo in policarbonato
Anodized aluminum profile - 300 cm with polycarbonate diffuser

0245T/MAR 3,00

2 tappi
2 end caps



0244/CLIP 1,00

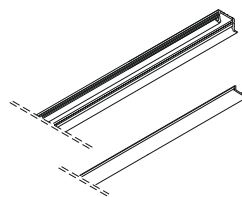
1 clip per fissaggio
1 clip for fixing



Codice
Articolo

Prezzo €
IVA esclusa

INTO



0244/100/INT 31,50

Profilo in alluminio anodizzato - **100 cm** con schermo in policarbonato
Anodized aluminum profile - 100 cm with polycarbonate diffuser

0244/200/INT 51,50

Profilo in alluminio anodizzato - **200 cm** con schermo in policarbonato
Anodized aluminum profile - 200 cm with polycarbonate diffuser

0244/300/INT 96,00

Profilo in alluminio anodizzato - **300 cm** con schermo in policarbonato
Anodized aluminum profile - 300 cm with polycarbonate diffuser

0245T/INT 7,50

2 tappi
2 end caps




0244/CLIP/INT 2,00

1 clip di fissaggio
1 fixing clip

0244/SPR/INT 4,00

1 molla di fissaggio per cartongesso
1 fixing spring for plasterboard

 1,6 x cm

Su misura - Custom size

LANCIA TONDA SYSTEM Composizioni multiple e dimmerabili - Multiple and dimmable installations

LED source 18W/mt CRI>90

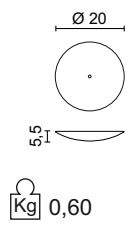
Lunghezza cavo elettrico 250 cm Electric cable length 250 cm

Ø cm	watt	codice code	finiture finishes	2700K Im	Prezzo: Price: €	3000K Im	Prezzo: Price: €	4000K Im	Prezzo: Price: €
50	27	A1566	.01 Bianco - White	/XW 2835	327,50	/WW 3030	327,50	/W 3390	327,50
50	27	A1566	.02 Nero - Black	/XW 2835	327,50	/WW 3030	327,50	/W 3390	327,50
50	27	A1566	.25 Dorato satinato - Satin gold	/XW 2835	413,50	/WW 3030	413,50	/W 3390	413,50
50	27	A1566	.31 Cromato - Chromed	/XW 2835	364,00	/WW 3030	364,00	/W 3390	364,00
50	27	A1566	.85 Verniciato argento - Painted silver	/XW 2835	364,00	/WW 3030	364,00	/W 3390	364,00
50	27	A1566	.86 Verniciato oro - Painted gold	/XW 2835	364,00	/WW 3030	364,00	/W 3390	364,00
50	27	A1566	.87 Verniciato rame - Painted copper	/XW 2835	364,00	/WW 3030	364,00	/W 3390	364,00
50	27	A1566	.88 Verniciato bronzo - Painted bronze	/XW 2835	364,00	/WW 3030	364,00	/W 3390	364,00
70	37,8	A1562	.01 Bianco - White	/XW 3969	379,50	/WW 4242	379,50	/W 4746	379,50
70	37,8	A1562	.02 Nero - Black	/XW 3969	379,50	/WW 4242	379,50	/W 4746	379,50
70	37,8	A1562	.25 Dorato satinato - Satin gold	/XW 3969	518,00	/WW 4242	518,00	/W 4746	518,00
70	37,8	A1562	.31 Cromato - Chromed	/XW 3969	426,50	/WW 4242	426,50	/W 4746	426,50
70	37,8	A1562	.85 Verniciato argento - Painted silver	/XW 3969	405,50	/WW 4242	405,50	/W 4746	405,50
70	37,8	A1562	.86 Verniciato oro - Painted gold	/XW 3969	405,50	/WW 4242	405,50	/W 4746	405,50
70	37,8	A1562	.87 Verniciato rame - Painted copper	/XW 3969	405,50	/WW 4242	405,50	/W 4746	405,50
70	37,8	A1562	.88 Verniciato bronzo - Painted bronze	/XW 3969	405,50	/WW 4242	405,50	/W 4746	405,50
100	54	A1563	.01 Bianco - White	/XW 5670	487,50	/WW 6060	487,50	/W 6780	487,50
100	54	A1563	.02 Nero - Black	/XW 5670	487,50	/WW 6060	487,50	/W 6780	487,50
100	54	A1563	.85 Verniciato argento - Painted silver	/XW 5670	570,00	/WW 6060	570,00	/W 6780	570,00
100	54	A1563	.86 Verniciato oro - Painted gold	/XW 5670	570,00	/WW 6060	570,00	/W 6780	570,00
100	54	A1563	.87 Verniciato rame - Painted copper	/XW 5670	570,00	/WW 6060	570,00	/W 6780	570,00
100	54	A1563	.88 Verniciato bronzo - Painted bronze	/XW 5670	570,00	/WW 6060	570,00	/W 6780	570,00
150	81	A1564	.01 Bianco - White	/XW 8505	653,00	/WW 9090	653,00	/W 10170	653,00
150	81	A1564	.02 Nero - Black	/XW 8505	653,00	/WW 9090	653,00	/W 10170	653,00
150	81	A1564	.85 Verniciato argento - Painted silver	/XW 8505	754,00	/WW 9090	754,00	/W 10170	754,00
150	81	A1564	.86 Verniciato oro - Painted gold	/XW 8505	754,00	/WW 9090	754,00	/W 10170	754,00
150	81	A1564	.87 Verniciato rame - Painted copper	/XW 8505	754,00	/WW 9090	754,00	/W 10170	754,00
150	81	A1564	.88 Verniciato bronzo - Painted bronze	/XW 8505	754,00	/WW 9090	754,00	/W 10170	754,00

Rosone completo di driver e kit di fissaggio lampada da ordinare separatamente
Ceiling rose complete with driver/lamp fixing kit to be ordered separately



Rosoni - Ceiling roses

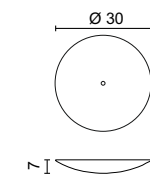


Rosone completo di driver 60W Ceiling rose with driver 60W

Model	Watt	Finish	Price
0990/60	60W	.01 Bianco - White	171,50
0990/60	60W	.02 Nero - Black	171,50
0990/60	60W	.85 Verniciato argento - Painted silver	187,00
0990/60	60W	.86 Verniciato oro - Painted gold	187,00
0990/60	60W	.87 Verniciato rame - Painted copper	187,00
0990/60	60W	.88 Verniciato bronzo - Painted bronze	187,00

Rosone completo di driver 60W DIMMERABILE Ceiling rose with driver 60W DIMMABLE

Control	Price	Control	Price
PUSH	208,00	ball	210,50
1...10V	208,00	/D	210,50
/V	229,00	/D	223,50
/V	229,00	/D	223,50
/V	229,00	/D	223,50
/V	229,00	/D	223,50

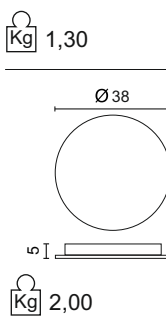


Rosone completo di driver 100W Ceiling rose with driver 100W

Model	Watt	Finish	Price
0990/100	100W	.01 Bianco - White	236,00
0990/100	100W	.02 Nero - Black	236,00
0990/100	100W	.85 Verniciato argento - Painted silver	249,50
0990/100	100W	.86 Verniciato oro - Painted gold	249,50
0990/100	100W	.87 Verniciato rame - Painted copper	249,50
0990/100	100W	.88 Verniciato bronzo - Painted bronze	249,50

Rosone completo di driver 100W DIMMERABILE Ceiling rose with driver 100W DIMMABLE

Control	Price	Control	Price
PUSH	267,00	ball	267,00
1...10V	267,00	/D	267,00
/V	281,00	/D	281,00
/V	281,00	/D	281,00
/V	281,00	/D	281,00
/V	281,00	/D	281,00



Rosone completo di driver 200W (2x100W) Ceiling rose with driver 200W (2x100W)

Model	Watt	Finish	Price
0990/200	200W	.01 Bianco - White	426,50
0990/200	200W	.02 Nero - Black	426,50
0990/200	200W	.85 Verniciato argento - Painted silver	463,00
0990/200	200W	.86 Verniciato oro - Painted gold	463,00
0990/200	200W	.87 Verniciato rame - Painted copper	463,00
0990/200	200W	.88 Verniciato bronzo - Painted bronze	463,00

Rosone completo di driver 200W (2x100W) DIMMERABILE Ceiling rose with driver 200W (2x100W) DIMMABLE

Control	Price	Control	Price
PUSH	504,50	ball	504,50
1...10V	504,50	/D	504,50
/V	546,00	/D	546,00
/V	546,00	/D	546,00
/V	546,00	/D	546,00
/V	546,00	/D	546,00

LANCIA TONDA SYSTEM

LED source 18W/mt CRI>90

Lunghezza cavo elettrico 250 cm *Electric cable length 250 cm*

Composizioni multiple - *Multiple installations*

Kit fissaggio singola lampada - *Single lamp cable kit*

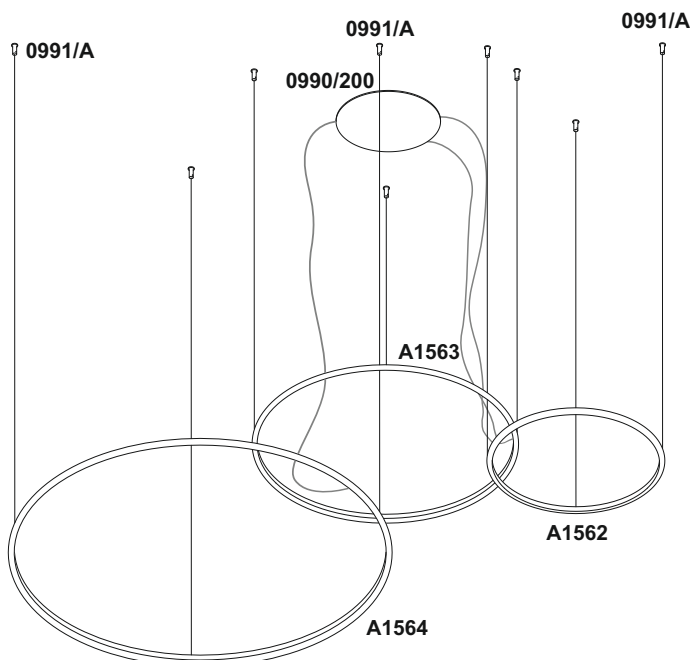
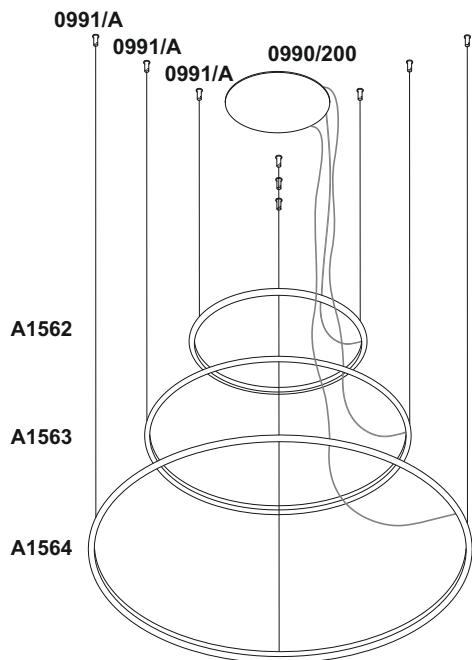


0991/A

3 Cavi acciaio 2 mt
3 Decentratori fissaggio cavo.
3 Clip reggi lampada

3 *Steel cables 2 mt*
3 *Element for cable fixing*
3 *Suspension clips*

31,00



Esempio di installazione multipla - *Example of multiple installation*

Kit fissaggio 3 lampade - *3 lamps cable kit*

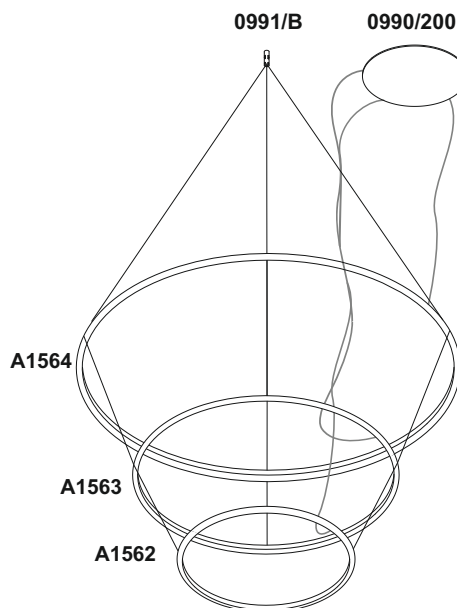
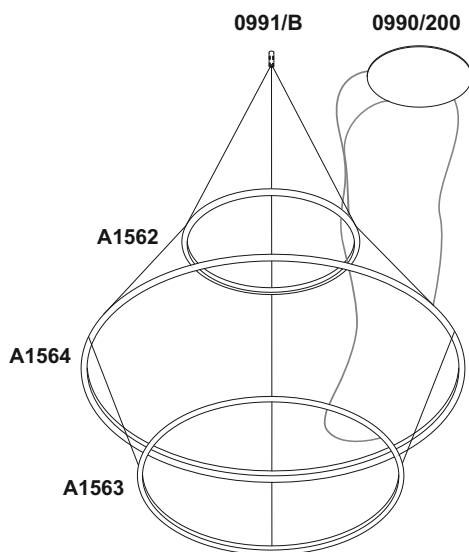


0991/B

3 Cavi acciaio 4 mt
1 Decentratore fissaggio cavi
3 Clip reggi lampada

3 *Steel cables 4 mt*
1 *Displacement element for cable fixing*
3 *Suspension clips*

118,50



Esempio di installazione multipla con attacco centrale - *Example of multiple installation with central fixing*

LANCIA SYSTEM

LED source 18W/mt CRI>90

SU MISURA - CUSTOM SIZE

Tabella lunghezze disponibili su richiesta - Table of available lengths on request

Prezzo/ finitura: Price /finishes: €

cm	watt	2700K (XW)	lm	01	02	85	86	87	88
102	18W	A1539..../100/XW	1890	173,00	173,00	213,00	213,00	213,00	213,00
127	22,5W	A1539..../125/XW	2362	188,50	188,50	239,00	239,00	239,00	239,00
152	27W	1539..../XW	2835	204,00	204,00	256,00	256,00	256,00	256,00
177	31,5W	A1539..../175/XW	3307	221,00	221,00	281,00	281,00	281,00	281,00
202	36W	A1539..../200/XW	3780	239,00	239,00	301,50	301,50	301,50	301,50
227	40,5W	A1539..../225/XW	4252	278,00	278,00	353,50	353,50	353,50	353,50
252	45W	A1539..../250/XW	4725	294,00	294,00	374,50	374,50	374,50	374,50
277	49,5W	A1539..../275/XW	5197	304,00	304,00	390,00	390,00	390,00	390,00
302	54W	A1539..../300/XW	5670	317,00	317,00	416,00	416,00	416,00	416,00

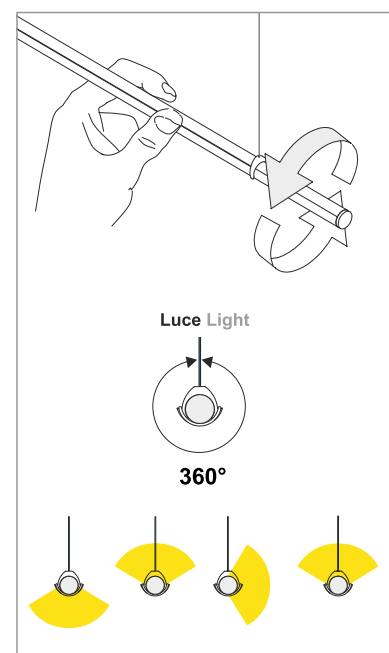
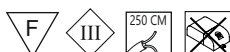
Prezzo/ finitura: Price /finishes: €

cm	watt	3000K (WW)	lm	01	02	85	86	87	88
102	18W	A1539..../100/WW	2020	173,00	173,00	213,00	213,00	213,00	213,00
127	22,5W	A1539..../125/WW	2525	188,50	188,50	239,00	239,00	239,00	239,00
152	27W	1539..../WW	3030	204,00	204,00	256,00	256,00	256,00	256,00
177	31,5W	A1539..../175/WW	3535	221,00	221,00	281,00	281,00	281,00	281,00
202	36W	A1539..../200/WW	4040	239,00	239,00	301,50	301,50	301,50	301,50
227	40,5W	A1539..../225/WW	4545	278,00	278,00	353,50	353,50	353,50	353,50
252	45W	A1539..../250/WW	5050	294,00	294,00	374,50	374,50	374,50	374,50
277	49,5W	A1539..../275/WW	5555	304,00	304,00	390,00	390,00	390,00	390,00
302	54W	A1539..../300/WW	6060	317,00	317,00	416,00	416,00	416,00	416,00

Prezzo/ finitura: Price /finishes: €

cm	watt	4000K (W)	lm	01	02	85	86	87	88
102	18W	A1539..../100/W	2260	173,00	173,00	213,00	213,00	213,00	213,00
127	22,5W	A1539..../125/W	2825	188,50	188,50	239,00	239,00	239,00	239,00
152	27W	1539..../W	3390	204,00	204,00	256,00	256,00	256,00	256,00
177	31,5W	A1539..../175/W	3955	221,00	221,00	281,00	281,00	281,00	281,00
202	36W	A1539..../200/W	4520	239,00	239,00	301,50	301,50	301,50	301,50
227	40,5W	A1539..../225/W	5085	278,00	278,00	353,50	353,50	353,50	353,50
252	45W	A1539..../250/W	5650	294,00	294,00	374,50	374,50	374,50	374,50
277	49,5W	A1539..../275/W	6215	304,00	304,00	390,00	390,00	390,00	390,00
302	54W	A1539..../300/W	6780	317,00	317,00	416,00	416,00	416,00	416,00

Rosone completo di driver da ordinare separatamente
Ceiling rose complete with driver to be ordered separately



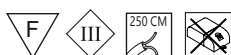
EXTRA SOSPENSIONE SYSTEM - EXTRA SUSPENSION SYSTEM

SU MISURA - CUSTOM SIZE

LED source 15W/mt 180LED/mt CRI>90

Tabella lunghezze disponibili su richiesta - Table of available lengths on request

cm	watt	2700K (XW)	lm	Prezzo: Price: €	3000K (WW)	lm	Prezzo: Price: €	4000K (W)	lm	Prezzo: Price: €
103	15W	1559.01/XW	1560	177,00	1559.01/WW	1650	177,00	1559.01/W	1840	177,00
128	18,5W	A1559.01/125/XW	1955	197,50	A1559.01/125/WW	2068	197,50	A1559.01/125/W	2306	197,50
153	22W	A1559.01/150/XW	2340	213,00	A1559.01/150/WW	2475	213,00	A1559.01/150/W	2760	213,00
178	26,5W	A1559.01/175/XW	2735	229,00	A1559.01/175/WW	2893	229,00	A1559.01/175/W	3226	229,00
203	30W	A1559.01/200/XW	3120	249,50	A1559.01/200/WW	3300	249,50	A1559.01/200/W	3680	249,50
228	33,5W	A1559.01/225/XW	3515	265,00	A1559.01/225/WW	3718	265,00	A1559.01/225/W	4146	265,00
253	37,5W	A1559.01/250/XW	3900	281,00	A1559.01/250/WW	4125	281,00	A1559.01/250/W	4600	281,00
278	41,5W	A1559.01/275/XW	4295	296,50	A1559.01/275/WW	4543	296,50	A1559.01/275/W	5066	296,50
303	45W	A1559.01/300/XW	4680	307,00	A1559.01/300/WW	4950	307,00	A1559.01/300/W	5520	307,00



Rosone completo di driver da ordinare separatamente
Ceiling rose complete with driver to be ordered separately

NUOVA VERSIONE CON CAVO COASSIALE

La scelta del rosone è determinata dalla somma delle potenze delle singole lampade

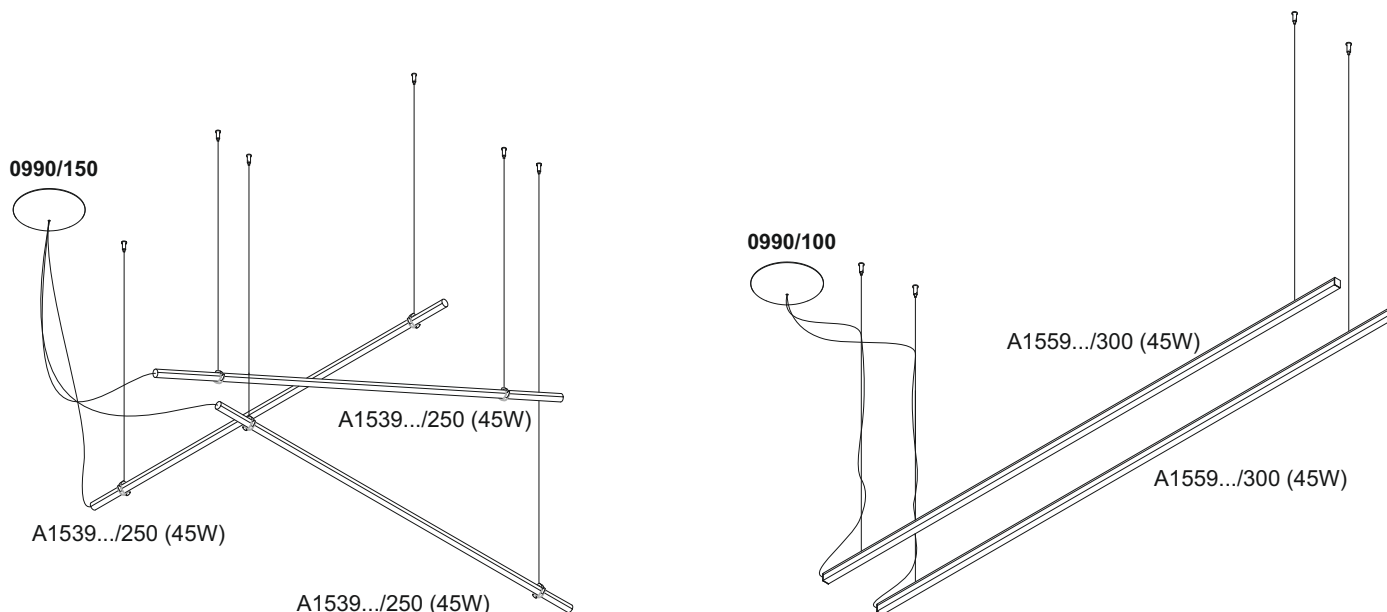
NEW VERSION WITH COAXIAL CABLE

The choice of the ceiling rose depends on total power consumption

Composizioni multiple - Multiple installations

Esempi di installazione multipla di **LANCIA SISTEMA** e **EXTRA SISTEMA**, la scelta del rosone è determinata dalla somma delle potenze delle singole lampade

Examples of multiple installation of **LANCIA SISTEMA** and **EXTRA SISTEMA**, the choice of the ceiling rose depends on total power consumption



Kit di fissaggio fornito con la lampada
Fixing kit supplied with the lamp

Rosoni - Ceiling roses

Ø 20	Rosone completo di driver 60W Ceiling rose with driver 60W				Rosone completo di driver 60W DIMMERABILE Ceiling rose with driver 60W DIMMABLE						
					PUSH	1...10V	ball				
Kg 0,60	0990/60	60W	.01	Bianco - White	171,50	/P	208,00	/V	208,00	/D	210,50
	0990/60	60W	.02	Nero - Black	171,50	/P	208,00	/V	208,00	/D	210,50
	0990/60	60W	.85	Verniciato argento - Painted silver	187,00	/P	229,00	/V	229,00	/D	223,50
	0990/60	60W	.86	Verniciato oro - Painted gold	187,00	/P	229,00	/V	229,00	/D	223,50
	0990/60	60W	.87	Verniciato rame - Painted copper	187,00	/P	229,00	/V	229,00	/D	223,50
	0990/60	60W	.88	Verniciato bronzo - Painted bronze	187,00	/P	229,00	/V	229,00	/D	223,50
Kg 1,30	Rosone completo di driver 100W Ceiling rose with driver 100W				Rosone completo di driver 100W DIMMERABILE Ceiling rose with driver 100W DIMMABLE						
					PUSH	1...10V	ball				
	0990/100	100W	.01	Bianco - White	236,00	/P	267,00	/V	267,00	/D	267,00
	0990/100	100W	.02	Nero - Black	236,00	/P	267,00	/V	267,00	/D	267,00
	0990/100	100W	.85	Verniciato argento - Painted silver	249,50	/P	281,00	/V	281,00	/D	281,00
	0990/100	100W	.86	Verniciato oro - Painted gold	249,50	/P	281,00	/V	281,00	/D	281,00
Kg 2,00	Rosone completo di driver 150W Ceiling rose with driver 150W				Rosone completo di driver 150W DIMMERABILE Ceiling rose with driver 150W DIMMABLE						
					PUSH	1...10V	ball				
	0990/150	150W	.01	Bianco - White	258,00	/P	308,50	/V	308,50	/D	308,50
	0990/150	150W	.02	Nero - Black	258,00	/P	308,50	/V	308,50	/D	308,50
	0990/150	150W	.85	Verniciato argento - Painted silver	270,50	/P	322,50	/V	322,50	/D	322,50
	0990/150	150W	.86	Verniciato oro - Painted gold	270,50	/P	322,50	/V	322,50	/D	322,50
Kg 2,00	Rosone completo di driver 200W (2x100W) Ceiling rose with driver 200W (2x100W)				Rosone completo di driver 200W (2x100W) DIMMERABILE Ceiling rose with driver 200W (2x100W) DIMMABLE						
					PUSH	1...10V	ball				
	0990/200	200W	.01	Bianco - White	426,50	/P	504,50	/V	504,50	/D	504,50
	0990/200	200W	.02	Nero - Black	426,50	/P	504,50	/V	504,50	/D	504,50
	0990/200	200W	.85	Verniciato argento - Painted silver	463,00	/P	546,00	/V	546,00	/D	546,00
	0990/200	200W	.86	Verniciato oro - Painted gold	463,00	/P	546,00	/V	546,00	/D	546,00
0990/200	200W	.87	Verniciato rame - Painted copper	463,00	/P	546,00	/V	546,00	/D	546,00	
0990/200	200W	.88	Verniciato bronzo - Painted bronze	463,00	/P	546,00	/V	546,00	/D	546,00	



Tabella lunghezze disponibili a richiesta - Table of available lengths on request

cm	watt	2700K (XW)	lm	Prezzo: Price:		3000K (WW)	lm	Prezzo: Price:		4000K (W)	lm	Prezzo: Price:	
				€				€				€	
13,5	1,5W	A4521.01/10/XW	156	69,00		A4521.01/10/WW	165	69,00		A4521.01/10/W	184	69,00	
23,5	3W	A4521.01/20/XW	312	73,50		A4521.01/20/WW	330	73,50		A4521.01/20/W	368	73,50	
33,5	4,5W	A4521.01/30/XW	468	81,50		A4521.01/30/WW	495	81,50		A4521.01/30/W	552	81,50	
43,5	6W	A4521.01/40/XW	624	88,00		A4521.01/40/WW	660	88,00		A4521.01/40/W	736	88,00	
53,5	7,5W	A4521.01/50/XW	780	94,00		A4521.01/50/WW	825	94,00		A4521.01/50/W	920	94,00	
63,5	9W	A4521.01/60/XW	936	100,50		A4521.01/60/WW	990	100,50		A4521.01/60/W	1104	100,50	
73,5	10,5W	A4521.01/70/XW	1092	106,50		A4521.01/70/WW	1155	106,50		A4521.01/70/W	1288	106,50	
83,5	12W	A4521.01/80/XW	1248	113,50		A4521.01/80/WW	1320	113,50		A4521.01/80/W	1472	113,50	
93,5	13,5W	A4521.01/90/XW	1404	119,50		A4521.01/90/WW	1485	119,50		A4521.01/90/W	1656	119,50	
103,5	15W	4521.01/XW	1560	126,00		4521.01/WW	1650	126,00		4521.01/WW	1840	126,00	
113,5	16,5W	A4521.01/110/XW	1716	132,00		A4521.01/110/WW	1815	132,00		A4521.01/110/W	2024	132,00	
123,5	18W	A4521.01/120/XW	1872	139,00		A4521.01/120/WW	1980	139,00		A4521.01/120/W	2208	139,00	
133,5	19,5W	A4521.01/130/XW	2028	145,00		A4521.01/130/WW	2145	145,00		A4521.01/130/W	2392	145,00	
143,5	21W	A4521.01/140/XW	2184	151,50		A4521.01/140/WW	2310	151,50		A4521.01/140/W	2576	151,50	
153,5	22,5W	A4521.01/150/XW	2340	158,00		A4521.01/150/WW	2475	158,00		A4521.01/150/W	2760	158,00	
163,5	24W	A4521.01/160/XW	2496	164,50		A4521.01/160/WW	2640	164,50		A4521.01/160/W	2944	164,50	
173,5	25,5W	A4521.01/170/XW	2652	171,00		A4521.01/170/WW	2805	171,00		A4521.01/170/W	3128	171,00	
183,5	27W	A4521.01/180/XW	2808	177,50		A4521.01/180/WW	2970	177,50		A4521.01/180/W	3312	177,50	
193,5	28,5W	A4521.01/190/XW	2964	184,00		A4521.01/190/WW	3135	184,00		A4521.01/190/W	3496	184,00	
203,5	30W	A4521.01/200/XW	3120	190,00		A4521.01/200/WW	3300	190,00		A4521.01/200/W	3680	190,00	
213,5	31,5W	A4521.01/210/XW	3276	196,50		A4521.01/210/WW	3465	196,50		A4521.01/210/W	3864	196,50	
223,5	33W	A4521.01/220/XW	3432	202,50		A4521.01/220/WW	3630	202,50		A4521.01/220/W	4048	202,50	
233,5	34,5W	A4521.01/230/XW	3588	209,00		A4521.01/230/WW	3795	209,00		A4521.01/230/W	4232	209,00	
243,5	36W	A4521.01/240/XW	3744	215,50		A4521.01/240/WW	3960	215,50		A4521.01/240/W	4416	215,50	
253,5	37,5W	A4521.01/250/XW	3900	222,00		A4521.01/250/WW	4125	222,00		A4521.01/250/W	4600	222,00	
263,5	39W	A4521.01/260/XW	4056	228,50		A4521.01/260/WW	4290	228,50		A4521.01/260/W	4784	228,50	
273,5	40,5W	A4521.01/270/XW	4212	235,00		A4521.01/270/WW	4455	235,00		A4521.01/270/W	4968	235,00	
283,5	42W	A4521.01/280/XW	4368	241,00		A4521.01/280/WW	4620	241,00		A4521.01/280/W	5152	241,00	
293,5	43,5W	A4521.01/290/XW	4524	247,50		A4521.01/290/WW	4785	247,50		A4521.01/290/W	5336	247,50	
303,5	45W	A4521.01/300/XW	4680	254,00		A4521.01/300/WW	4950	254,00		A4521.01/300/W	5520	254,00	

Drivers

0155	Driver 24V - 13W	40,50
0156	Driver 24V - 25W	41,50
0160	Driver 24V - 50W	77,50
0157	Driver 24V - 75W	88,50
0161/100	Driver 24V - 100W	98,00

0162	Driver 24V - 150W	107,50
0110/DIM	Dimmer 12/24V	121,00
0717/DIM60	Dimmer 24V - 60W	109,00

0717/DIM60/V	Dimmer 24V - 60W	80,50
1...10V		
0717/DIM100	Dimmer 24V - 100W	130,00
1...10V		
PUSH		
BALL		
0115/EM	Emergency Unit	143,50

LED source 18W/mt CRI>90

Tabella lunghezze disponibili. Le misure si riferiscono alle lunghezze totali delle lampade comprese di tappi. **Dimmerabile su richiesta.**
 Table of available lengths. Measures are referred to complete fixtures including closing heads. **Dimmable on request.**

Prezzo/ finitura: Price /finishes: €

cm	watt	2700K (XW)	lm	01	02	85	86	87	88
76	13,5W	1541..../XW	1417	340,00	366,00	376,50	376,50	376,50	376,50
102	18W	A1541..../100/XW	1890	359,50	390,00	400,50	400,50	400,50	400,50
126	22,5W	A1541..../125/XW	2362	390,00	447,00	457,50	457,50	457,50	457,50
152	27W	1542..../XW	2835	424,50	478,50	487,00	487,00	487,00	487,00
176	31,5W	A1541..../175/XW	3307	461,00	522,50	530,50	530,50	530,50	530,50
202	36W	A1541..../200/XW	3780	487,00	548,50	556,50	556,50	556,50	556,50
226	40,5W	A1541..../225/XW	4252	515,00	634,50	645,00	645,00	645,00	645,00
252	45W	A1541..../250/XW	4725	564,00	676,00	686,50	686,50	686,50	686,50
276	49,5W	A1541..../275/XW	5197	580,00	691,50	702,00	702,00	702,00	702,00
302	54W	A1541..../300/XW	5670	589,00	702,00	712,50	712,50	712,50	712,50

Prezzo/ finitura: Price /finishes: €

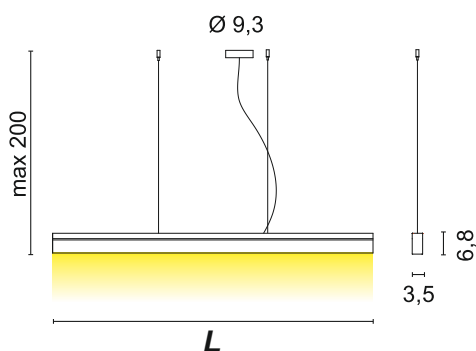
cm	watt	3000K (WW)	lm	01	02	85	86	87	88
76	13,5W	1541.01/WW	1515	340,00	366,00	376,50	376,50	376,50	376,50
102	18W	A1541..../100/WW	2020	359,50	390,00	400,50	400,50	400,50	400,50
126	22,5W	A1541..../125/WW	2525	390,00	447,00	457,50	457,50	457,50	457,50
152	27W	1542..../WW	3030	424,50	478,50	487,00	487,00	487,00	487,00
176	31,5W	A1541..../175/WW	3535	461,00	522,50	530,50	530,50	530,50	530,50
202	36W	A1541..../200/WW	4040	487,00	548,50	556,50	556,50	556,50	556,50
226	40,5W	A1541..../225/WW	4545	515,00	634,50	645,00	645,00	645,00	645,00
252	45W	A1541..../250/WW	5050	564,00	676,00	686,50	686,50	686,50	686,50
276	49,5W	A1541..../275/WW	5555	580,00	691,50	702,00	702,00	702,00	702,00
302	54W	A1541..../300/WW	6060	589,00	702,00	712,50	712,50	712,50	712,50

Prezzo/ finitura: Price /finishes: €

cm	watt	4000K (W)	lm	01	02	85	86	87	88
76	13,5W	1541.01/W	1695	340,00	366,00	376,50	376,50	376,50	376,50
102	18W	A1541..../100/W	2260	359,50	390,00	400,50	400,50	400,50	400,50
126	22,5W	A1541..../125/W	2825	390,00	447,00	457,50	457,50	457,50	457,50
152	27W	1542..../W	3390	424,50	478,50	487,00	487,00	487,00	487,00
176	31,5W	A1541..../175/W	3955	461,00	522,50	530,50	530,50	530,50	530,50
202	36W	A1541..../200/W	4520	487,00	548,50	556,50	556,50	556,50	556,50
226	40,5W	A1541..../225/W	5085	515,00	634,50	645,00	645,00	645,00	645,00
252	45W	A1541..../250/W	5650	564,00	676,00	686,50	686,50	686,50	686,50
276	49,5W	A1541..../275/W	6215	580,00	691,50	702,00	702,00	702,00	702,00
302	54W	A1541..../300/W	6780	589,00	702,00	712,50	712,50	712,50	712,50

Il codice prodotto si riferisce alla lampada completa.
 Rosone con cavo di alimentazione, 2 testate di chiusura e diffusore in metacrilato satinato sono inclusi.

The product code refers to the complete lamp.
 Ceiling rose with cable, 2 closing heads and satin methacrylate diffuser are included.



RAIL SOSPENSIONE DOPPIA EMISSIONE RAIL SUSPENSION DOUBLE EMISSION

SU MISURA - CUSTOM SIZE

LED source 18W/mt CRI>90

Tabella lunghezze disponibili. Le misure si riferiscono alle lunghezze totali delle lampade comprese di tappi. **Dimmerabile su richiesta.**
Table of available lengths. Measures are referred to complete fixtures including closing heads. **Dimmable on request.**

cm	watt	2700K (XW)	lm		Prezzo/ finitura: Price /finishes: €					
			up	down	01	02	85	86	87	88
126	37,5W	1545.../XW	1575	2362	487,00	541,00	549,50	549,50	549,50	549,50
152	45W	A1545.../150/XW	1890	2835	535,50	567,00	593,00	593,00	593,00	593,00
176	55,5W	A1545.../175/XW	2520	3307	572,00	629,00	639,50	639,50	639,50	639,50
202	60W	A1545.../200/XW	2520	3780	653,00	704,00	728,00	728,00	728,00	728,00
226	67,5W	A1545.../225/XW	2835	4252	688,50	790,50	816,50	816,50	816,50	816,50
252	75W	A1545.../250/XW	3150	4725	728,00	842,50	853,00	853,00	853,00	853,00
276	82,5W	A1545.../275/XW	3465	5197	755,00	863,00	884,00	884,00	884,00	884,00
302	93W	A1545.../300/XW	4095	5670	790,50	892,50	915,00	915,00	915,00	915,00

cm	watt	3000K (WW)	lm		Prezzo/ finitura: Price /finishes: €					
			up	down	01	02	85	86	87	88
126	37,5W	1545.../WW	1683	2525	487,00	541,00	549,50	549,50	549,50	549,50
152	45W	A1545.../150/WW	2020	3030	535,50	567,00	593,00	593,00	593,00	593,00
176	55,5W	A1545.../175/WW	2693	3535	572,00	629,00	639,50	639,50	639,50	639,50
202	60W	A1545.../200/WW	2693	4040	653,00	704,00	728,00	728,00	728,00	728,00
226	67,5W	A1545.../225/WW	3030	4545	688,50	790,50	816,50	816,50	816,50	816,50
252	75W	A1545.../250/WW	3366	5050	728,00	842,50	853,00	853,00	853,00	853,00
276	82,5W	A1545.../275/WW	3703	5555	755,00	863,00	884,00	884,00	884,00	884,00
302	93W	A1545.../300/WW	4377	6060	790,50	892,50	915,00	915,00	915,00	915,00

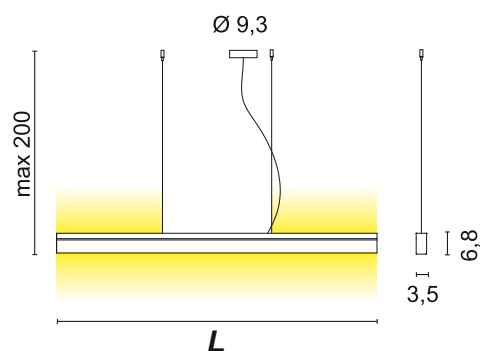
cm	watt	4000K (W)	lm		Prezzo/ finitura: Price /finishes: €					
			up	down	01	02	85	86	87	88
126	37,5W	1545.../W	1883	2825	487,00	541,00	549,50	549,50	549,50	549,50
152	45W	A1545.../150/W	2260	3390	535,50	567,00	593,00	593,00	593,00	593,00
176	55,5W	A1545.../175/W	3013	3955	572,00	629,00	639,50	639,50	639,50	639,50
202	60W	A1545.../200/W	3013	4520	653,00	704,00	728,00	728,00	728,00	728,00
226	67,5W	A1545.../225/W	3390	5085	688,50	790,50	816,50	816,50	816,50	816,50
252	75W	A1545.../250/W	3767	5650	728,00	842,50	853,00	853,00	853,00	853,00
276	82,5W	A1545.../275/W	4143	6215	755,00	863,00	884,00	884,00	884,00	884,00
302	93W	A1545.../300/W	4897	6780	790,50	892,50	915,00	915,00	915,00	915,00

Il codice prodotto si riferisce alla lampada completa.

Rosone con cavo di alimentazione, 2 testate di chiusura e diffusore in metacrilato satinato sono inclusi.

The product code refers to the complete lamp.

Ceiling rose with cable, 2 closing heads and satin methacrylate diffuser are included.



LED source 18W/mt CRI>90

Tabella lunghezze disponibili su richiesta. **Dimmerabile su richiesta; altre finiture su richiesta.**

Table of available lengths on request. **Dimmable on request; other finishes on request.**

cm	watt	2700K (XW)	lm	Prezzo: Price: €	3000K (WW)	lm	Prezzo: Price: €	4000K (W)	lm	Prezzo: Price: €
61,5	10,8W	A1543.01/60/XW	1134	319,00	A1543.01/60/WW	1212	319,00	A1543.01/60/W	1356	319,00
71,5	12,6W	A1543.01/70/XW	1323	326,50	A1543.01/70/WW	1414	326,50	A1543.01/70/W	1582	326,50
81,5	14,4W	1543.01/XW	1512	335,50	1543.01/WW	1616	335,50	1543.01/W	1808	335,50
91,5	16,2W	A1543.01/90/XW	1701	362,00	A1543.01/90/WW	1818	362,00	A1543.01/90/W	2034	362,00
101,5	18W	A1543.01/100/XW	1890	375,00	A1543.01/100/WW	2020	375,00	A1543.01/100/W	2260	375,00
111,5	19,8W	A1543.01/110/XW	2079	380,00	A1543.01/110/WW	2222	380,00	A1543.01/110/W	2486	380,00
121,5	21,6W	A1543.01/120/XW	2268	390,00	A1543.01/120/WW	2424	390,00	A1543.01/120/W	2712	390,00
131,5	23,4W	A1543.01/130/XW	2457	403,00	A1543.01/130/WW	2626	403,00	A1543.01/130/W	2938	403,00
141,5	25,2W	A1543.01/140/XW	2646	415,50	A1543.01/140/WW	2828	415,50	A1543.01/140/W	3164	415,50
151,5	27W	1544.01/XW	2835	430,00	1544.01/WW	3030	430,00	1544.01/W	3390	430,00
161,5	28,8W	A1543.01/160/XW	3024	449,00	A1543.01/160/WW	3232	449,00	A1543.01/160/W	3616	449,00
171,5	30,6W	A1543.01/170/XW	3213	457,50	A1543.01/170/WW	3434	457,50	A1543.01/170/W	3842	457,50
181,5	32,4W	A1543.01/180/XW	3402	468,00	A1543.01/180/WW	3636	468,00	A1543.01/180/W	4068	468,00
191,5	34,2W	A1543.01/190/XW	3591	478,50	A1543.01/190/WW	3838	478,50	A1543.01/190/W	4294	478,50
201,5	36W	A1543.01/200/XW	3780	489,00	A1543.01/200/WW	4040	489,00	A1543.01/200/W	4520	489,00
211,5	37,8W	A1543.01/210/XW	3969	500,00	A1543.01/210/WW	4242	500,00	A1543.01/210/W	4746	500,00
221,5	39,6W	A1543.01/220/XW	4158	510,00	A1543.01/220/WW	4444	510,00	A1543.01/220/W	4972	510,00
231,5	41,4W	A1543.01/230/XW	4347	520,00	A1543.01/230/WW	4646	520,00	A1543.01/230/W	5198	520,00
241,5	43,2W	A1543.01/240/XW	4536	530,50	A1543.01/240/WW	4848	530,50	A1543.01/240/W	5424	530,50
251,5	45W	A1543.01/250/XW	4725	556,50	A1543.01/250/WW	5050	556,50	A1543.01/250/W	5650	556,50
261,5	46,8W	A1543.01/260/XW	4914	564,00	A1543.01/260/WW	5252	564,00	A1543.01/260/W	5876	564,00
271,5	48,6W	A1543.01/270/XW	5103	567,00	A1543.01/270/WW	5454	567,00	A1543.01/270/W	6102	567,00
281,5	50,4W	A1543.01/280/XW	5292	574,50	A1543.01/280/WW	5656	574,50	A1543.01/280/W	6328	574,50
291,5	52,2W	A1543.01/290/XW	5481	582,50	A1543.01/290/WW	5858	582,50	A1543.01/290/W	6554	582,50
301,5	54W	A1543.01/300/XW	5670	587,50	A1543.01/300/WW	6060	587,50	A1543.01/300/W	6780	587,50

Elementi di giunzione inclusi. Junction elements included

Accessori - Accessories

	Angolo 90° - 90° Corner
	0941.01
	/XW LED 3,6W 378lm 2700K 181,00
	/WW LED 3,6W 404lm 3000K 181,00
	/W LED 3,6W 452lm 4000K 181,00

	Giunzione a T - T joint
	0942.01
	/XW LED 5,4W 567lm 2700K 145,50
	/WW LED 5,4W 606lm 3000K 145,50
	/W LED 5,4W 678lm 4000K 145,50

	Giunzione a croce - Cross joint
	0943.01
	/XW LED 5,4W 567lm 2700K 166,50
	/WW LED 5,4W 606lm 3000K 166,50
	/W LED 5,4W 678lm 4000K 166,50

	Raccordo parete - plafone - Wall-ceiling joint
	0944.01 57,00

	2 testate di chiusura - 2 closing heads
	0945.01 8,00

	Rosone completo di cavo di alimentazione 250 cm Ceiling rose with cable 250 cm
	0946.01 50,00

	Piastra con molle per controsoffitti Ceiling plate with springs
	0947.01 44,00

	Schermo diffusore in metacrilato satinato Satin methacrylate diffuser
	0948/100 L. 105cm 16,00
	0948/200 L. 205cm 26,00
	0948/300 L. 305cm 36,00

RAIL PARETE (luce radente) - RAIL WALL (grazing light)**SU MISURA - CUSTOM SIZE**

LED source 18W/mt CRI>90

Tabella lunghezze disponibili. Le misure si riferiscono alle lunghezze totali delle lampade comprese di tappi. **Dimmerabile su richiesta; altre finiture su richiesta.**
 Table of available lengths. Measures are referred to complete fixtures including closing heads. **Dimmable on request; other finishes on request.**

cm	watt	2700K (XW)	lm	Prezzo: Price:	3000K (WW)	lm	Prezzo: Price:	4000K (W)	lm	Prezzo: Price:
				€			€			€
77	13,5W	4578.01/XW	1417	281,00	4578.01/WW	1515	281,00	4578.01/W	1695	281,00
102	18W	A4578.01/100/XW	1890	314,50	A4578.01/100/WW	2020	314,50	A4578.01/100/W	2260	314,50
127	22,5W	A4578.01/125/XW	2362	347,50	A4578.01/125/WW	2525	347,50	A4578.01/125/W	2825	347,50
152	27W	4579.01/XW	2835	380,00	4579.01/WW	3030	380,00	4579.01/W	3390	380,00
177	31,5W	A4578.01/175/XW	3307	412,50	A4578.01/175/WW	3535	412,50	A4578.01/175/W	3955	412,50
202	36W	A4578.01/200/XW	3780	450,00	A4578.01/200/WW	4040	450,00	A4578.01/200/W	4520	450,00
227	40,5W	A4578.01/225/XW	4252	488,00	A4578.01/225/WW	4545	488,00	A4578.01/225/W	5085	488,00
252	45W	A4578.01/250/XW	4725	520,50	A4578.01/250/WW	5050	520,50	A4578.01/250/W	5650	520,50
277	49,5W	A4578.01/275/XW	5197	553,00	A4578.01/275/WW	5555	553,00	A4578.01/275/W	6215	553,00
302	54W	A4578.01/300/XW	5670	576,00	A4578.01/300/WW	6060	576,00	A4578.01/300/W	6780	576,00

Il codice prodotto si riferisce alla lampada completa.
 2 testate di chiusura e diffusore in metacrilato satinato sono inclusi.

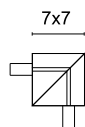
*The product code refers to the complete lamp.
 2 closing heads and satin methacrylate diffuser are included.*

LED source 18W/mt CRI>90

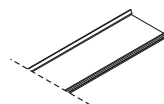
 Tabella lunghezze disponibili su richiesta. **Dimmerabile su richiesta; altre finiture su richiesta.**

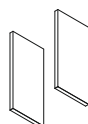
 Table of available lengths on request. **Dimmable upon request; other finishes on request.**

cm	watt	2700K (XW)	lm	Prezzo: Price: €	3000K (WW)	lm	Prezzo: Price: €	4000K (W)	lm	Prezzo: Price: €
61,5	10,8W	A4580.01/60/XW	1134	281,00	A4580.01/60/WW	1212	281,00	A4580.01/60/W	1356	281,00
71,5	12,6W	A4580.01/70/XW	1323	291,00	A4580.01/70/WW	1414	291,00	A4580.01/70/W	1582	291,00
81,5	14,4W	4580.01/XW	1512	301,50	4580.01/WW	1616	301,50	4580.01/W	1808	301,50
91,5	16,2W	A4580.01/90/XW	1701	255,00	A4580.01/90/WW	1818	255,00	A4580.01/90/W	2034	255,00
101,5	18W	A4580.01/100/XW	1890	333,00	A4580.01/100/WW	2020	333,00	A4580.01/100/W	2260	333,00
111,5	19,8W	A4580.01/110/XW	2079	343,00	A4580.01/110/WW	2222	343,00	A4580.01/110/W	2486	343,00
121,5	21,6W	A4580.01/120/XW	2268	358,50	A4580.01/120/WW	2424	358,50	A4580.01/120/W	2712	358,50
131,5	23,4W	A4580.01/130/XW	2457	370,00	A4580.01/130/WW	2626	370,00	A4580.01/130/W	2938	370,00
141,5	25,2W	A4580.01/140/XW	2646	378,00	A4580.01/140/WW	2828	378,00	A4580.01/140/W	3164	378,00
151,5	27W	4581.01/XW	2835	400,50	4581.01/WW	3030	400,50	4581.01/W	3390	400,50
161,5	28,8W	A4580.01/160/XW	3024	416,00	A4580.01/160/WW	3232	416,00	A4580.01/160/W	3616	416,00
171,5	30,6W	A4580.01/170/XW	3213	428,00	A4580.01/170/WW	3434	428,00	A4580.01/170/W	3842	428,00
181,5	32,4W	A4580.01/180/XW	3402	440,00	A4580.01/180/WW	3636	440,00	A4580.01/180/W	4068	440,00
191,5	34,2W	A4580.01/190/XW	3591	452,00	A4580.01/190/WW	3838	452,00	A4580.01/190/W	4294	452,00
201,5	36W	A4580.01/200/XW	3780	464,00	A4580.01/200/WW	4040	464,00	A4580.01/200/W	4520	464,00
211,5	37,8W	A4580.01/210/XW	3969	477,50	A4580.01/210/WW	4242	477,50	A4580.01/210/W	4746	477,50
221,5	39,6W	A4580.01/220/XW	4158	489,00	A4580.01/220/WW	4444	489,00	A4580.01/220/W	4972	489,00
231,5	41,4W	A4580.01/230/XW	4347	501,50	A4580.01/230/WW	4646	501,50	A4580.01/230/W	5198	501,50
241,5	43,2W	A4580.01/240/XW	4536	512,50	A4580.01/240/WW	4848	512,50	A4580.01/240/W	5424	512,50
251,5	45W	A4580.01/250/XW	4725	530,00	A4580.01/250/WW	5050	530,00	A4580.01/250/W	5650	530,00
261,5	46,8W	A4580.01/260/XW	4914	542,00	A4580.01/260/WW	5252	542,00	A4580.01/260/W	5876	542,00
271,5	48,6W	A4580.01/270/XW	5103	554,00	A4580.01/270/WW	5454	554,00	A4580.01/270/W	6102	554,00
281,5	50,4W	A4580.01/280/XW	5292	566,00	A4580.01/280/WW	5656	566,00	A4580.01/280/W	6328	566,00
291,5	52,2W	A4580.01/290/XW	5481	577,00	A4580.01/290/WW	5858	577,00	A4580.01/290/W	6554	577,00
301,5	54W	A4580.01/300/XW	5670	582,50	A4580.01/300/WW	6060	582,50	A4580.01/300/W	6780	582,50

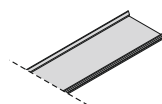
Elementi di giunzione inclusi - Junction elements included
Accessori - Accessories


Raccordo parete - plafone - Wall-ceiling joint

0944.01
57,00

 Schermo diffusore in metacrilato satinato
Satin methacrylate diffuser

0948/100 L. 105 cm **16,00**
0948/200 L. 205 cm **26,00**
0948/300 L. 305 cm **36,00**


2 testate di chiusura - 2 closing heads

0945.01
8,00


Copertura - Screen

0949/100 L. 105 cm **10,50**
0949/200 L. 205 cm **20,50**
0949/300 L. 305 cm **27,00**

LED source 18W/mt CRI>90

Tabella lunghezze disponibili. Le misure si riferiscono alle lunghezze totali delle lampade comprese di tappi. **Dimmerabile su richiesta.**
 Table of available lengths. Measures are referred to complete fixtures including closing heads. **Dimmable on request.**

Prezzo/ finitura: Price /finishes: €

cm	watt	2700K (XW)	lm	01	02	85	86	87	88
77	13,5W	5540..../XW	1417	291,00	320,00	322,50	265,00	265,00	265,00
102	18W	A5540..../100/XW	1890	317,00	347,00	359,00	359,00	359,00	359,00
127	22,5W	A5540..../125/XW	2362	346,00	392,50	405,50	405,50	405,50	405,50
152	27W	5541..../XW	2835	379,50	437,00	447,00	447,00	447,00	447,00
177	31,5W	A5540..../175/XW	3307	410,00	459,00	473,00	473,00	473,00	473,00
202	36W	A5540..../200/XW	3780	438,50	489,50	509,50	509,50	509,50	509,50
227	40,5W	A5540..../225/XW	4252	479,00	576,50	598,00	598,00	598,00	598,00
252	45W	A5540..../250/XW	4725	525,50	627,50	650,00	650,00	650,00	650,00
277	49,5W	A5540..../275/XW	5197	554,50	653,00	676,00	676,00	676,00	676,00
302	54W	A5540..../300/XW	5670	576,00	673,00	702,00	702,00	702,00	702,00

Prezzo/ finitura: Price /finishes: €

cm	watt	3000K (WW)	lm	01	02	85	86	87	88
77	13,5W	5540.01/WW	1515	291,00	320,00	322,50	265,00	265,00	265,00
102	18W	A5540..../100/WW	2020	317,00	347,00	359,00	359,00	359,00	359,00
127	22,5W	A5540..../125/WW	2525	346,00	392,50	405,50	405,50	405,50	405,50
152	27W	5541..../WW	3030	379,50	437,00	447,00	447,00	447,00	447,00
177	31,5W	A5540..../175/WW	3535	410,00	459,00	473,00	473,00	473,00	473,00
202	36W	A5540..../200/WW	4040	438,50	489,50	509,50	509,50	509,50	509,50
227	40,5W	A5540..../225/WW	4545	479,00	576,50	598,00	598,00	598,00	598,00
252	45W	A5540..../250/WW	5050	525,50	627,50	650,00	650,00	650,00	650,00
277	49,5W	A5540..../275/WW	5555	554,50	653,00	676,00	676,00	676,00	676,00
302	54W	A5540..../300/WW	6060	576,00	673,00	702,00	702,00	702,00	702,00

Prezzo/ finitura: Price /finishes: €

cm	watt	4000K (W)	lm	01	02	85	86	87	88
77	13,5W	5540.01/W	1695	291,00	320,00	322,50	265,00	265,00	265,00
102	18W	A5540..../100/W	2260	317,00	347,00	359,00	359,00	359,00	359,00
127	22,5W	A5540..../125/W	2825	346,00	392,50	405,50	405,50	405,50	405,50
152	27W	5541..../W	3390	379,50	437,00	447,00	447,00	447,00	447,00
177	31,5W	A5540..../175/W	3955	410,00	459,00	473,00	473,00	473,00	473,00
202	36W	A5540..../200/W	4520	438,50	489,50	509,50	509,50	509,50	509,50
227	40,5W	A5540..../225/W	5085	479,00	576,50	598,00	598,00	598,00	598,00
252	45W	A5540..../250/W	5650	525,50	627,50	650,00	650,00	650,00	650,00
277	49,5W	A5540..../275/W	6215	554,50	653,00	676,00	676,00	676,00	676,00
302	54W	A5540..../300/W	6780	576,00	673,00	702,00	702,00	702,00	702,00

Il codice prodotto si riferisce alla lampada completa.
 2 testate di chiusura e diffusore in metacrilato satinato sono inclusi.

The product code refers to the complete lamp.
 2 closing heads and satin methacrylate diffuser are included.

LED source 18W/mt CRI>90

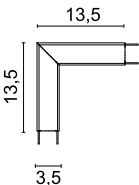
Tabella lunghezze disponibili su richiesta. **Dimmerabile su richiesta; altre finiture su richiesta.**

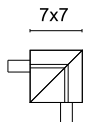
Table of available lengths on request. **Dimmable on request; other finishes on request.**

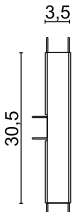
cm	watt	2700K (XW)	lm	Prezzo: Price:		3000K (WW)	lm	Prezzo: Price:		4000K (W)	lm	Prezzo: Price:	
				€				€				€	
61,5	10,8W	A5542.01/60/XW	1134	301,00		A5542.01/60/WW	1212	301,00		A5542.01/60/W	1356	301,00	
71,5	12,6W	A5542.01/70/XW	1323	312,00		A5542.01/70/WW	1414	312,00		A5542.01/70/W	1582	312,00	
81,5	14,4W	5542.01/XW	1512	325,00		5542.01/WW	1616	325,00		5542.01/W	1808	325,00	
91,5	16,2W	A5542.01/90/XW	1701	334,00		A5542.01/90/WW	1818	334,00		A5542.01/90/W	2034	334,00	
101,5	18W	A5542.01/100/XW	1890	344,50		A5542.01/100/WW	2020	344,50		A5542.01/100/W	2260	344,50	
111,5	19,8W	A5542.01/110/XW	2079	357,00		A5542.01/110/WW	2222	357,00		A5542.01/110/W	2486	357,00	
121,5	21,6W	A5542.01/120/XW	2268	366,50		A5542.01/120/WW	2424	307,00		A5542.01/120/W	2712	307,00	
131,5	23,4W	A5542.01/130/XW	2457	377,00		A5542.01/130/WW	2626	377,00		A5542.01/130/W	2938	377,00	
141,5	25,2W	A5542.01/140/XW	2646	387,50		A5542.01/140/WW	2828	387,50		A5542.01/140/W	3164	387,50	
151,5	27W	5543.01/XW	2835	403,00		5543.01/WW	3030	403,00		5543.01/W	3390	403,00	
161,5	28,8W	A5542.01/160/XW	3024	410,50		A5542.01/160/WW	3232	410,50		A5542.01/160/W	3616	410,50	
171,5	30,6W	A5542.01/170/XW	3213	426,00		A5542.01/170/WW	3434	426,00		A5542.01/170/W	3842	426,00	
181,5	32,4W	A5542.01/180/XW	3402	437,00		A5542.01/180/WW	3636	437,00		A5542.01/180/W	4068	437,00	
191,5	34,2W	A5542.01/190/XW	3591	448,00		A5542.01/190/WW	3838	448,00		A5542.01/190/W	4294	448,00	
201,5	36W	A5542.01/200/XW	3780	458,50		A5542.01/200/WW	4040	458,50		A5542.01/200/W	4520	458,50	
211,5	37,8W	A5542.01/210/XW	3969	474,50		A5542.01/210/WW	4242	474,50		A5542.01/210/W	4746	474,50	
221,5	39,6W	A5542.01/220/XW	4158	485,50		A5542.01/220/WW	4444	485,50		A5542.01/220/W	4972	485,50	
231,5	41,4W	A5542.01/230/XW	4347	497,00		A5542.01/230/WW	4646	497,00		A5542.01/230/W	5198	497,00	
241,5	43,2W	A5542.01/240/XW	4536	523,00		A5542.01/240/WW	4848	523,00		A5542.01/240/W	5424	523,00	
251,5	45W	A5542.01/250/XW	4725	533,00		A5542.01/250/WW	5050	533,00		A5542.01/250/W	5650	533,00	
261,5	46,8W	A5542.01/260/XW	4914	548,50		A5542.01/260/WW	5252	548,50		A5542.01/260/W	5876	548,50	
271,5	48,6W	A5542.01/270/XW	5103	558,50		A5542.01/270/WW	5454	558,50		A5542.01/270/W	6102	558,50	
281,5	50,4W	A5542.01/280/XW	5292	569,50		A5542.01/280/WW	5656	569,50		A5542.01/280/W	6328	569,50	
291,5	52,2W	A5542.01/290/XW	5481	580,50		A5542.01/290/WW	5858	580,50		A5542.01/290/W	6554	580,50	
301,5	54W	A5542.01/300/XW	5670	584,00		A5542.01/300/WW	6060	584,00		A5542.01/300/W	6780	584,00	

Elementi di giunzione inclusi - *Junction elements included*


Accessories

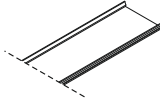
Angolo 90° - 90° Corner							
	<p>0941.01</p> <table border="1"> <tr><td>/XW LED 3,6W 378lm 2700K</td><td>181,00</td></tr> <tr><td>/WW LED 3,6W 404lm 3000K</td><td>181,00</td></tr> <tr><td>/W LED 3,6W 452lm 4000K</td><td>181,00</td></tr> </table>	/XW LED 3,6W 378lm 2700K	181,00	/WW LED 3,6W 404lm 3000K	181,00	/W LED 3,6W 452lm 4000K	181,00
/XW LED 3,6W 378lm 2700K	181,00						
/WW LED 3,6W 404lm 3000K	181,00						
/W LED 3,6W 452lm 4000K	181,00						

Raccordo parete - plafone - Wall-ceiling joint	
	<p>0944.01 57,00</p>

Giunzione a T - T joint							
	<p>0942.01</p> <table border="1"> <tr><td>/XW LED 5,4W 567lm 2700K</td><td>145,50</td></tr> <tr><td>/WW LED 5,4W 606lm 3000K</td><td>145,50</td></tr> <tr><td>/W LED 5,4W 678lm 4000K</td><td>145,50</td></tr> </table>	/XW LED 5,4W 567lm 2700K	145,50	/WW LED 5,4W 606lm 3000K	145,50	/W LED 5,4W 678lm 4000K	145,50
/XW LED 5,4W 567lm 2700K	145,50						
/WW LED 5,4W 606lm 3000K	145,50						
/W LED 5,4W 678lm 4000K	145,50						

2 testate di chiusura - 2 closing heads	
	<p>0945.01 8,00</p>

Giunzione a croce - Cross joint							
	<p>0943.01</p> <table border="1"> <tr><td>/XW LED 5,4W 567lm 2700K</td><td>166,50</td></tr> <tr><td>/WW LED 5,4W 606lm 3000K</td><td>166,50</td></tr> <tr><td>/W LED 5,4W 678lm 4000K</td><td>166,50</td></tr> </table>	/XW LED 5,4W 567lm 2700K	166,50	/WW LED 5,4W 606lm 3000K	166,50	/W LED 5,4W 678lm 4000K	166,50
/XW LED 5,4W 567lm 2700K	166,50						
/WW LED 5,4W 606lm 3000K	166,50						
/W LED 5,4W 678lm 4000K	166,50						

Schermo diffusore in metacrilato satinato Satin methacrylate diffuser										
	<table border="1"> <tr><td>0948/100</td><td>L. 105 cm</td><td>16,00</td></tr> <tr><td>0948/200</td><td>L. 205 cm</td><td>26,00</td></tr> <tr><td>0948/300</td><td>L. 305 cm</td><td>36,00</td></tr> </table>	0948/100	L. 105 cm	16,00	0948/200	L. 205 cm	26,00	0948/300	L. 305 cm	36,00
0948/100	L. 105 cm	16,00								
0948/200	L. 205 cm	26,00								
0948/300	L. 305 cm	36,00								

LED source 18W/mt CRI>90

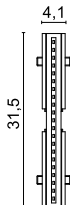
Tabella lunghezze disponibili su richiesta - Table of available lengths on request

cm	watt	2700K (XW)	lm	Prezzo: Price:		3000K (WW)	lm	Prezzo: Price:		4000K (W)	lm	Prezzo: Price:	
				€				€				€	
11,5	1,8W	A6660.01/10/XW	189	75,50		A6660.01/10/WW	202	75,50		A6660.01/10/W	226	75,50	
21,5	3,6W	A6660.01/20/XW	378	84,00		A6660.01/20/WW	404	84,00		A6660.01/20/W	452	84,00	
31,5	5,4W	A6660.01/30/XW	567	104,00		A6660.01/30/WW	606	104,00		A6660.01/30/W	678	104,00	
41,5	7,2W	A6660.01/40/XW	756	112,00		A6660.01/40/WW	808	112,00		A6660.01/40/W	904	112,00	
51,5	9W	A6660.01/50/XW	945	119,50		A6660.01/50/WW	1010	119,50		A6660.01/50/W	1130	119,50	
61,5	10,8W	A6660.01/60/XW	1134	127,50		A6660.01/60/WW	1212	127,50		A6660.01/60/W	1356	127,50	
71,5	12,6W	A6660.01/70/XW	1323	135,00		A6660.01/70/WW	1414	135,00		A6660.01/70/W	1582	135,00	
81,5	14,4W	6660.01/XW	1512	134,50		6660.01/WW	1616	134,50		6660.01/W	1808	134,50	
91,5	16,2W	A6660.01/90/XW	1701	151,00		A6660.01/90/WW	1818	151,00		A6660.01/90/W	2034	151,00	
101,5	18W	A6660.01/100/XW	1890	158,50		A6660.01/100/WW	2020	158,50		A6660.01/100/W	2260	158,50	
111,5	19,8W	A6660.01/110/XW	2079	166,50		A6660.01/110/WW	2222	166,50		A6660.01/110/W	2486	166,50	
121,5	21,6W	A6660.01/120/XW	2268	171,50		A6660.01/120/WW	2424	171,50		A6660.01/120/W	2712	171,50	
131,5	23,4W	A6660.01/130/XW	2457	192,50		A6660.01/130/WW	2626	192,50		A6660.01/130/W	2938	192,50	
141,5	25,2W	A6660.01/140/XW	2646	200,00		A6660.01/140/WW	2828	200,00		A6660.01/140/W	3164	200,00	
151,5	27W	A6660.01/150/XW	2835	213,00		A6660.01/150/WW	3030	213,00		A6660.01/150/W	3390	213,00	
161,5	28,8W	A6660.01/160/XW	3024	221,00		A6660.01/160/WW	3232	221,00		A6660.01/160/W	3616	221,00	
171,5	30,6W	A6660.01/170/XW	3213	229,00		A6660.01/170/WW	3434	229,00		A6660.01/170/W	3842	229,00	
181,5	32,4W	A6660.01/180/XW	3402	247,00		A6660.01/180/WW	3636	247,00		A6660.01/180/W	4068	247,00	
191,5	34,2W	A6660.01/190/XW	3591	255,00		A6660.01/190/WW	3838	255,00		A6660.01/190/W	4294	255,00	
201,5	36W	A6660.01/200/XW	3780	262,50		A6660.01/200/WW	4040	262,50		A6660.01/200/W	4520	262,50	
211,5	37,8W	A6660.01/210/XW	3969	270,50		A6660.01/210/WW	4242	270,50		A6660.01/210/W	4746	270,50	
221,5	39,6W	A6660.01/220/XW	4158	278,00		A6660.01/220/WW	4444	278,00		A6660.01/220/W	4972	278,00	
231,5	41,4W	A6660.01/230/XW	4347	286,00		A6660.01/230/WW	4646	286,00		A6660.01/230/W	5198	286,00	
241,5	43,2W	A6660.01/240/XW	4536	294,00		A6660.01/240/WW	4848	294,00		A6660.01/240/W	5424	294,00	
251,5	45W	A6660.01/250/XW	4725	312,00		A6660.01/250/WW	5050	312,00		A6660.01/250/W	5650	312,00	
261,5	46,8W	A6660.01/260/XW	4914	322,50		A6660.01/260/WW	5252	322,50		A6660.01/260/W	5876	322,50	
271,5	48,6W	A6660.01/270/XW	5103	327,50		A6660.01/270/WW	5454	327,50		A6660.01/270/W	6102	327,50	
281,5	50,4W	A6660.01/280/XW	5292	338,00		A6660.01/280/WW	5656	338,00		A6660.01/280/W	6328	338,00	
291,5	52,2W	A6660.01/290/XW	5481	343,00		A6660.01/290/WW	5858	343,00		A6660.01/290/W	6554	343,00	
301,5	54W	A6660.01/300/XW	5670	348,50		A6660.01/300/WW	6060	348,50		A6660.01/300/W	6780	348,50	

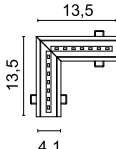
Drivers

0155 Driver 24V - 13W	40,50	0162 Driver 24V - 150W	107,50	0717/DIM60/V Dimmer 24V - 60W	80,50
0156 Driver 24V - 25W	41,50	0110/DIM Dimmer 12/24V	121,00	1...10V	
0160 Driver 24V - 50W	77,50	0717/DIM60 Dimmer 24V - 60W	109,00	0717/DIM100 Dimmer 24V - 100W	130,00
0157 Driver 24V - 75W	88,50	PUSH DALI		1...10V PUSH DALI	
0161/100 Driver 24V - 100W	98,00			0115/EM Emergency Unit	143,50

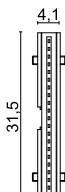
Accessories



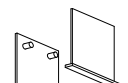
Giunzione a croce - Cross joint	
0956.01	
/XW LED 5,4W 567lm 2700K	106,50
/WW LED 5,4W 606lm 3000K	106,50
/W LED 5,4W 678lm 4000K	106,50



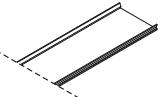
Angolo 90° - 90° Corner	
0957.01	
/XW LED 3,6W 378lm 2700K	124,00
/WW LED 3,6W 404lm 3000K	124,00
/W LED 3,6W 452lm 4000K	124,00



Giunzione a T - T joint	
0958.01	
/XW LED 5,4W 567lm 2700K	101,50
/WW LED 5,4W 606lm 3000K	101,50
/W LED 5,4W 678lm 4000K	101,50



2 testate di chiusura - 2 closing heads	
0939.01	12,50



Schermo diffusore in metacrilato satinato Satin methacrylate diffuser	
0948/100 L 105 cm	16,00
0948/200 L 205 cm	26,00
0948/300 L 305 cm	36,00

Tabella lunghezze disponibili. Le misure si riferiscono alle lunghezze totali delle lampade senza squadrette orientabili.
Per montaggio con squadrette orientabili aggiungere 2 cm, modularità 10 cm.

Table of available lengths. Measures are referred to complete fixtures excluding fixing supports.
To install using fixing supports add 2 cm more, modularity every 10 cm.

cm	watt	2700K (XW)		3000K (WW)		4000K (W)		RGB		Prezzo: Price: €		
		Im	Prezzo: Price: €	Im	Prezzo: Price: €	Im	Prezzo: Price: €	Im	Prezzo: Price: €			
13	1,5W	A4522.45/10/XW	156	61,00	A4522.45/10/WW	165	61,00	A4522.45/10/W	184	61,00	A4522.45/10/RGB	65,00
23	3W	A4522.45/20/XW	312	67,00	A4522.45/20/WW	330	67,00	A4522.45/20/W	368	67,00	A4522.45/20/RGB	70,00
33	4,5W	A4522.45/30/XW	468	73,00	A4522.45/30/WW	495	73,00	A4522.45/30/W	552	73,00	A4522.45/30/RGB	75,50
43	6W	A4522.45/40/XW	624	79,00	A4522.45/40/WW	660	79,00	A4522.45/40/W	736	79,00	A4522.45/40/RGB	83,00
53	7,5W	4522.45/XW	780	86,00	4522.45/WW	825	86,00	4522.45/W	920	86,00	A4522.45/50/RGB	88,50
63	9W	A4522.45/60/XW	936	91,00	A4522.45/60/WW	990	91,00	A4522.45/60/W	1104	91,00	A4522.45/60/RGB	96,00
73	10,5W	A4522.45/70/XW	1092	97,00	A4522.45/70/WW	1155	97,00	A4522.45/70/W	1288	97,00	A4522.45/70/RGB	101,50
83	12W	4523.45/XW	1248	104,00	4523.45/WW	1320	104,00	4523.45/W	1472	104,00	A4522.45/80/RGB	108,00
93	13,5W	A4522.45/90/XW	1404	109,50	A4522.45/90/WW	1485	109,50	A4522.45/90/W	1656	109,50	A4522.45/90/RGB	117,00
103	15W	A4522.45/100/XW	1560	115,50	A4522.45/100/WW	1650	115,50	A4522.45/100/W	1840	115,50	A4522.45/100/RGB	122,00
113	16,5W	A4522.45/110/XW	1716	121,50	A4522.45/110/WW	1815	121,50	A4522.45/110/W	2024	121,50	A4522.45/110/RGB	127,50
123	18W	A4522.45/120/XW	1872	127,50	A4522.45/120/WW	1980	127,50	A4522.45/120/W	2208	127,50	A4522.45/120/RGB	132,50
133	19,5W	A4522.45/130/XW	2028	133,50	A4522.45/130/WW	2145	133,50	A4522.45/130/W	2392	133,50	A4522.45/130/RGB	138,00
143	21W	A4522.45/140/XW	2184	140,00	A4522.45/140/WW	2310	140,00	A4522.45/140/W	2576	140,00	A4522.45/140/RGB	145,50
153	22,5W	A4522.45/150/XW	2340	146,00	A4522.45/150/WW	2475	146,00	A4522.45/150/W	2760	146,00	A4522.45/150/RGB	153,50
163	24W	A4522.45/160/XW	2496	152,00	A4522.45/160/WW	2640	152,00	A4522.45/160/W	2944	152,00	A4522.45/160/RGB	158,50
173	25,5W	A4522.45/170/XW	2652	158,00	A4522.45/170/WW	2805	158,00	A4522.45/170/W	3128	158,00	A4522.45/170/RGB	163,50
183	27W	A4522.45/180/XW	2808	164,50	A4522.45/180/WW	2970	164,50	A4522.45/180/W	3312	164,50	A4522.45/180/RGB	171,50
193	28,5W	A4522.45/190/XW	2964	170,50	A4522.45/190/WW	3135	170,50	A4522.45/190/W	3496	170,50	A4522.45/190/RGB	177,00
203	30W	A4522.45/200/XW	3120	176,50	A4522.45/200/WW	3300	176,50	A4522.45/200/W	3680	176,50	A4522.45/200/RGB	184,50
213	31,5W	A4522.45/210/XW	3276	182,50	A4522.45/210/WW	3465	182,50	A4522.45/210/W	3864	182,50	A4522.45/210/RGB	190,00
223	33W	A4522.45/220/XW	3432	188,50	A4522.45/220/WW	3630	188,50	A4522.45/220/W	4048	188,50	A4522.45/220/RGB	197,50
233	34,5W	A4522.45/230/XW	3588	194,50	A4522.45/230/WW	3795	194,50	A4522.45/230/W	4232	194,50	A4522.45/230/RGB	203,00
243	36W	A4522.45/240/XW	3744	201,00	A4522.45/240/WW	3960	201,00	A4522.45/240/W	4416	201,00	A4522.45/240/RGB	208,00
253	37,5W	A4522.45/250/XW	3900	207,00	A4522.45/250/WW	4125	207,00	A4522.45/250/W	4600	207,00	A4522.45/250/RGB	218,50
263	39W	A4522.45/260/XW	4056	213,50	A4522.45/260/WW	4290	213,50	A4522.45/260/W	4784	213,50	A4522.45/260/RGB	223,50
273	40,5W	A4522.45/270/XW	4212	219,50	A4522.45/270/WW	4455	219,50	A4522.45/270/W	4968	219,50	A4522.45/270/RGB	231,50
283	42W	A4522.45/280/XW	4368	225,50	A4522.45/280/WW	4620	225,50	A4522.45/280/W	5152	225,50	A4522.45/280/RGB	239,00
293	43,5W	A4522.45/290/XW	4524	231,50	A4522.45/290/WW	4785	231,50	A4522.45/290/W	5336	231,50	A4522.45/290/RGB	244,50
303	45W	A4522.45/300/XW	4680	237,50	A4522.45/300/WW	4950	237,50	A4522.45/300/W	5520	237,50	A4522.45/300/RGB	252,00

Drivers

0155	Driver 24V - 13W	40,50	0162	Driver 24V - 150W	107,50	0717/DIM60/V	Dimmer 24V - 60W	80,50
0156	Driver 24V - 25W	41,50	0110/DIM	Dimmer 12/24V	121,00	1...10V		
0160	Driver 24V - 50W	77,50	0717/DIM60	Dimmer 24V - 60W	109,00	0717/DIM100	Dimmer 24V - 100W	130,00
0157	Driver 24V - 75W	88,50	PUSH	bALI		1...10V	PUSH	bALI
0161/100	Driver 24V - 100W	98,00				0115/EM	Emergency Unit	143,50

Optional



0131/S
Interruttore dimmer touch su richiesta, aggiungere **32,50 €** al prezzo dalla lampada.
 La lunghezza della lampada rimane invariata, l'interruttore riduce di 10 cm la linea di luce.
Touch dimmer switch on request, add **32,50 €** to the lamp price.
 The lamp length does not change, touch switch reduces 10 cm the light line.




0131/RV
Sensore di presenza su richiesta, aggiungere **52,00 €** al prezzo dalla lampada.
 La lunghezza della lampada rimane invariata, il sensore riduce di 10 cm la linea di luce.
Body detector on request, add **52,00 €** to the lamp price.
 The lamp length does not change, body detector reduces 10 cm the light line.





Drivers **RGB**

0164	Driver RGB 120W - IN: 230V - OUT: 3x24V	268,50	0163	IR sensor	36,50
0167	Driver RGB 22W - IN: 230V - OUT: 3x24V	72,00	0165	IR remote controller	58,50
			0166	Sync cable	12,00

Tabella lunghezze disponibili. Le misure si riferiscono alle lunghezze totali delle lampade.

Table of available lengths. Measures are referred to complete fixtures including closing heads.

cm	watt	2700K (XW)	lm	Prezzo: Price:		3000K (WW)	lm	Prezzo: Price:		4000K (W)	lm	Prezzo: Price:		RGB 	Prezzo: Price:
				€	€			€	€			€			
18	1,5W	A4536.33/18/XW	156	144,00		A4536.33/18/WW	165	144,00		A4536.33/18/W	184	144,00		A4536.33/18RGB	148,00
28	3W	A4536.33/28/XW	312	151,50		A4536.33/28/WW	330	151,50		A4536.33/28/W	368	151,50		A4536.33/28RGB	151,50
38	4,5W	A4536.33/38/XW	468	159,50		A4536.33/38/WW	495	159,50		A4536.33/38/W	552	159,50		A4536.33/38RGB	164,00
48	6W	A4536.33/48/XW	624	167,00		A4536.33/48/WW	660	167,00		A4536.33/48/W	736	167,00		A4536.33/48RGB	177,00
58	7,5W	4536.33/XW	780	178,50		4536.33/WW	825	178,50		4536.33/W	920	178,50		4538.33	187,00
68	9W	A4536.33/68/XW	936	182,00		A4536.33/68/WW	990	182,00		A4536.33/68/W	1104	182,00		A4536.33/68RGB	192,50
78	10,5W	A4536.33/78/XW	1092	190,00		A4536.33/78/WW	1155	190,00		A4536.33/78/W	1288	190,00		A4536.33/78RGB	197,50
88	12W	A4536.33/88/XW	1248	197,50		A4536.33/88/WW	1320	197,50		A4536.33/88/W	1472	197,50		A4536.33/88RGB	205,50
98	13,5W	A4536.33/98/XW	1404	205,50		A4536.33/98/WW	1485	205,50		A4536.33/98/W	1656	205,50		A4536.33/98RGB	213,00
108	15W	A4536.33/108/XW	1560	215,50		A4536.33/108/WW	1650	215,50		A4536.33/108/W	1840	215,50		A4536.33/108RGB	223,50
118	16,5W	4537.33/XW	1716	229,00		4537.33/WW	1815	229,00		4537.33/W	2024	229,00		4539.33	244,50
128	18W	A4536.33/128/XW	1872	231,00		A4536.33/128/WW	1980	231,00		A4536.33/128/W	2208	231,00		A4536.33/128RGB	239,00
138	19,5W	A4536.33/138/XW	2028	239,00		A4536.33/138/WW	2145	239,00		A4536.33/138/W	2392	239,00		A4536.33/138RGB	247,00
148	21W	A4536.33/148/XW	2184	246,50		A4536.33/148/WW	2310	246,50		A4536.33/148/W	2576	246,50		A4536.33/148RGB	255,00
158	22,5W	A4536.33/158/XW	2340	254,00		A4536.33/158/WW	2475	254,00		A4536.33/158/W	2760	254,00		A4536.33/158RGB	260,00
168	24W	A4536.33/168/XW	2496	262,00		A4536.33/168/WW	2640	262,00		A4536.33/168/W	2944	262,00		A4536.33/168RGB	270,50
178	25,5W	A4536.33/178/XW	2652	269,50		A4536.33/178/WW	2805	269,50		A4536.33/178/W	3128	269,50		A4536.33/178RGB	278,00
188	27W	A4536.33/188/XW	2808	277,50		A4536.33/188/WW	2970	277,50		A4536.33/188/W	3312	277,50		A4536.33/188RGB	286,00
198	28,5W	A4536.33/198/XW	2964	285,00		A4536.33/198/WW	3135	285,00		A4536.33/198/W	3496	285,00		A4536.33/198RGB	288,50
208	30W	A4536.33/208/XW	3120	293,00		A4536.33/208/WW	3300	293,00		A4536.33/208/W	3680	293,00		A4536.33/208RGB	299,00
218	31,5W	A4536.33/218/XW	3276	303,00		A4536.33/218/WW	3465	303,00		A4536.33/218/W	3864	303,00		A4536.33/218RGB	309,50
228	33W	A4536.33/228/XW	3432	310,50		A4536.33/228/WW	3630	310,50		A4536.33/228/W	4048	310,50		A4536.33/228RGB	314,50
238	34,5W	A4536.33/238/XW	3588	318,50		A4536.33/238/WW	3795	318,50		A4536.33/238/W	4232	318,50		A4536.33/238RGB	330,00
248	36W	A4536.33/248/XW	3744	326,00		A4536.33/248/WW	3960	326,00		A4536.33/248/W	4416	326,00		A4536.33/248RGB	338,00
258	37,5W	A4536.33/258/XW	3900	334,00		A4536.33/258/WW	4125	334,00		A4536.33/258/W	4600	334,00		A4536.33/258RGB	353,50
268	39W	A4536.33/268/XW	4056	342,00		A4536.33/268/WW	4290	342,00		A4536.33/268/W	4784	342,00		A4536.33/268RGB	364,00
278	40,5W	A4536.33/278/XW	4212	349,50		A4536.33/278/WW	4455	349,50		A4536.33/278/W	4968	349,50		A4536.33/278RGB	374,50
288	42W	A4536.33/288/XW	4368	357,00		A4536.33/288/WW	4620	357,00		A4536.33/288/W	5152	357,00		A4536.33/288RGB	385,00
298	43,5W	A4536.33/298/XW	4524	364,50		A4536.33/298/WW	4785	364,50		A4536.33/298/W	5336	364,50		A4536.33/298RGB	395,00

Drivers			
0155	Driver 24V - 13W	40,50	
0156	Driver 24V - 25W	41,50	
0160	Driver 24V - 50W	77,50	
0157	Driver 24V - 75W	88,50	
0161/100	Driver 24V - 100W	98,00	
0162	Driver 24V - 150W	107,50	
0110/DIM	Dimmer 12/24V	121,00	
0717/DIM60	Dimmer 24V - 60W	109,00	 
0717/DIM60/V	Dimmer 24V - 60W	80,50	1...10V
0717/DIM100	Dimmer 24V - 100W	130,00	1...10V  
0115/EM	Emergency Unit	143,50	


Drivers 			
0164	Driver RGB 120W - IN: 230V - OUT: 3x24V	268,50	
0167	Driver RGB 22W - IN: 230V - OUT: 3x24V	72,00	
0163	IR sensor	36,50	
0165	IR remote controller	58,50	
0166	Sync cable	12,00	

Tabella lunghezze disponibili. Le misure si riferiscono alle lunghezze totali delle lampade, modularità 10 cm.

Table of available lengths. Measures are referred to complete fixtures including closing heads, modularity every 10 cm.

cm	watt	2700K (XW)			3000K (WW)			4000K (W)		
		A4515 * /10/XW	lm	Prezzo: Price: €	A4515 * /10/WW	lm	Prezzo: Price: €	A4515 * /10/W	lm	Prezzo: Price: €
15	1W	A4515 * /10/XW	96	64,50	A4515 * /10/WW	102	64,50	A4515 * /10/W	108	64,50
25	1,9W	A4515 * /20/XW	192	69,50	A4515 * /20/WW	204	69,50	A4515 * /20/W	216	69,50
35	2,9W	A4515 * /30/XW	288	74,50	A4515 * /30/WW	306	74,50	A4515 * /30/W	324	74,50
45	3,8W	A4515 * /40/XW	384	80,00	A4515 * /40/WW	408	80,00	A4515 * /40/W	432	80,00
55	4,8W	A4515 * /50/XW	480	85,50	A4515 * /50/WW	510	85,50	A4515 * /50/W	540	85,50
65	5,8W	A4515 * /60/XW	576	90,50	A4515 * /60/WW	612	90,50	A4515 * /60/W	648	90,50
75	6,7W	A4515 * /70/XW	672	96,00	A4515 * /70/WW	714	96,00	A4515 * /70/W	756	96,00
85	7,7W	A4515 * /80/XW	768	101,00	A4515 * /80/WW	816	101,00	A4515 * /80/W	864	101,00
95	8,6W	A4515 * /90/XW	864	106,50	A4515 * /90/WW	918	106,50	A4515 * /90/W	972	106,50
105	9,6W	4515 * /XW	960	113,50	4515 * /WW	1020	113,50	4515 * /W	1080	113,50
115	10,6W	A4515 * /110/XW	1056	119,00	A4515 * /110/WW	1122	119,00	A4515 * /110/W	1188	119,00
125	11,5W	A4515 * /120/XW	1152	124,00	A4515 * /120/WW	1224	124,00	A4515 * /120/W	1296	124,00
135	12,5W	A4515 * /130/XW	1248	129,50	A4515 * /130/WW	1326	129,50	A4515 * /130/W	1404	129,50
145	13,4W	A4515 * /140/XW	1344	135,00	A4515 * /140/WW	1428	135,00	A4515 * /140/W	1512	135,00
155	14,4W	A4515 * /150/XW	1440	140,00	A4515 * /150/WW	1530	140,00	A4515 * /150/W	1620	140,00
165	15,4W	A4515 * /160/XW	1536	145,50	A4515 * /160/WW	1632	145,50	A4515 * /160/W	1728	145,50
175	16,3W	A4515 * /170/XW	1632	150,50	A4515 * /170/WW	1734	150,50	A4515 * /170/W	1836	150,50
185	17,3W	A4515 * /180/XW	1728	156,00	A4515 * /180/WW	1836	156,00	A4515 * /180/W	1944	156,00
195	18,2W	A4515 * /190/XW	1824	161,50	A4515 * /190/WW	1938	161,50	A4515 * /190/W	2052	161,50
205	19,2W	A4515 * /200/XW	1920	166,50	A4515 * /200/WW	2040	166,50	A4515 * /200/W	2160	166,50
215	20,2W	A4515 * /210/XW	2016	172,00	A4515 * /210/WW	2142	172,00	A4515 * /210/W	2268	172,00
225	21,1W	A4515 * /220/XW	2112	177,50	A4515 * /220/WW	2244	177,50	A4515 * /220/W	2376	177,50
235	22,1W	A4515 * /230/XW	2208	182,50	A4515 * /230/WW	2346	182,50	A4515 * /230/W	2484	182,50
245	23W	A4515 * /240/XW	2304	188,00	A4515 * /240/WW	2448	188,00	A4515 * /240/W	2592	188,00
255	24W	A4515 * /250/XW	2400	193,00	A4515 * /250/WW	2550	193,00	A4515 * /250/W	2700	193,00
265	25W	A4515 * /260/XW	2496	198,50	A4515 * /260/WW	2652	198,50	A4515 * /260/W	2808	198,50
275	25,9W	A4515 * /270/XW	2592	204,00	A4515 * /270/WW	2754	204,00	A4515 * /270/W	2916	204,00
285	26,9W	A4515 * /280/XW	2688	209,00	A4515 * /280/WW	2856	209,00	A4515 * /280/W	3024	209,00
295	27,8W	A4515 * /290/XW	2784	214,50	A4515 * /290/WW	2958	214,50	A4515 * /290/W	3132	214,50
305	28,8W	A4515 * /300/XW	2880	219,50	A4515 * /300/WW	3060	219,50	A4515 * /300/W	3240	219,50

* Finiture - Finishes **01** Bianco - White **45** Alluminio anodizzato - Anodized aluminum

Drivers

0155 Driver 24V - 13W	40,50	0162 Driver 24V - 150W	107,50	0717/DIM60/V Dimmer 24V - 60W	80,50
0156 Driver 24V - 25W	41,50	0110/DIM Dimmer 12/24V	121,00	1...10V	
0160 Driver 24V - 50W	77,50	0717/DIM60 Dimmer 24V - 60W	109,00	0717/DIM100 Dimmer 24V - 100W	130,00
0157 Driver 24V - 75W	88,50	PUSH DALI		1...10V PUSH DALI	
0161/100 Driver 24V - 100W	98,00			0115/EM Emergency Unit	143,50

Optional



0131/S
Interruttore dimmer touch su richiesta, aggiungere **32,50 €** al prezzo dalla lampada.
 La lunghezza della lampada rimane invariata, l'interruttore riduce di 10 cm la linea di luce.
*Touch dimmer switch on request, add 32,50 € to the lamp price.
 The lamp length does not change, touch switch reduces 10 cm the light line.*



0131/RV
Sensore di presenza su richiesta, aggiungere **52,00 €** al prezzo dalla lampada.
 La lunghezza della lampada rimane invariata, il sensore riduce di 10 cm la linea di luce.
*Body detector on request, add 52,00 € to the lamp price.
 The lamp length does not change, body detector reduces 10 cm the light line.*

Tabella lunghezze disponibili. Le misure si riferiscono alle lunghezze totali delle lampade, modularità 10 cm

Table of available lengths. Measures are referred to complete fixtures including closing heads, modularity every 10 cm

cm	watt	2700K (XW)	lm	Prezzo: Price: €	3000K (WW)	lm	Prezzo: Price: €	4000K (W)	lm	Prezzo: Price: €
12,5	1,5W	A4520.45/10/XW	156	60,50	A4520.45/10/WW	165	60,50	A4520.45/10/W	184	60,50
22,5	3W	A4520.45/20/XW	312	66,50	A4520.45/20/WW	330	66,50	A4520.45/20/W	368	66,50
32,5	4,5W	A4520.45/30/XW	468	72,50	A4520.45/30/WW	495	72,50	A4520.45/30/W	552	72,50
42,5	6W	A4520.45/40/XW	624	79,00	A4520.45/40/WW	660	79,00	A4520.45/40/W	736	79,00
52,5	7,5W	A4520.45/50/XW	780	85,00	A4520.45/50/WW	825	85,00	A4520.45/50/W	920	85,00
62,5	9W	A4520.45/60/XW	936	91,50	A4520.45/60/WW	990	91,50	A4520.45/60/W	1104	91,50
72,5	10,5W	A4520.45/70/XW	1092	97,50	A4520.45/70/WW	1155	97,50	A4520.45/70/W	1288	97,50
82,5	12W	A4520.45/80/XW	1248	104,00	A4520.45/80/WW	1320	104,00	A4520.45/80/W	1472	104,00
92,5	13,5W	A4520.45/90/XW	1404	110,00	A4520.45/90/WW	1485	110,00	A4520.45/90/W	1656	110,00
102,5	15W	4520.45/XW	1560	116,50	4520.45/WW	1650	116,50	4520.45/W	1840	116,50
112,5	16,5W	A4520.45/110/XW	1716	122,50	A4520.45/110/WW	1815	122,50	A4520.45/110/W	2024	122,50
122,5	18W	A4520.45/120/XW	1872	129,00	A4520.45/120/WW	1980	129,00	A4520.45/120/W	2208	129,00
132,5	19,5W	A4520.45/130/XW	2028	135,50	A4520.45/130/WW	2145	135,50	A4520.45/130/W	2392	135,50
142,5	21W	A4520.45/140/XW	2184	141,50	A4520.45/140/WW	2310	141,50	A4520.45/140/W	2576	141,50
152,5	22,5W	A4520.45/150/XW	2340	148,00	A4520.45/150/WW	2475	148,00	A4520.45/150/W	2760	148,00
162,5	24W	A4520.45/160/XW	2496	154,50	A4520.45/160/WW	2640	154,50	A4520.45/160/W	2944	154,50
172,5	25,5W	A4520.45/170/XW	2652	160,50	A4520.45/170/WW	2805	160,50	A4520.45/170/W	3128	160,50
182,5	27W	A4520.45/180/XW	2808	167,00	A4520.45/180/WW	2970	167,00	A4520.45/180/W	3312	167,00
192,5	28,5W	A4520.45/190/XW	2964	173,50	A4520.45/190/WW	3135	173,50	A4520.45/190/W	3496	173,50
202,5	30W	A4520.45/200/XW	3120	179,50	A4520.45/200/WW	3300	179,50	A4520.45/200/W	3680	179,50
212,5	31,5W	A4520.45/210/XW	3276	185,50	A4520.45/210/WW	3465	185,50	A4520.45/210/W	3864	185,50
222,5	33W	A4520.45/220/XW	3432	192,00	A4520.45/220/WW	3630	192,00	A4520.45/220/W	4048	192,00
232,5	34,5W	A4520.45/230/XW	3588	198,00	A4520.45/230/WW	3795	198,00	A4520.45/230/W	4232	198,00
242,5	36W	A4520.45/240/XW	3744	204,50	A4520.45/240/WW	3960	204,50	A4520.45/240/W	4416	204,50
252,5	37,5W	A4520.45/250/XW	3900	211,00	A4520.45/250/WW	4125	211,00	A4520.45/250/W	4600	211,00
262,5	39W	A4520.45/260/XW	4056	217,50	A4520.45/260/WW	4290	217,50	A4520.45/260/W	4784	217,50
272,5	40,5W	A4520.45/270/XW	4212	223,50	A4520.45/270/WW	4455	223,50	A4520.45/270/W	4968	223,50
282,5	42W	A4520.45/280/XW	4368	230,00	A4520.45/280/WW	4620	230,00	A4520.45/280/W	5152	230,00
292,5	43,5W	A4520.45/290/XW	4524	236,00	A4520.45/290/WW	4785	236,00	A4520.45/290/W	5336	236,00
302,5	45W	A4520.45/300/XW	4680	242,50	A4520.45/300/WW	4950	242,50	A4520.45/300/W	5520	242,50

Drivers

0155 Driver 24V - 13W	40,50	0162 Driver 24V - 150W	107,50	0717/DIM60/V Dimmer 24V - 60W	80,50
0156 Driver 24V - 25W	41,50	0110/DIM Dimmer 12/24V	121,00	1...10V	
0160 Driver 24V - 50W	77,50	0717/DIM60 Dimmer 24V - 60W	109,00	0717/DIM100 Dimmer 24V - 100W	130,00
0157 Driver 24V - 75W	88,50	PUSH DALI		1...10V PUSH DALI	
0161/100 Driver 24V - 100W	98,00			0115/EM Emergency Unit	143,50

Optional

0131/S

Interruttore dimmer touch su richiesta, aggiungere **32,50 €** al prezzo dalla lampada. La lunghezza della lampada rimane invariata, l'interruttore riduce di 10 cm la linea di luce.

Touch dimmer switch on request, add 32,50 € to the lamp price.

The lamp length does not change, touch switch reduces 10 cm the light line.


0131/RV

Sensore di presenza su richiesta, aggiungere **52,00 €** al prezzo dalla lampada.

La lunghezza della lampada rimane invariata, il sensore riduce di 10 cm la linea di luce.

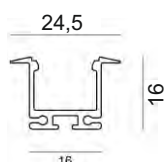
Body detector on request, add 52,00 € to the lamp price.

The lamp length does not change, body detector reduces 10 cm the light line.

Tabella lunghezze disponibili. Le misure si riferiscono alle lunghezze totali delle lampade, modularità 10 cm.

Table of available lengths. Measures are referred to complete fixtures including closing heads, modularity every 10 cm.

cm	watt	cm	2700K (XW)	lm	Prezzo: Price:		3000K (WW)	lm	Prezzo: Price:		4000K (W)	lm	Prezzo: Price:	
					€	€			€	€				
14,5	1W	13,5x1,6	A6661.01/10/XW	96	69,50		A6661.01/10/WW	102	69,50		A6661.01/10/W	108	69,50	
24,5	1,9W	23,5x1,6	A6661.01/20/XW	192	75,50		A6661.01/20/WW	204	75,50		A6661.01/20/W	216	75,50	
34,5	2,9W	33,5x1,6	A6661.01/30/XW	288	81,50		A6661.01/30/WW	306	81,50		A6661.01/30/W	324	81,50	
44,5	3,8W	43,5x1,6	A6661.01/40/XW	384	88,50		A6661.01/40/WW	408	88,50		A6661.01/40/W	432	88,50	
54,5	4,8W	53,5x1,6	A6661.01/50/XW	480	94,00		A6661.01/50/WW	510	94,00		A6661.01/50/W	540	94,00	
64,5	5,8W	63,5x1,6	A6661.01/60/XW	576	100,50		A6661.01/60/WW	612	100,50		A6661.01/60/W	648	100,50	
74,5	6,7W	73,5x1,6	A6661.01/70/XW	672	106,50		A6661.01/70/WW	714	106,50		A6661.01/70/W	756	106,50	
84,5	7,7W	83,5x1,6	A6661.01/80/XW	768	112,00		A6661.01/80/WW	816	112,00		A6661.01/80/W	864	112,00	
94,5	8,6W	93,5x1,6	A6661.01/90/XW	864	117,00		A6661.01/90/WW	918	117,00		A6661.01/90/W	972	117,00	
104,5	9,6W	103,5x1,6	6661.01/XW	960	126,00		6661.01/WW	1020	126,00		6661.01/W	1080	126,00	
114,5	10,6W	113,5x1,6	A6661.01/110/XW	1056	130,00		A6661.01/110/WW	1122	130,00		A6661.01/110/W	1188	130,00	
124,5	11,5W	123,5x1,6	A6661.01/120/XW	1152	135,00		A6661.01/120/WW	1224	135,00		A6661.01/120/W	1296	135,00	
134,5	12,5W	133,5x1,6	A6661.01/130/XW	1248	143,00		A6661.01/130/WW	1326	143,00		A6661.01/130/W	1404	143,00	
144,5	13,4W	143,5x1,6	A6661.01/140/XW	1344	148,00		A6661.01/140/WW	1428	148,00		A6661.01/140/W	1512	148,00	
154,5	14,4W	153,5x1,6	A6661.01/150/XW	1440	156,00		A6661.01/150/WW	1530	156,00		A6661.01/150/W	1620	156,00	
164,5	15,4W	163,5x1,6	A6661.01/160/XW	1536	161,00		A6661.01/160/WW	1632	161,00		A6661.01/160/W	1728	161,00	
174,5	16,3W	173,5x1,6	A6661.01/170/XW	1632	166,50		A6661.01/170/WW	1734	166,50		A6661.01/170/W	1836	166,50	
184,5	17,3W	183,5x1,6	A6661.01/180/XW	1728	171,50		A6661.01/180/WW	1836	171,50		A6661.01/180/W	1944	171,50	
194,5	18,2W	193,5x1,6	A6661.01/190/XW	1824	179,50		A6661.01/190/WW	1938	179,50		A6661.01/190/W	2052	179,50	
204,5	19,2W	203,5x1,6	A6661.01/200/XW	1920	187,00		A6661.01/200/WW	2040	187,00		A6661.01/200/W	2160	187,00	
214,5	20,2W	213,5x1,6	A6661.01/210/XW	2016	192,50		A6661.01/210/WW	2142	192,50		A6661.01/210/W	2268	192,50	
224,5	21,1W	223,5x1,6	A6661.01/220/XW	2112	197,50		A6661.01/220/WW	2244	197,50		A6661.01/220/W	2376	197,50	
234,5	22,1W	233,5x1,6	A6661.01/230/XW	2208	204,50		A6661.01/230/WW	2346	204,50		A6661.01/230/W	2484	204,50	
244,5	23W	243,5x1,6	A6661.01/240/XW	2304	210,50		A6661.01/240/WW	2448	210,50		A6661.01/240/W	2592	210,50	
254,5	24W	253,5x1,6	A6661.01/250/XW	2400	216,00		A6661.01/250/WW	2550	216,00		A6661.01/250/W	2700	216,00	
264,5	25W	263,5x1,6	A6661.01/260/XW	2496	222,50		A6661.01/260/WW	2652	222,50		A6661.01/260/W	2808	222,50	
274,5	25,9W	273,5x1,6	A6661.01/270/XW	2592	229,00		A6661.01/270/WW	2754	229,00		A6661.01/270/W	2916	229,00	
284,5	26,9W	283,5x1,6	A6661.01/280/XW	2688	234,00		A6661.01/280/WW	2856	234,00		A6661.01/280/W	3024	234,00	
294,5	27,8W	293,5x1,6	A6661.01/290/XW	2784	242,00		A6661.01/290/WW	2958	242,00		A6661.01/290/W	3132	242,00	
304,5	28,8W	303,5x1,6	A6661.01/300/XW	2880	247,00		A6661.01/300/WW	3060	247,00		A6661.01/300/W	3240	247,00	



0244/CLIP/INT 1 Clip di fissaggio - 1 fixing clip	2,00
0244/SPR/INT 1 Molla di fissaggio cartongesso - 1 fixing spring	4,40

Optional

9985/I

Su richiesta sono disponibili soluzioni angolari a 90°
Supplemento 13,00 €

90° angled options are available on request.
Additional cost 13,00 €

Drivers

0155 Driver 24V - 13W	40,50	0162 Driver 24V - 150W	107,50	0717/DIM60/V Dimmer 24V - 60W	80,50
0156 Driver 24V - 25W	41,50	0110/DIM Dimmer 12/24V	121,00	1...10V	
0160 Driver 24V - 50W	77,50	0717/DIM60 Dimmer 24V - 60W	109,00	0717/DIM100 Dimmer 24V - 100W	130,00
0157 Driver 24V - 75W	88,50	PUSH DALI		1...10V PUSH DALI	
0161/100 Driver 24V - 100W	98,00			0115/EM Emergency Unit	143,50

Optional



0131/S

Interruttore dimmer touch su richiesta, aggiungere **32,50 €** al prezzo dalla lampada. La lunghezza della lampada rimane invariata, l'interruttore riduce di 10 cm la linea di luce.

Touch dimmer switch on request, add **32,50 €** to the lamp price. The lamp length does not change, touch switch reduces 10 cm the light line.



0131/RV

Sensore di presenza su richiesta, aggiungere **52,00 €** al prezzo dalla lampada. La lunghezza della lampada rimane invariata, il sensore riduce di 10 cm la linea di luce.

Body detector on request, add **52,00 €** to the lamp price. The lamp length does not change, body detector reduces 10 cm the light line.

Tabella lunghezze disponibili. Le misure si riferiscono alle lunghezze totali delle lampade comprese di tappi terminali, modularità 10 cm.

N.B. senza tappi: - 1 cm.

Table of available lengths. Measures are referred to complete fixtures including closing heads, modularity every 10 cm.

Attention: Without closing heads: - 1 cm.

cm	watt	L cm	Prezzo: Price:			Prezzo: Price:			Prezzo: Price:			€	
			2700K (XW)	lm	€	3000K (WW)	lm	€	4000K (W)	lm	€		RGB
12	1,5W	11,5x2,2	A6615.01/10/XW	156	61,50	A6615.01/10/WW	165	61,50	A6615.01/10/W	184	61,50	A6615.01/10/RGB	73,00
22	3W	21,5x2,2	A6615.01/20/XW	312	68,50	A6615.01/20/WW	330	68,50	A6615.01/20/W	368	68,50	A6615.01/20/RGB	80,50
32	4,5W	31,5x2,2	A6615.01/30/XW	468	75,50	A6615.01/30/WW	495	75,50	A6615.01/30/W	552	75,50	A6615.01/30/RGB	73,00
42	6W	41,5x2,2	A6615.01/40/XW	624	91,00	A6615.01/40/WW	660	91,00	A6615.01/40/W	736	91,00	A6615.01/40/RGB	96,00
52	7,5W	51,5x2,2	A6615.01/50/XW	780	97,00	A6615.01/50/WW	825	97,00	A6615.01/50/W	920	97,00	A6615.01/50/RGB	101,50
62	9W	61,5x2,2	A6615.01/60/XW	936	104,00	A6615.01/60/WW	990	104,00	A6615.01/60/W	1104	104,00	A6615.01/60/RGB	114,50
72	10,5W	71,5x2,2	A6615.01/70/XW	1092	112,00	A6615.01/70/WW	1155	112,00	A6615.01/70/W	1288	112,00	A6615.01/70/RGB	119,00
82	12W	81,5x2,2	A6615.01/80/XW	1248	118,00	A6615.01/80/WW	1320	118,00	A6615.01/80/W	1472	118,00	A6615.01/80/RGB	126,50
92	13,5W	91,5x2,2	A6615.01/90/XW	1404	125,00	A6615.01/90/WW	1485	125,00	A6615.01/90/W	1656	125,00	A6615.01/90/RGB	138,00
102	15W	101,5x2,2	6615.01/XW	1560	132,00	6615.01/WW	1650	132,00	6615.01/W	1840	132,00	6617.01	140,50
112	16,5W	111,5x2,2	A6615.01/110/XW	1716	139,00	A6615.01/110/WW	1815	139,00	A6615.01/110/W	2024	139,00	A6615.01/110/RGB	145,50
122	18W	121,5x2,2	A6615.01/120/XW	1872	145,50	A6615.01/120/WW	1980	145,50	A6615.01/120/W	2208	145,50	A6615.01/120/RGB	153,50
132	19,5W	131,5x2,2	A6615.01/130/XW	2028	156,00	A6615.01/130/WW	2145	156,00	A6615.01/130/W	2392	156,00	A6615.01/130/RGB	166,50
142	21W	141,5x2,2	A6615.01/140/XW	2184	160,00	A6615.01/140/WW	2310	160,00	A6615.01/140/W	2576	160,00	A6615.01/140/RGB	166,50
152	22,5W	151,5x2,2	6616.01/XW	2340	173,50	6616.01/WW	2475	173,50	6616.01/W	2760	173,50	6618.01	187,00
162	24W	161,5x2,2	A6615.01/160/XW	2496	181,00	A6615.01/160/WW	2640	181,00	A6615.01/160/W	2944	181,00	A6615.01/160/RGB	190,00
172	25,5W	171,5x2,2	A6615.01/170/XW	2652	187,00	A6615.01/170/WW	2805	187,00	A6615.01/170/W	3128	187,00	A6615.01/170/RGB	203,00
182	27W	181,5x2,2	A6615.01/180/XW	2808	194,50	A6615.01/180/WW	2970	194,50	A6615.01/180/W	3312	194,50	A6615.01/180/RGB	208,00
192	28,5W	191,5x2,2	A6615.01/190/XW	2964	202,50	A6615.01/190/WW	3135	202,50	A6615.01/190/W	3496	202,50	A6615.01/190/RGB	221,00
202	30W	201,5x2,2	A6615.01/200/XW	3120	208,00	A6615.01/200/WW	3300	208,00	A6615.01/200/W	3680	208,00	A6615.01/200/RGB	223,50
212	31,5W	211,5x2,2	A6615.01/210/XW	3276	216,00	A6615.01/210/WW	3465	216,00	A6615.01/210/W	3864	216,00	A6615.01/210/RGB	228,00
222	33W	221,5x2,2	A6615.01/220/XW	3432	222,50	A6615.01/220/WW	3630	222,50	A6615.01/220/W	4048	222,50	A6615.01/220/RGB	226,00
232	34,5W	231,5x2,2	A6615.01/230/XW	3588	229,50	A6615.01/230/WW	3795	229,50	A6615.01/230/W	4232	229,50	A6615.01/230/RGB	239,00
242	36W	241,5x2,2	A6615.01/240/XW	3744	236,50	A6615.01/240/WW	3960	236,50	A6615.01/240/W	4416	236,50	A6615.01/240/RGB	249,50
252	37,5W	251,5x2,2	A6615.01/250/XW	3900	249,50	A6615.01/250/WW	4125	249,50	A6615.01/250/W	4600	249,50	A6615.01/250/RGB	268,00
262	39W	261,5x2,2	A6615.01/260/XW	4056	257,50	A6615.01/260/WW	4290	257,50	A6615.01/260/W	4784	257,50	A6615.01/260/RGB	260,50
272	40,5W	271,5x2,2	A6615.01/270/XW	4212	265,00	A6615.01/270/WW	4455	265,00	A6615.01/270/W	4968	265,00	A6615.01/270/RGB	278,00
282	42W	281,5x2,2	A6615.01/280/XW	4368	270,50	A6615.01/280/WW	4620	270,50	A6615.01/280/W	5152	270,50	A6615.01/280/RGB	286,00
292	43,5W	291,5x2,2	A6615.01/290/XW	4524	289,00	A6615.01/290/WW	4785	289,00	A6615.01/290/W	5336	289,00	A6615.01/290/RGB	307,00
302	45W	301,5x2,2	A6615.01/300/XW	4680	296,50	A6615.01/300/WW	4950	296,50	A6615.01/300/W	5520	296,50	A6615.01/300/RGB	322,50

Drivers

0155 Driver 24V - 13W	40,50	0162 Driver 24V - 150W	107,50	0717/DIM60/V Dimmer 24V - 60W	80,50
0156 Driver 24V - 25W	41,50	0110/DIM Dimmer 12/24V	121,00	1...10V	
0160 Driver 24V - 50W	77,50	0717/DIM60 Dimmer 24V - 60W	109,00	0717/DIM100 Dimmer 24V - 100W	130,00
0157 Driver 24V - 75W	88,50	PUSH ball		1...10V PUSH ball	
0161/100 Driver 24V - 100W	98,00			0115/EM Emergency Unit	143,50

Drivers RGB

0164 Driver RGB 120W - IN: 230V - OUT: 3x24V	268,50	0163 IR sensor	36,50
0167 Driver RGB 22W - IN: 230V - OUT: 3x24V	72,00	0165 IR remote controller	58,50
		0166 Sync cable	12,00

Accessories

Cassaforma per calcestruzzo - Wallbox for concrete


L	L cm	cm	
0210/100	101,8 cm	6x105x5	59,50
0210/150	151,8 cm	6x155x5	78,00
0210/200	201,8 cm	6x205x5	90,00
0210/300	301,8 cm	6x305x5	118,00



Profilo angolare opzionale per facilitare l'installazione nel cartongesso

Optional L shaped profile to ease installation into plasterboard

L	L cm	
0242/100	100 cm	4,50
0242/200	200 cm	10,00
0242/300	300 cm	12,50



Optional

9985/L

Su richiesta sono disponibili soluzioni angolari a 90°
Supplemento 13,00 €

90° angled options are available on request.
Additional cost 13,00 €



Tabella lunghezze disponibili. Le misure si riferiscono alle lunghezze totali delle lampade comprese di tappi terminali, modularità 10 cm.

N.B. senza tappi: - 1 cm.

Table of available lengths. Measures are referred to complete fixtures including closing heads, modularity every 10 cm.

Attention: Without closing heads: - 1 cm.

cm	watt	cm	2700K (XW)	lm	Prezzo: Price:		3000K (WW)	lm	Prezzo: Price:		4000K (W)	lm	Prezzo: Price:		RGB	Prezzo: Price:
					€	€			€	€						
12	1,8W	11,5x4,8	A6655.01/10/XW	189	75,50		A6655.01/10/WW	202	75,50		A6655.01/10/W	226	75,50		A6655.01/10/RGB	80,50
22	3,6W	21,5x4,8	A6655.01/20/XW	378	88,50		A6655.01/20/WW	404	88,50		A6655.01/20/W	452	88,50		A6655.01/20/RGB	93,50
32	5,4W	31,5x4,8	A6655.01/30/XW	567	101,50		A6655.01/30/WW	606	101,50		A6655.01/30/W	678	101,50		A6655.01/30/RGB	109,00
42	7,2W	41,5x4,8	A6655.01/40/XW	756	112,00		A6655.01/40/WW	808	112,00		A6655.01/40/W	904	112,00		A6655.01/40/RGB	119,50
52	9W	51,5x4,8	A6655.01/50/XW	945	119,50		A6655.01/50/WW	1010	119,50		A6655.01/50/W	1130	119,50		A6655.01/50/RGB	127,50
62	10,8W	61,5x4,8	A6655.01/60/XW	1134	130,00		A6655.01/60/WW	1212	130,00		A6655.01/60/W	1356	130,00		A6655.01/60/RGB	140,50
72	12,6W	71,5x4,8	A6655.01/70/XW	1323	140,50		A6655.01/70/WW	1414	140,50		A6655.01/70/W	1582	140,50		A6655.01/70/RGB	138,00
82	14,4W	81,5x4,8	A6655.01/80/XW	1512	148,00		A6655.01/80/WW	1616	148,00		A6655.01/80/W	1808	148,00		A6655.01/80/RGB	158,50
92	16,2W	91,5x4,8	A6655.01/90/XW	1701	158,50		A6655.01/90/WW	1818	158,50		A6655.01/90/W	2034	158,50		A6655.01/90/RGB	159,00
102	18W	101,5x4,8	6655.01/XW	1890	166,00		6655.01/WW	2020	166,00		6655.01/W	2260	166,00		6657.01	174,00
112	19,8W	111,5x4,8	A6655.01/110/XW	2079	182,00		A6655.01/110/WW	2222	182,00		A6655.01/110/W	2486	182,00		A6655.01/110/RGB	192,50
122	21,6W	121,5x4,8	A6655.01/120/XW	2268	192,50		A6655.01/120/WW	2424	192,50		A6655.01/120/W	2712	192,50		A6655.01/120/RGB	203,00
132	23,4W	131,5x4,8	A6655.01/130/XW	2457	203,00		A6655.01/130/WW	2626	203,00		A6655.01/130/W	2938	203,00		A6655.01/130/RGB	218,50
142	25,2W	141,5x4,8	A6655.01/140/XW	2646	210,50		A6655.01/140/WW	2828	210,50		A6655.01/140/W	3164	210,50		A6655.01/140/RGB	229,00
152	27W	151,5x4,8	6656.01/XW	2835	218,50		6656.01/WW	3030	218,50		6656.01/W	3390	218,50		6658.01	239,00
162	28,8W	161,5x4,8	A6655.01/160/XW	3024	234,00		A6655.01/160/WW	3232	234,00		A6655.01/160/W	3616	234,00		A6655.01/160/RGB	255,00
172	30,6W	171,5x4,8	A6655.01/170/XW	3213	249,50		A6655.01/170/WW	3434	249,50		A6655.01/170/W	3842	249,50		A6655.01/170/RGB	270,50
182	32,4W	181,5x4,8	A6655.01/180/XW	3402	260,00		A6655.01/180/WW	3636	260,00		A6655.01/180/W	4068	260,00		A6655.01/180/RGB	281,00
192	34,2W	191,5x4,8	A6655.01/190/XW	3591	270,50		A6655.01/190/WW	3838	270,50		A6655.01/190/W	4294	270,50		A6655.01/190/RGB	296,50
202	36W	201,5x4,8	A6655.01/200/XW	3780	281,00		A6655.01/200/WW	4040	281,00		A6655.01/200/W	4520	281,00		A6655.01/200/RGB	299,00
212	37,8W	211,5x4,8	A6655.01/210/XW	3969	288,50		A6655.01/210/WW	4242	288,50		A6655.01/210/W	4746	288,50		A6655.01/210/RGB	301,50
222	39,6W	221,5x4,8	A6655.01/220/XW	4158	301,50		A6655.01/220/WW	4444	301,50		A6655.01/220/W	4972	301,50		A6655.01/220/RGB	317,00
232	41,4W	231,5x4,8	A6655.01/230/XW	4347	309,50		A6655.01/230/WW	4646	309,50		A6655.01/230/W	5198	309,50		A6655.01/230/RGB	327,50
242	43,2W	241,5x4,8	A6655.01/240/XW	4536	320,00		A6655.01/240/WW	4848	320,00		A6655.01/240/W	5424	320,00		A6655.01/240/RGB	333,00
252	45W	251,5x4,8	A6655.01/250/XW	4725	335,50		A6655.01/250/WW	5050	335,50		A6655.01/250/W	5650	335,50		A6655.01/250/RGB	348,50
262	46,8W	261,5x4,8	A6655.01/260/XW	4914	343,00		A6655.01/260/WW	5252	343,00		A6655.01/260/W	5876	343,00		A6655.01/260/RGB	364,00
272	48,6W	271,5x4,8	A6655.01/270/XW	5103	359,00		A6655.01/270/WW	5454	359,00		A6655.01/270/W	6102	359,00		A6655.01/270/RGB	369,00
282	50,4W	281,5x4,8	A6655.01/280/XW	5292	374,50		A6655.01/280/WW	5656	374,50		A6655.01/280/W	6328	374,50		A6655.01/280/RGB	390,00
292	52,2W	291,5x4,8	A6655.01/290/XW	5481	382,00		A6655.01/290/WW	5858	382,00		A6655.01/290/W	6554	382,00		A6655.01/290/RGB	400,50
302	54W	301,5x4,8	A6655.01/300/XW	5670	385,00		A6655.01/300/WW	6060	385,00		A6655.01/300/W	6780	385,00		A6655.01/300/RGB	411,00

Drivers

0155 Driver 24V - 13W	40,50	0162 Driver 24V - 150W	107,50	0717/DIM60/V Dimmer 24V - 60W	80,50
0156 Driver 24V - 25W	41,50	0110/DIM Dimmer 12/24V	121,00	1...10V	
0160 Driver 24V - 50W	77,50	0717/DIM60 Dimmer 24V - 60W	109,00	0717/DIM100 Dimmer 24V - 100W	130,00
0157 Driver 24V - 75W	88,50	PUSH BALL		1...10V PUSH BALL	
0161/100 Driver 24V - 100W	98,00			0115/EM Emergency Unit	143,50


Drivers **RGB**

0164 Driver RGB 120W - IN: 230V - OUT: 3x24V	268,50	0163 IR sensor	36,50
0167 Driver RGB 22W - IN: 230V - OUT: 3x24V	72,00	0165 IR remote controller	58,50
		0166 Sync cable	12,00

Accessories

Profilo angolare opzionale per facilitare l'installazione nel cartongesso
Optional L shaped profile to ease installation into plasterboard

0242/100	100 cm	4,50
0242/200	200 cm	10,00
0242/300	300 cm	12,50



Optional

9985/L

Su richiesta sono disponibili soluzioni angolari a 90°
Supplemento 13,00 €

90° angled options are available on request
Additional cost 13,00 €



Tabella lunghezze disponibili. Le misure si riferiscono alle lunghezze totali delle lampade.

Table of available lengths. Measures are referred to complete fixtures including closing heads.

cm	watt	3000K (WW)	lm	Prezzo: Price: €	4000K (W)	lm	Prezzo: Price: €
14	1W	A6417.01/14/WW	102	142,00	A6417.01/14/W	108	142,00
24	1,9W	A6417.01/24/WW	204	155,50	A6417.01/24/W	216	155,50
34	2,9W	A6417.01/34/WW	306	169,50	A6417.01/34/W	324	169,50
44	3,8W	A6417.01/44/WW	408	179,50	A6417.01/44/W	432	179,50
54	4,8W	6417.01/WW	510	192,50	6417.01/W	540	192,50
64	5,8W	A6417.01/64/WW	612	209,50	A6417.01/64/W	648	209,50
74	6,7W	A6417.01/74/WW	714	224,50	A6417.01/74/W	756	224,50
84	7,7W	A6417.01/84/WW	816	235,00	A6417.01/84/W	864	235,00
94	8,6W	A6417.01/94/WW	918	247,00	A6417.01/94/W	972	247,00
104	9,6W	6418.01/WW	1020	264,00	6418.01/W	1080	264,00
114	10,6W	A6417.01/114/WW	1122	318,00	A6417.01/114/W	1188	318,00
124	11,5W	A6417.01/124/WW	1224	321,50	A6417.01/124/W	1296	321,50
134	12,5W	A6417.01/134/WW	1326	325,00	A6417.01/134/W	1404	325,00
144	13,4W	A6417.01/144/WW	1428	330,00	A6417.01/144/W	1512	330,00
154	14,4W	6419.01/WW	1530	333,00	6419.01/W	1620	333,00

Drivers

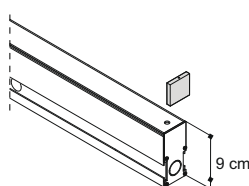
0033/IP Driver 24V - 14,4W	53,00	0161/100 Driver 24V - 100W	98,00	0717/DIM60/V Dimmer 24V - 60W	80,50
0034/IP Driver 24V - 70W	166,00	0162 Driver 24V - 150W	107,50	1...10V	
0155 Driver 24V - 13W	40,50	0110/DIM Dimmer 12/24V	121,00	0717/DIM100 Dimmer 24V - 100W	130,00
0156 Driver 24V - 25W	41,50	0717/DIM60 Dimmer 24V - 60W	109,00	1...10V PUSH ball	
0160 Driver 24V - 50W	77,50	PUSH ball		0115/EM Emergency Unit	143,50
0157 Driver 24V - 75W	88,50				

Accessories



Cassaforma di partenza con tappi ed elemento per manutenzione lampada

Starting recessed box with caps and element for lamp maintenance

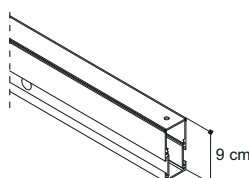


0298/54	55,1x4x9 cm	0,90 Kg	94,50
0298/104	105,1x4x9 cm	1,70 Kg	133,00
0298/154	155,1x4x9 cm	2,60 Kg	170,00
0298/308	309,1x4x9 cm	5,70 Kg	277,00



Cassaforma
I tappi di chiusura sono forniti con la cassaforma di partenza

*Recessed box
The end stoppers are included in the starting box*

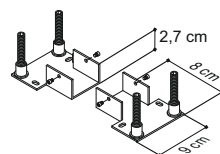


0299/54	54,1x4x9 cm	0,80 Kg	71,00
0299/104	104,1x4x9 cm	1,60 Kg	107,00
0299/154	155,1x4x9 cm	2,50 Kg	152,00
0299/308	308,1x4x9 cm	5,70 Kg	252,00



2 staffe di ancoraggio per cassaforma

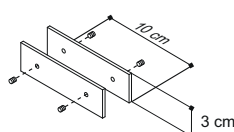
2 anchor brackets for recessed box



0295			40,50
-------------	--	--	--------------



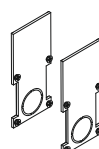
2 giunti per unione casseforme
2 joints for recessed box



0293/S			15,50
---------------	--	--	--------------



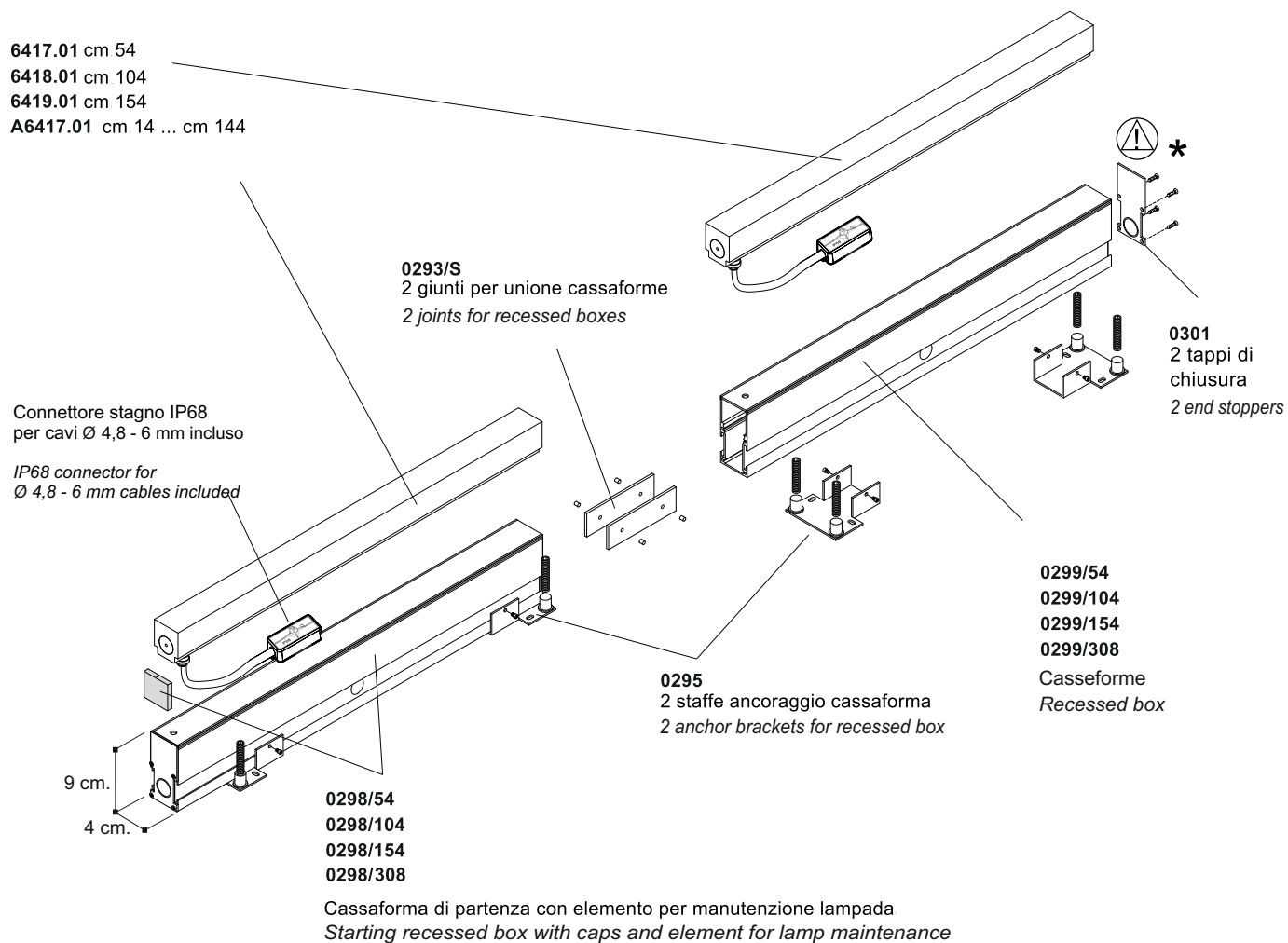
2 tappi di chiusura per cassaforma
2 end stoppers for recessed box



0301			24,50
-------------	--	--	--------------

Codifiche sistema Spook per la composizione di linee luminose continue.

Spook system codes to compose endless light lines.



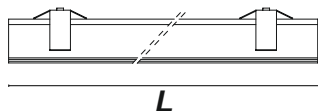
* I tappi di chiusura sono forniti con la cassaforma di partenza - End stoppers supplied with starting box

9985/S

Taglio cassaforma a misura: **supplemento 13,00 €**
Formwork cut to size: **additional cost 13,00 €**


<i>L</i> cm	watt	3000K (WW)	lm	Prezzo: Price: €	4000K (W)	lm	Prezzo: Price: €
* 56,5	12,5W	6650.01/WW	1840	289,50	6650.01/W	1930	250,00
84,5	18,8W	A6650.01/85/WW	2770	372,00	A6650.01/85/W	2910	372,00
112,5	25W	A6650.01/113/WW	3680	413,50	A6650.01/113/W	3860	413,50
140,5	31,3W	A6650.01/141/WW	4610	517,50	A6650.01/141/W	4840	517,50
168,5	37,5W	A6650.01/169/WW	5520	530,50	A6650.01/169/W	5790	530,50
196,5	43,8W	A6650.01/197/WW	6450	595,50	A6650.01/197/W	6770	595,50
224,5	50W	A6650.01/225/WW	7360	613,50	A6650.01/225/W	7720	613,50

A richiesta soluzioni dimmerabili - *Dimmable solutions on request*

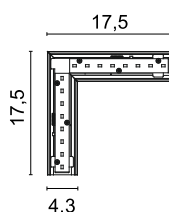


* Articolo standard a catalogo - *Standard catalogue item*

Accessories



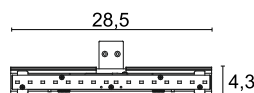
Angolo 90° - 90° Corner



0971.01/WW	LED 6,3W 930lm 3000K	234,00
0971.01/W	LED 6,3W 980lm 4000K	234,00



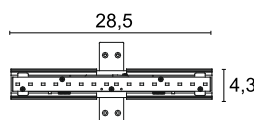
Giunzione a T - T joint



0972.01/WW	LED 6,3W 930lm 3000K	203,00
0972.01/W	LED 6,3W 980lm 4000K	203,00



Giunzione a croce - Cross joint




0973.01/WW	LED 6,3W 930lm 3000K	208,00
0973.01/W	LED 6,3W 980lm 4000K	208,00



Schermo diffusore in metacrilato satinato
Satin methacrylate diffuser

0845/100	L 100 cm	10,50
0845/200	L 200 cm	20,00
0845/300	L 300 cm	30,50



2 testate di chiusura - 2 closing heads

0290.01	8,50
----------------	-------------



Giunto con cavi - Connector with wires

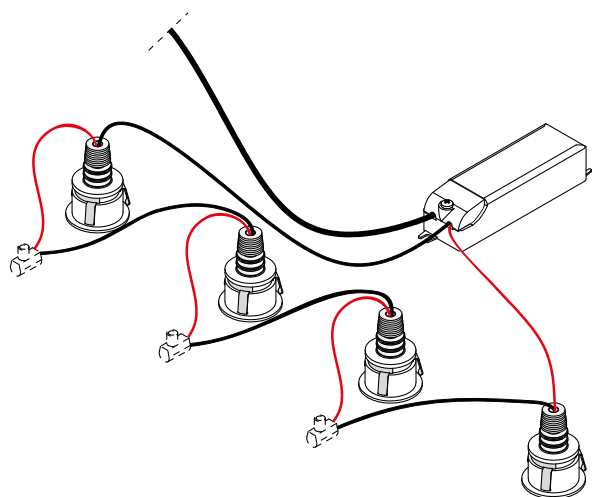
0291.01	24,00
----------------	--------------

INDICAZIONI GENERALI - GENERAL INFORMATION

I nostri LED di potenza devono essere alimentati a bassa tensione SOLO con corrente continua e collegati IN SERIE. I nostri alimentatori sono predisposti per questo collegamento.

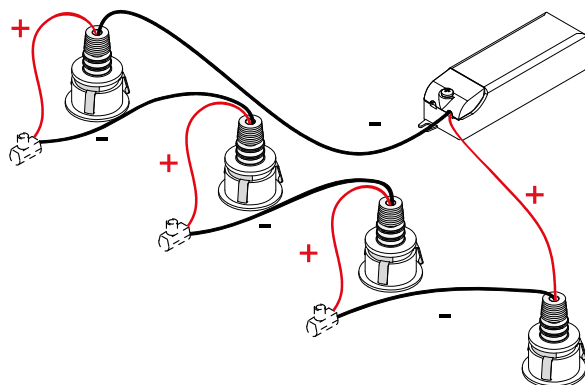
Our power LED must be powered ONLY with low voltage direct current ONLY IN SERIAL CONNECTION. Our converters are predisposed for this kind of connection.

Ingresso/input
220-240V AC 50/60Hz



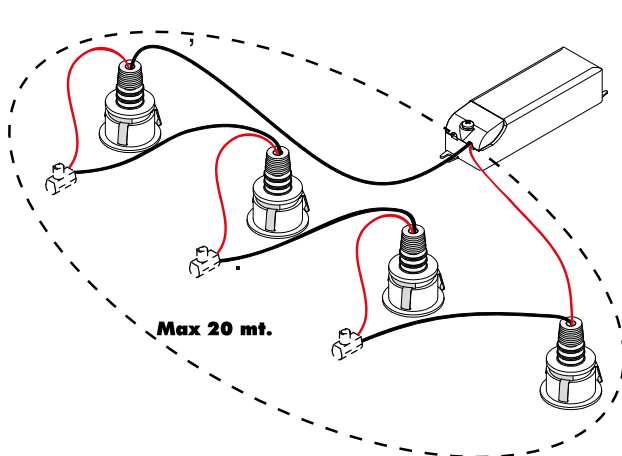
Rispettare le polarità nel collegamento elettrico per un corretto funzionamento.

Respect correct polarity when connecting.



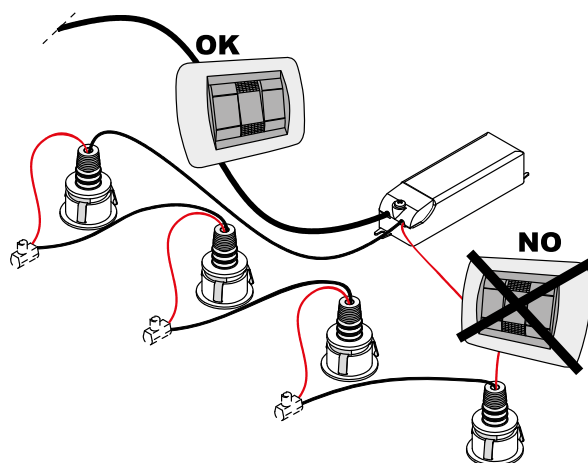
Si consiglia di non superare i 20 mt nella lunghezza dei cavi tra alimentatore e LED. Collegare tutti i faretto prima di alimentare il circuito.

We recommend not to exceed 20 mt of circuit length between converter and LED. Connect all elements before to give tension to the circuit.



E' vivamente sconsigliata l'installazione di interruttori tra alimentatore e led.

We strongly recommend to avoid installation of switches between converter and LED.



FUNZIONAMENTO COB A 24V - 24V COB OPERATION

Convertitore applicabile al modulo COB con ingresso in tensione costante e uscita in corrente costante 350mA (art. 0226) o 500mA (art. 0227).

Regolazione della luminosità mediante PUSH 1...10V.

Da utilizzare con i seguenti articoli:

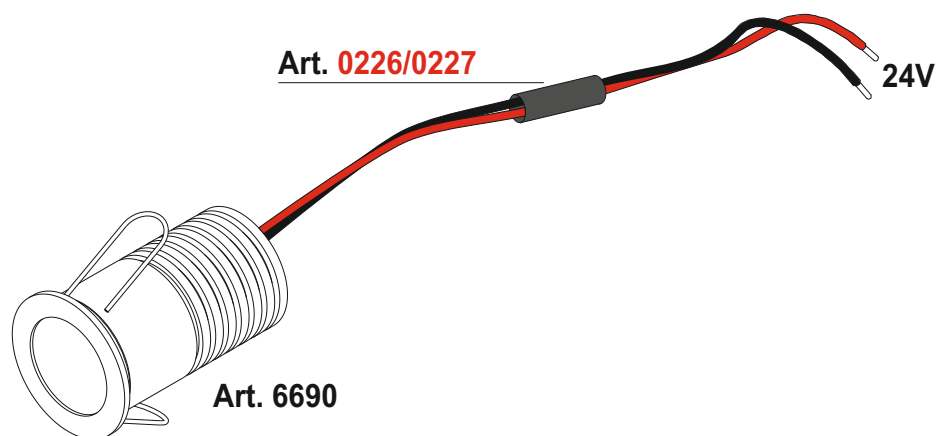
- 0107
- 0108
- Star
- Star medio
- Star maxi
- Star 0
- Dissy
- Newton
- Iris

Converter applicable to the COB module with constant voltage input and constant current 350mA (art. 0226) or 500mA (art. 0227).

Brightness adjustment via PUSH 1...10V.

For use with the following items:

- 0107
- 0108
- Star
- Star medio
- Star maxi
- Star 0
- Dissy
- Newton
- Iris



DIMMERAZIONE 1...10V & PUSH PER COB E POWER LED

1...10V & PUSH DIMMING FOR COB AND POWER LED

Alimentatori multipotenza forniti di dip-switch per la selezione della corrente in uscita.

Regolazione della luminosità 0-100% mediante funzione PUSH, interfaccia 1...10V.

Art. 0133 cavetto di sincronizzazione fornito separatamente; max 10 alimentatori sincronizzati, di cui uno solo comandato. **Non per 0141/DIM.**

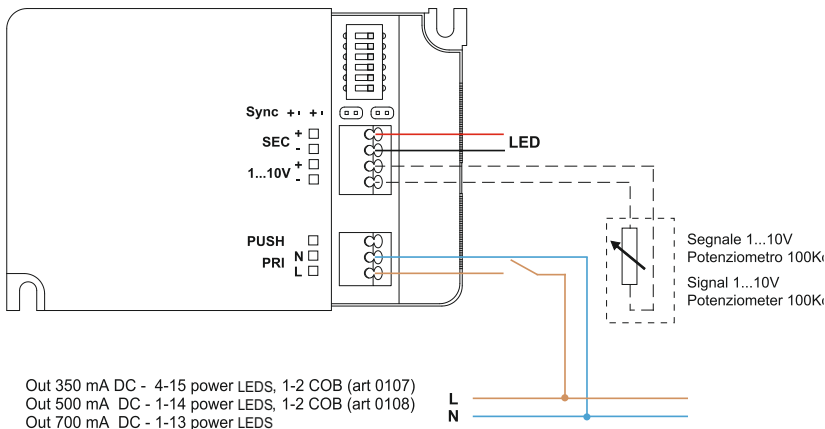
(1 Master + 9 Slaves)

Multi-power drivers supplied with dip-switch for selection of the output current.

Light regulation 0-100% by means of PUSH function, 1...10V interface.

Art. 0133 synchronization cable is sold separately, one commanded master driver can synchronize up to max. 9 slaves **Not for 0141/DIM.**

0129

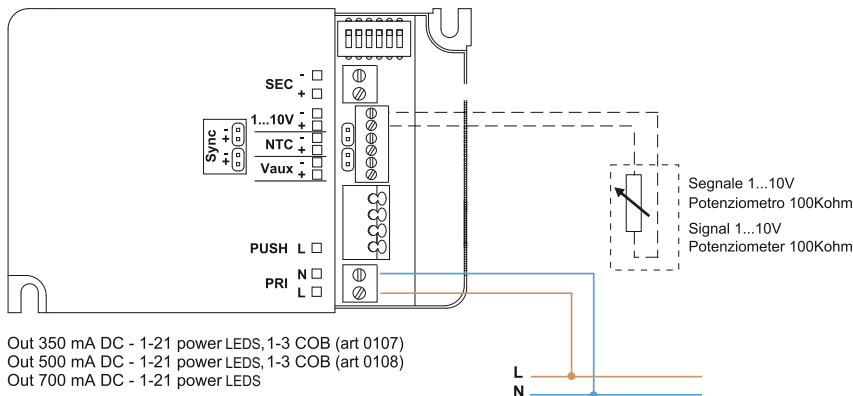


1...10V

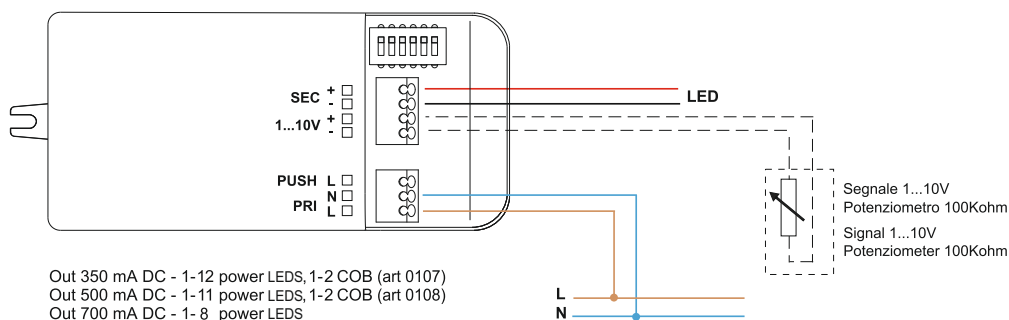
Per la regolazione mediante 1 10V il sistema è provvisto di morsetto specifico attivo.

For light regulation 1 10V the control systems are provided of active terminal connection.

0145



0141/DIM



PUSH

Regolazione della luminosità mediante la funzione PUSH

Una breve pressione per accendere e spegnere; una pressione prolungata per aumentare o diminuire l'intensità luminosa. La regolazione si ferma automaticamente ai valori minimi e massimi. Per un nuovo comando accensione, regolazione o spegnimento, rilasciare il pulsante e dare nuovamente il comando desiderato.

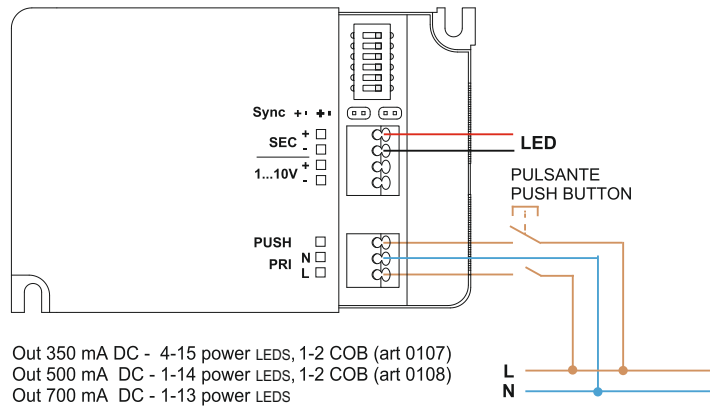
Attenzione: Usare solo pulsanti di tipo normalmente aperto privi di spia luminosa incorporata.

Light regulation by means of PUSH function

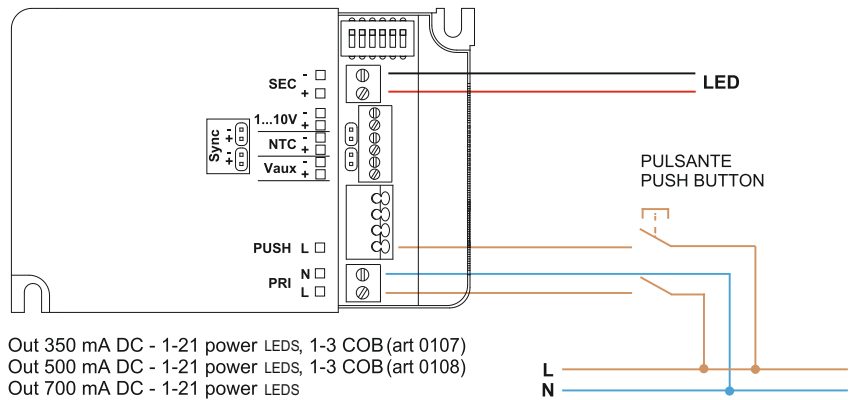
A short push to turn on and off; a longer push to increase or decrease light intensity. Regulation automatically stops at minimum and maximum values. For another on, regulation or off command, release the push button and give the desired command again.

Attention: only use normally open push buttons with no incorporated warning light.

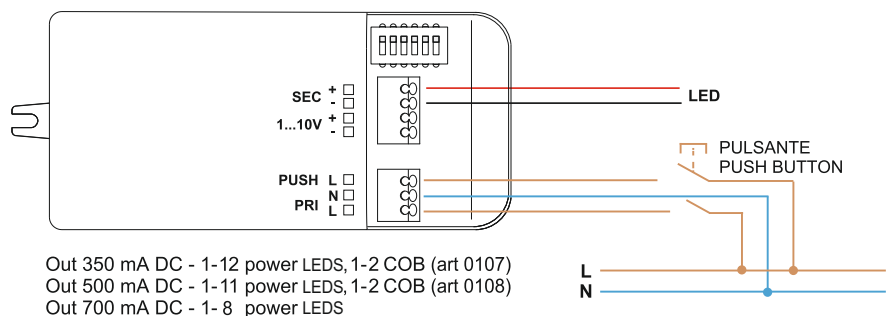
0129



0145



0141/DIM Versione PUSH non sincronizzabile - PUSH version not synchronizable



DIMMERAZIONE DALI COB E POWER LED

DALI DIMMING FOR COB AND POWER LED

Alimentatori multipotenza forniti di dip-switch per la selezione della corrente in uscita. Caratteristiche della regolazione DALI (0,5-100%):

- funzione di memoria per scenari o gruppi luminosi
- richiamo di funzioni memorizzate
- compatibilità con interfacce DALI standard

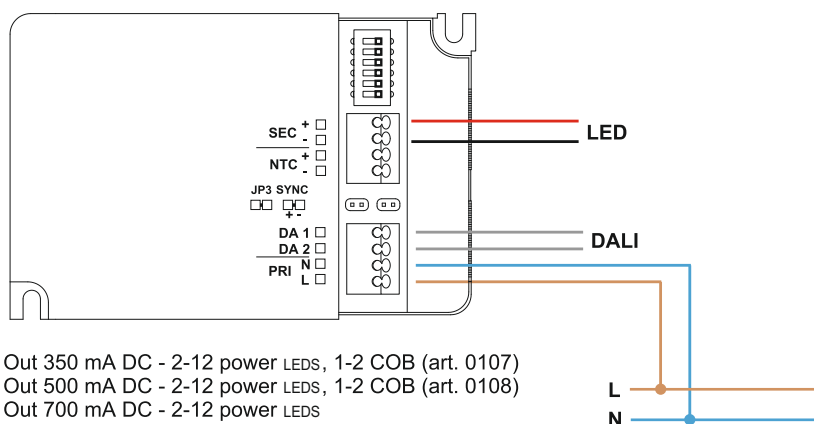
Multi-power drivers supplied with dip-switch for selection of the output current.

Features DALI dimming (0,5-100%):

- *memory function for sets or light groups*
- *recall of stored functions*
- *compatible with standard DALI interfaces*

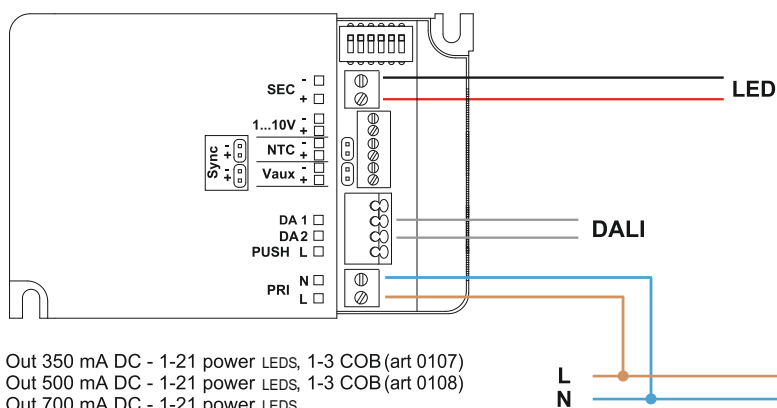


0129/DALI



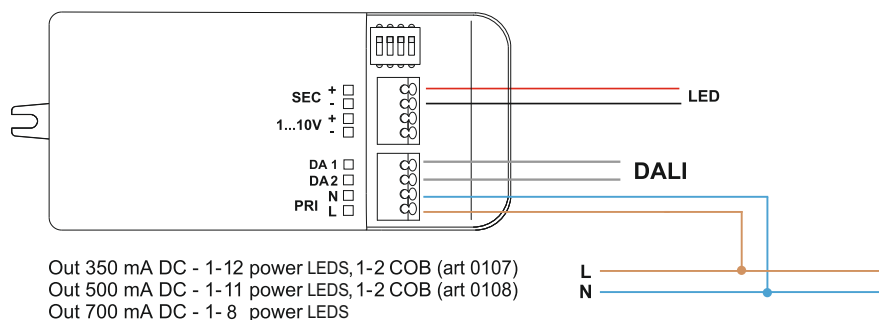
Out 350 mA DC - 2-12 power LEDs, 1-2 COB (art. 0107)
Out 500 mA DC - 2-12 power LEDs, 1-2 COB (art. 0108)
Out 700 mA DC - 2-12 power LEDs

0145/DALI



Out 350 mA DC - 1-21 power LEDs, 1-3 COB (art 0107)
Out 500 mA DC - 1-21 power LEDs, 1-3 COB (art 0108)
Out 700 mA DC - 1-21 power LEDs

0141/DALI



Out 350 mA DC - 1-12 power LEDs, 1-2 COB (art 0107)
Out 500 mA DC - 1-11 power LEDs, 1-2 COB (art 0108)
Out 700 mA DC - 1-8 power LEDs

CASAMBI

Tecnologia di comunicazione wireless per il controllo diretto da smartwatch, smartphone e tablet.

Ideale per applicazioni residenziali e spazi commerciali.

CASAMBI la giusta risposta ai clienti che cercano una soluzione che permetta la gestione semplice e User-friendly delle lampade, specialmente in ambito residenziale e commerciale.

CASAMBI consente di modificare l'intensità o il colore della luce in diversi modi. Questo sistema può essere usato per conseguire risparmi energetici, attivare scenari dinamici e fornire un'illuminazione incentrata sulle persone che ne promuove il benessere.

Grazie alla funzione timer possibile richiamare scene luminose in determinati orari. Oltretutto, i moduli **CASAMBI** sono provvisti della tecnologia beacon per cui la luce può essere impiegata come guida per individuare il percorso migliore per raggiungere una determinata meta o come funzione «seguimi». (la luce si accende solo quando l'utente è vicino alla lampada).

L'App **CASAMBI** facile da usare, si scarica gratuitamente. Segui questi semplici passaggi.

1. Scarica l'App dall'Apple App Store o da Google Play Store.
2. Accendi i tuoi apparecchi **CASAMBI**.
3. Apri l'App.
4. L'app **CASAMBI** troverà automaticamente tutti gli apparecchi abilitati **CASAMBI** che sono accesi.
5. Tocca "Utilizza tutti gli apparecchi di illuminazione"
6. L'App **CASAMBI** aggiungerà automaticamente tutti gli apparecchi a una rete e apre la scheda "Apparecchi"

Se vuoi controllare i tuoi apparecchi da più di un dispositivo mobile devi farlo modificare le impostazioni di condivisione della rete.

Come impostazione predefinita, la rete creata non lo condivide e archiviata solo nel dispositivo che lo ha creato.

1. Vai alla scheda "Altro" e seleziona "Configurazione della rete" e "Impostazioni di condivisione".
2. Toccare la condivisione e si aprirà la schermata "Modalità di condivisione".
3. Esistono quattro diverse modalità di condivisione: non condivisa, solo amministratore, Protetto da password e Apri. Quando selezioni Solo amministratore, Protetto da password o modalità aperta la rete verrà caricata sul server cloud e quindi possibile accedervi anche da altri dispositivi mobili.
4. Aggiungi un indirizzo e-mail e una password per la rete. L'indirizzo e-mail necessario per l'accesso remoto e il recupero della password.
5. Confermare le impostazioni con "Salva".

Dispositivi supportati **CASAMBI** App per iOS:
Richiede iOS 9.0 o successivo. iPhone 4S, iPhone 5, iPhone 5S, iPhone 5C o modelli più recenti, iPad di terza generazione (2012, A14xx) o più recenti, iPad mini tutti i modelli, iPod touch di sesta generazione o più recente.

Dispositivi supportati App **CASAMBI** per Android:
Requisiti minimi: dispositivi con Android 4.4 KitKat e BLE (Bluetooth Low Energy, BT 4.0)
Requisiti consigliati: dispositivi con Android 5.0 Lollipop o successivo e BLE (Bluetooth Low Energy, BT 4.0)

Wireless communication technology for direct control from smartwatches, smartphones and tablets.

Ideal for residential applications and commercial spaces.

***CASAMBI** is the right answer for customers looking for a mesh solution that allows management simple and user-friendly of the lamps, especially in residential and commercial environments.*

***CASAMBI** allows you to change the intensity or color of light in different ways. This system can be used to achieve energy savings, activate dynamic scenarios and provide lighting focused on the people who promote their well-being.*

*Thanks to the timer function it is possible to recall light scenes at certain times. Moreover, i **CASAMBI** modules are equipped with beacon technology whereby light can be used as guide to identify the best route to reach a certain destination or function "Follow me" (the light comes on only when the user is near the lamp).*

*It's very simple: download the **CASAMBI** app for free and follow these simple steps.*

1. Download the app from Apple App Store or Google Play Store.
2. Turn on your **CASAMBI** enabled luminaires.
3. Open the app.
4. **CASAMBI** app will automatically find all **CASAMBI** enabled luminaires that are switched on.
5. Tap on the 'Take all luminaires into use'
6. **CASAMBI** app will automatically add all luminaires to one network and open the 'Luminaires' tab

If you want to control your luminaires from more than one mobile device you need to change the network sharing settings.

As a default the created network is not shared and only stored in the device that created it.


1. Go to 'More' tab and select 'Network setup' and 'Sharing settings'.
2. Tap on the Sharing and the 'Sharing mode' screen will open.
3. There are four different sharing modes: Not Shared, Administrator only, Password protected and Open. When you select Administrator only, Password protected or Open mode the network will be uploaded to cloud server and then it can be accessed also from other mobile devices.
4. Add an email address and a password for the network. Email address is needed for remote access and password recovery.
5. Confirm your settings with 'Save'.

Supported devices **CASAMBI** App for iOS:
Requires iOS 9.0 or later. iPhone 4S, iPhone 5, iPhone 5S, iPhone 5C or newer models, 3rd generation iPad (2012, A14xx) or newer, iPad mini all models, 6th generation iPod touch or newer.




Supported devices **CASAMBI** App for Android:
Minimum Requirements: Devices with Android 4.4 KitKat and BLE (Bluetooth Low Energy, BT 4.0)
Recommended Requirements: Devices with Android 5.0 Lollipop or Later and BLE (Bluetooth Low Energy, BT 4.0)

GRADI DI PROTEZIONE

1a cifra protezione alla penetrazione di corpi solidi.
1st digit: protection against penetration by solid bodies.
1re chiffre: protection contre la pénétration des corps solides.
1a Ziffer: gegen feste Körper geschützt.

- 0** Non protetto.
No protection.
Sans protection.
Nicht geschützt.
- 1** Protetto da corpi solidi superiori a 50mm.
Protected against solid matters (over 50mm).
Protégé contre objets solides de plus de 50mm.
Gegen feste Körper über Ø 50 mm geschützt.
- 2** Protetto da corpi solidi superiori a 12mm.
Protected against solid matters (over 12mm).
Protégé contre objets solides de plus de 12mm.
Gegen feste Körper über Ø 12mm geschützt.
- 3** Protetto da corpi solidi superiori a 2,5mm.
Protected against solid matters (over 2,5mm).
Protégé contre objets solides de plus de 2,5mm.
Gegen feste Körper über Ø 2,5mm geschützt.
- 4** Protetto da corpi solidi superiori a 1mm.
Protected against solid matters (over 1mm).
Protégé contre objets solides de plus de 1mm.
Gegen feste Körper
- 5** Protetto contro la polvere.
Dust proof.
Protégé contre la poussière.
Staubgeschützt.
-  **6** Totalmente protetto contro la polvere.
Fully dust proof.
Protégé totalement contre la poussière.
Staubdicht.

2a cifra protezione contro la penetrazione d'acqua.
2nd digit: protection against penetration by water.
2me chiffre: protection contre la pénétration de l'eau.
2a Ziffer: wassergeschützt.

- 0** Non protetto.
No protection.
Sans protection.
Nicht geschützt.
- 1** Protetto contro la caduta verticale di gocce d'acqua.
Protected against drops of water falling vertically.
Protégé contre les chutes verticales des gouttes d'eau
Tropfwassergeschützt.
-  **3** Protetto contro la pioggia.
Rain proof fixture.
Protégé contre la pluie.
Regengeschützt.
-  **4** Protetto contro gli spruzzi.
Splash proof fixture.
Protégé contre les projections d'eau.
Spritzwassergeschützt.
- 5** Protetto contro getti d'acqua.
Water jet proof.
Protégé contre les jets d'eau.
Strahlwassergeschützt.
-  **6** Protetto contro le ondate.
Wave proof.
Protégé contre les vagues.
Wellengeschützt.
- 7** Protetto contro immersione.
Watertight immersion fixture.
Étanche pour immersion.
Eintauchenwassergeschützt.

SIMBOLI - SIGNS



- Apparecchio adatto ad essere installato su superfici normalmente infiammabili.
- Fixture ready for mounting on normally inflammable surfaces.
- Appareil pouvant être installé sur des surfaces normalement inflammables.
- Apparat, der auf normal entflammbare Oberflächen angebracht werden kann.
- Aparados adecuado para ser instalado en normalmente inflamable.
- Световой прибор может монтироваться на горючую поверхность.



- Apparecchio in Classe II, munito di isolamento doppio o rinforzato.
- Fixture on Class II, with double or reinforced insulation.
- Appareil en Classe II, équipé d'isolation double ou renforcé.
- Gerät, Klasse II, mit doppelter oder verstärkter Isolierung.
- Aparatos de clase II, con aislamiento doble o reforzado.
- Световой прибор со вторым классом защиты, с двойной или армированной изоляцией



- Apparecchio a bassa tensione con trasformatore remoto.
- LV fixture with remote transformer.
- Appareil à basse tension avec transformateur à distance.
- Mit Niederspannung gespeistes Gerät mit entferntem Stromwandler.
- Aparatos en bassissima tensione con trasformatore Remoto.
- Низковольтный световой прибор с удаленным трансформатором

MARCHI - MARK - MARQUE - ZEICHEN



- Con alimentatore elettronico.
- With electronic converter.
- Avec convertisseur électronique.
- Mit konverter integriert.



- Apparecchi calpestabili. Max ... Kg.
- Walk over fitting. Max ... Kg.
- Appareils Piètonniers. Max ... Kg.
- Begehbare Leuchten. Max ... Kg.



- Foro incasso.
- Ceiling cut out.
- Trou d'encastrement.
- Usschnitt.



- Temperatura superficiale <...°C.
- Surface temperature <...°C.
- Temperature de surface <...°C.
- Temperatur der Kontaktflächen <...°C.



- Peso netto.
- Net weight.
- Poids net.
- Nettogewicht.



- Filo incandescente.
- Glowtest.
- Fil incandescent.
- Glühtest.



- Lunghezza cavo.
- Cable lenght.
- Longueur du câble
- Kabel Länge.



- LED RGB.



- Apparecchi carrabili. Max ... Kg.
- Drive over fittings. Max ... Kg.
- Pour passage vehicules. Max ... Kg.
- Befahrbar. Max ... Kg.



- CRI > 90 Indice di resa cromatica
- CRI > 90 Color rendering index



Alimentatore incluso – Alimentatore non incluso
 Converter included – Converter not included
 Convertisseur inclus – Convertisseur pas inclus
 Inklusiv Konverter – Konverter nicht mitgeliefert
 Convertidor incluido – Convertidor no incluido
 С КОНВЕРТЕРОМ - БЕЗ КОНВЕРТЕРА



- Apparecchio riparabile
- Fixture repairable

CONDIZIONI DI VENDITA ITALIA

RESA MERCE:

- F.co destino senza addebito di compenso trasporto per ordini superiori a 450,00 euro netti Iva esclusa.
- F.co destino con addebito di € 15,00 di compenso trasporto per ordini fino 450,00 euro netti Iva esclusa.
- Eliminato il minimo d'ordine.

IMBALLO:

- Compreso nel prezzo.

La merce viaggia a rischio e pericolo del committente, non si accettano reclami dopo 8 gg. dalla consegna.

Per eventuali controversie sarà competente il Foro di Milano.



I prezzi indicati nel presente listino **sono esclusi** dagli oneri introdotti dal Decreto Legislativo 25 Luglio 2005 nr. 151 (recepisce la Direttiva 2002/96/CE -WEEE- RAEE in Italia - relativa allo smaltimento di apparecchiature elettriche ed elettroniche e dalla Direttiva 2002/95/CE - RoHS- relativa alla restrizione d'uso di sostanze pericolose).

TUTTI I PRODOTTI DOVE NON ESISTA SPECIFICA, SONO DA CONSIDERARSI SENZA LAMPADINA.



- Garanzia di 5 anni su tutti gli apparecchi Egoluce.
- 5 years warranty for all Egoluce fixtures.



I nostri prodotti sono costruiti in conformità alle norme europee CEI-EN 60598 e, come tali, soddisfano i requisiti richiesti, quindi recano la marcatura CE.

Our fittings are manufactured in conformity with the european standard CEI-EN 60598 and, consequently, get the mark CE.

Nos appareils sont fabriqués en conformité aux règles européennes CEI-EN 60598 et, par conséquence, fourni avec marque CE.

Unsere Produkte werden gemäß europäischer Norm CEI-EN 60598 hergestellt und sind als solche mit dem CE-Zeichen gekennzeichnet.

/IP or /P Protezione IP44 della parte esposta
Exposed part protection IP44

/ST Con diffusore satinato
With satin diffuser

/TR Con diffusore trasparente
Clear diffuser

Codici temperatura colore luce - LED temperature

/XW LED **Extra Warm White** 2700K

/WW LED **Warm White** 3000K

/W LED **Natural White** 4000K


/CW LED **Cold White** 5000K


I valori di lumen (lm) riportati si riferiscono al flusso luminoso nominale della sorgente LED
The lumens (lm) output value are nominal

Codici versioni emergenza e dimmerabili - Emergency and dimmable versions codes


/EM Emergenza *Emergency*

/DIM Dimmerabile *Dimming*  

/DALI Dimmerabile *Dimming* 

 Dimmer incluso *Dimmer included*

***** Articolo ad esaurimento contattare per disponibilità - End line item contact for availability



MADE IN ITALY

EGOLUCE s.r.l. Via I. Newton, 12 - 20016 Pero - Milano - Italy - Tel. +39 02339586.1 - Italia fax +39 023535112
Int. fax +39 0233911087 E-mail: info@egoluce.com - Int. E-mail: infoworld@egoluce.com www.egoluce.com